

Oklahoma County, Oklahoma  
**Comprehensive Annual Financial Report**



**For The Fiscal Year Ended June 2013**

**Prepared in the Office of Carolynn Caudill,  
County Clerk and Secretary to the Budget Board/Excise Board  
and Board of County Commissioners**





***OKLAHOMA COUNTY, OKLAHOMA  
COMPREHENSIVE ANNUAL FINANCIAL REPORT***

***FOR FISCAL YEAR ENDED JUNE 30, 2013***

***PREPARED BY THE FINANCE DIVISION  
OF THE OKLAHOMA COUNTY CLERKS' OFFICE***

***Carolynn Caudill, Oklahoma County Clerk***

**OKLAHOMA COUNTY  
TABLE OF CONTENTS  
COMPREHENSIVE ANNUAL FINANCIAL REPORT  
For the fiscal year ended June 30, 2013**

<b>I. INTRODUCTORY SECTION</b>	<b>PAGE</b>
Letter of Transmittal .....	3
GFOA Certificate of Achievement for Excellence in Financial Reporting .....	10
Elected County Officials .....	11
County Government Organizational Chart .....	12
<b>II. FINANCIAL SECTION</b>	
Report of the Independent Auditors .....	13
Management’s Discussion and Analysis . .....	16
<b>BASIC FINANCIAL STATEMENTS</b>	
Government-wide Financial Statements:	
Statement of Net Position . .....	29
Statement of Activities .....	30
Fund Financial Statements:	
Balance Sheet – Governmental Funds .....	31
Statement of Revenues, Expenditures, and Changes in Fund Balances- Governmental Funds .....	32
Reconciliation of the Statement of Revenues, Expenditures, and Changes in Fund Balances of Governmental Funds to the Statement of Activities .....	33
Statement of Net Position-Proprietary Fund .....	34
Statement of Revenues, Expenses, and Changes in Fund Net Position – Proprietary Fund . .....	35
Statement of Cash Flows-Proprietary Fund .....	36
Statement of Fiduciary Net Position-Fiduciary Funds .....	37
Statement of Changes in Fiduciary Net Position-Fiduciary Funds .....	38
Notes to the Financial Statements .....	39
<b>REQUIRED SUPPLEMENTARY INFORMATION:</b>	
Schedule of Funding Progress- Employees Defined Benefit Retirement System .....	75
Schedule of Employer Contributions-Employees Defined Benefit Retirement System .....	75

**OKLAHOMA COUNTY**  
**TABLE OF CONTENTS, continued**

Schedule of Funding Progress- Other Post Employment Benefits .....	76
Schedule of Revenues, Expenditures, and Changes in Fund Balances-Budget and Actual - General Fund .....	77
Schedule of Revenues, Expenditures, and Changes in Fund Balances-Budget and Actual – Highway Cash Fund. ....	82
Schedule of Revenues, Expenditures, and Changes in Fund Balances-Budget and Actual – Resale Property Fund. ....	83
Notes to the Required Supplementary Information .....	84

**COMBINING AND INDIVIDUAL FUND STATEMENTS AND SCHEDULES**

**Non-Major Governmental Funds:**

Combining Balance Sheet – Non-Major Governmental Funds .....	85
Combining Statement of Revenues, Expenditures, and Changes in Fund Balances - Non-Major Governmental Funds .....	88

**Debt Service Fund:**

Schedule of Revenues, Expenditures, and Changes in Fund Balances-Budget and Actual .....	91
---	----

**Fiduciary Funds:**

Statement of Changes in Assets and Liabilities – Agency Funds.....	92
--	----

**III. STATISTICAL SECTION**

Net Assets/Position by Component .....	94
Changes in Net Assets/Position .....	95
Fund Balances of Governmental Funds .....	97
Changes in Fund Balances of Governmental Funds .....	98
Assessed Value and Estimated Actual Value of Taxable Property .....	99
Property Tax Rates-Direct and Overlapping Governments .....	100
Principal Property Taxpayers .....	101
Property Tax Levies and Collections .....	102
Ratios of Outstanding Debt by Type .....	103
Ratios of General Bonded Debt Outstanding .....	104
Direct and Overlapping Governmental Activities Debt .....	105
Legal Debt Margin Information .....	107
Demographic and Economic Statistics .....	108
Principal Employers .....	109
Full-time Equivalent County Employees by Function .....	110
Operating Indicators by Function .....	111
Capital Asset Statistics by Function .....	112

*I - Introductory Section*





CAROLYNN CAUDILL  
OKLAHOMA COUNTY CLERK

DANNY LAMBERT, CHIEF DEPUTY

March 31, 2014

To the Citizens of Oklahoma County and the Honorable Members of the Oklahoma County Budget Board:

We hereby issue the 2013 Comprehensive Annual Financial Report (CAFR) of Oklahoma County for fiscal year ended June 30, 2013. The CAFR provides a comprehensive overview of the county's financial position and the results of operations for the past fiscal year. This report complies with requirements of state statutes. The Oklahoma County Clerk's Finance Department, prepared this report using generally accepted accounting principles (GAAP) and it has been audited by the Office of the State Auditor and Inspector in accordance with generally accepted auditing standards.

This report consists of management representations concerning finances of the County. Consequently the responsibility for the accuracy of the data and the completeness and fairness of the presentation, including all disclosures, rests with the County. To provide a reasonable basis for making these representations, the County follows the guidelines of state statute which has established an internal control framework designed to protect the County's assets from loss, theft, or misuse and to compile sufficient reliable information for the preparation of the County's financial statements in conformity with GAAP. The framework of internal controls has been designed to provide reasonable rather than absolute assurance the financial statements will be free from material misstatements. As management, we assert, to the best of our knowledge and belief, this financial report is complete and reliable in all material respects.

In accordance with Title 19.O.S. 2001 §171, the State Statute requires an annual audit for Oklahoma County. The audit is performed by the Oklahoma State Auditor and Inspector's Office. The audit is required to be performed in accordance with Generally Accepted Auditing Standards, which are established by the Auditing Standards Board and Government Auditing Standards issued by the Comptroller General of the United States. The independent auditor's report is located at the front of the financial section of this report. The auditors also perform a single audit according to the provisions of the Single Audit Act and the U.S. Office of Management and Budget (OMB). The findings and recommendations as a result of the audit, according to OMB Circular A-133, are reported under separate cover.

GAAP requires management provide a narrative introduction, overview, and analysis to accompany the basic financial statements in the form of Management's Discussion and Analysis (MD&A). This letter of transmittal is designed to complement MD&A and should be read in conjunction with it. The County's MD&A can be found immediately following the Report of Independent Auditors.

## **PROFILE OF OKLAHOMA COUNTY**

Situated in the heart of downtown Oklahoma City, the Oklahoma County Courthouse is the hub of many diverse activities. Consisting of a Courthouse Building, a County Office Building, a County Jail, and a Juvenile Justice Center, the government of Oklahoma County employs more than 1,700 people and is a multi-million dollar operation.

Based on the U.S. Census Bureau, Oklahoma County has an estimated 2012 population of 741,781, making it the most populous county in the State of Oklahoma. The land area of Oklahoma County is 775 square miles. While Oklahoma is known for its oil and gas industry and its agricultural base, Oklahoma County has a diverse economy of manufacturing, aerospace, service, and industrial companies. Additionally, Oklahoma County is the home to Tinker Air Force Base, which is one of the largest depots for aircraft maintenance in the U.S. Department of Defense.

Oklahoma County is a constitutional form of government comprised of eight elected officials. These eight elected officials comprise the Oklahoma County Budget Board. There are three County Commissioners which form the Board of County Commissioners, a County Clerk, a Court Clerk, a Treasurer, a Sheriff, and an Assessor. The County Excise Board, consisting of three appointed members, officially certifies budgets and financial statements for the County as well as certain Oklahoma County municipalities and school districts. The County Clerk is secretary to these public boards. These Boards comprise the management of Oklahoma County and are responsible for the administration of County services and information presented in the Comprehensive Annual Financial Report. All county officials are represented in civil matters by the Oklahoma County District Attorney, who is an elected official representing a state judicial district that encompasses Oklahoma County.

Oklahoma County government is a subdivision of the state government, and all of the powers exercised by the County are those delegated by the State, as authorized by the State Legislature and the State Constitution. The State Auditor and Inspector is charged with the duty of auditing the fiscal matters of Oklahoma County on an annual basis.

### ***Financial Reporting Entity***

The financial reporting entity consists of (a) the primary government, (b) organizations for which the primary government is financially accountable, and (c) other organizations for which the primary government is not financially accountable, but for which the nature and significance of their relationship with the primary government are such that exclusion would cause the reporting entity's financial statements to be misleading or incomplete.

### ***Component Units***

Component units are legally separate organizations for which the elected officials of the primary government are financially accountable. In addition, component units can be other organizations for which the nature and significance of their relationship with the primary government are such that exclusion would cause the reporting entity's financial statements to be misleading or incomplete.

Oklahoma County has two component units - The Oklahoma County Finance Authority, a discretely presented component unit, and the Oklahoma County Public Buildings Authority, a blended component unit. Both issue separately audited Component Unit Financial Statements (CUFS).

### ***Related Organizations***

The following related organizations are excluded from the financial reporting entity because the County has determined that these entities do not meet the component unit criteria defined previously. Financial statements are available from the respective organizations. Related organizations are Oklahoma County Home Finance Authority, Oklahoma Industries Authority, Oklahoma County Industrial Authority and Oklahoma County Utility Services Authority.

### ***Accountability and Budgetary Controls***

The County has a comprehensive accounting and budgetary system. The County has a balanced budget and complies with requirements of the State Statutes and Oklahoma Constitution. The Budget Board of Oklahoma County has made every effort to comply with the guidelines for the Oklahoma County Budget Act as set out in Title 19, of the Oklahoma Statutes, Sections 1401-1421.

The County has a comprehensive set of internal controls, which are reviewed annually as a part of the audit and routinely by management. The County Clerk and the County Treasurer assist the state auditors in annual routine audits and assist in recommending and implementing new accounting procedures and internal controls.

Additionally, the County maintains budgetary controls to ensure compliance with legal provisions incorporated in the annual appropriated budget. The County Excise Board approves annually appropriated budgets for the General Fund and the Debt Service Fund. The level of budgetary control within the fund is by department and classification, described in Note II.A. of the financial statements.

### ***Financial Policies***

Oklahoma County follows the prescribed policies and procedures outlined in Oklahoma law to guide the budgeting and financial practices. The County maintains a financial and budgetary control system whereby expenditures and revenues are tracked in the County's financial system to ensure adherence to the budget. Monthly reports are prepared and presented to the County Budget Board that compare actual revenues and expenditures to budgeted amounts and provide a picture of the County's cash position.

## **FACTORS AFFECTING FINANCIAL CONDITION**

### ***Local Economy and Economic Outlook***

As the largest county in the state and the home of the State Capital, Oklahoma County accounts for 19 percent of the state's population, and 27 percent of the state's labor force. The availability of low-priced real estate, an abundant skilled labor force, a low cost of doing business, and a centralized geographical location make Oklahoma County a prime location for business. These assets continue to be the key to Oklahoma County's growth as reflected in its 5.6% unemployment rate compared to the national 7.6% rate as of June 30.

While the fate of the Oklahoma economy has long been linked to the energy sector, the Oklahoma City metropolitan area economy has become increasingly diverse over the past decade, largely the results of efforts by business and community leaders to better insulate the local economy from the "boom and bust" cycles of the oil industry. The metropolitan area economy is comprised of a dozen major sectors that include: education and health services; financial; information; professional and business services; wholesale and retail trade; construction; government; manufacturing; mining; transportation, warehousing and utilities, and; leisure and



hospitality. The local economy's stability is enhanced by the presence of Oklahoma state government, numerous federal agencies, and Tinker Air Force Base.

The City of Oklahoma City is the largest city in Oklahoma County, and as the hub of the increasingly vibrant, larger Oklahoma City metropolitan area, it continues to serve as an important source of economic stimulus for the county and surrounding region. The emergence of Oklahoma City onto the national scene is rapidly becoming a model for economic revitalization and public/private sector cooperation. The Oklahoma City Thunder continues to be a stunning success in their sixth season making the NBA playoffs again and adding to the national reputation of the City as it develops a larger presence on the national level. In 2013 the Thunder organization was named fourth on ESPN's list the ultimate top franchises in all of pro sports.

The revitalization of the downtown "bricktown" Oklahoma City area continues to strengthen the core business center of the metropolitan area. The city and county in turn are benefiting from the strength of the surrounding metropolitan area and enjoying the type of strong job and income growth that is typical of a regional economy that is reaching critical mass as the population approaches 1.2 million. Combined with its relatively low housing prices, the area offers an attractive cost-of-living-adjusted standard of living to workers.

In 2013, Oklahoma City continued to garner national acclaim and *Forbes* recently ranked Oklahoma City No. 7 on its "10 Best Cities for Good Jobs" list. The publication ranked the cities according to recent and expected job growth, current unemployment rate, and current and expected per-capita income and also gave increased weight to areas with high and growing per-capita incomes. The article stated that the shale boom boosted energy employment last year but Oklahoma City is also seeing strong gains in financial services, hospitality, transportation and utilities, with a 5 year expected job growth rate of 1.7%. In May 2013 Oklahoma City also made the *Forbes* top ten list of "America's New Manufacturing Boomtowns", ranking fourth on the list of the big metro areas that are creating the most manufacturing jobs. "The energy driven growth can be seen in Oklahoma City, where the number of industrial jobs is up 15% since 2009".

*The Business Journal* ranked Oklahoma City as the second-best city in America for small business. The business publication looked at several factors for its formula including small-business growth, employment growth and population growth. "The runner up in this year's rankings Oklahoma City, has been booming in recent years. It currently holds first place in a broad measure of all-round economic strength". "Oklahoma City is among just six major markets adding small businesses during the past year, while also maintaining a concentration of more than 25 small businesses per 1,000 residents."

The Center for Applied Economic Research (CAER) at Oklahoma State University reports that economic growth statewide slowed from 2012 to 2013. Based on preliminary data for 2013, employment growth of 1.9 percent in 2012 is expected to slow to 1.1 percent in 2013. The double-digit growth in energy sector employment during 2011 and 2012 turned negative in 2013. The number of rigs exploring for or developing oil and gas fell over ten percent from its peak. Significant layoffs also have occurred at the headquarters of Chesapeake Energy in Oklahoma City. Strong growth in energy-related machinery manufacturing likewise dramatically slowed in 2013. Yet, following the national rebound in housing, construction employment accelerated in 2013. Employment growth also accelerated in the retail and professional services sectors.

As the recovery in the national economy strengthens, Oklahoma's employment growth is forecast to pick up to 1.6 percent in 2014 and 2.0 percent in 2015, which approximates the expected employment growth nationally. Stable oil and natural gas prices will underpin strength in Oklahoma's energy sector. Following the national housing cycle, continued low interest rates should fuel robust construction employment growth. Modest growth in durable manufacturing employment also bodes well for the state economy. Following the pattern of employment growth,

personal income growth in the state is expected to slow from 5.1 percent in 2012 to 4.2 percent in 2013, picking up to 5.6 and 5.4 percent in 2014 and 2015, respectively. Unemployment is forecast to fall from 5.2 percent in 2013 to 5.0 percent in 2014 and 4.6 percent in 2015.

At the local level, Oklahoma County lies within one of the faster growing metropolitan area economies in the nation. According to CAER, Oklahoma County monthly wage and salary employment levels will average slightly more than 435 thousand jobs in 2013, approximately 1.3 percent above the 2012 level. Following the state and nation, employment growth is forecast to accelerate to 1.5 and 1.9 percent in 2014 and 2015. Unemployment is expected to go from slightly above 5 percent in 2013 to slightly below 5 percent in 2014, and is expected to fall further to 4.5 percent in 2015. Total wages and salaries are projected to grow 5 percent in 2013, accelerating to approximately 6 percent in each of 2014 and 2015. Taxable sale in Oklahoma County in 2012 finished 6.9 percent above the 2011 level, with growth projected to slow to 3.4 percent in 2013 and 4.7 percent in each of 2014 and 2015.

Oklahoma County will continue to benefit from the location of energy company headquarters after Chesapeake Energy adjusts its workforce. Oklahoma County also will continue to benefit from the metropolitan area aerospace industry cluster. Looking further into the future, energy prices and related employment are forecast to hold up well as the nation continues to seek energy independence. The Oklahoma City metropolitan area also has an ample supply of land and a favorable land-use regulatory environment for further development. Along with momentum created by Oklahoma City's Metropolitan Area Projects (MAPS) in improving the local quality of life, these factors suggest a bright economic future for Oklahoma County and the overall metropolitan area.

### ***Long-term Financial Planning and Major Initiatives***

#### ***Strategic Planning***

Oklahoma County has four "strategic goals" that were developed during a Strategic Planning Process in 2007 and finalized in 2008. These goals are:

- 1. Develop alternative funding sources for adult and juvenile detention centers.*
- 2. Recruit, develop, and retain quality county employees.*
- 3. Increase economic development partnership efforts in central Oklahoma.*
- 4. Establish capital improvement programs and priorities to enhance County services to the public.*

Oklahoma County is currently working on a plan to develop an initiative with the citizens of Oklahoma County to fund new adult detention and juvenile justice centers or add annexes to both facilities to address issues related to overcrowding, alternative sentencing, and meeting new requirements by the United States Department of Justice for the Adult Detention Facility.

Oklahoma County's partnership with the Greater Oklahoma City Chamber has resulted in job-creating initiatives with the former Oklahoma City General Motors plant. The plant was purchased by the citizens of Oklahoma County in 2008 and turned over to Tinker Air Force Base to develop new jobs and create efficiencies for TAFB. To date almost 1,700 new jobs have been brought to Tinker since the initiative passed in May of 2008 with an estimated impact of \$3.5 billion annually to the Oklahoma County economy.

Due to the culmination of two years of research of rising health benefits costs, the County took an innovative approach and contracted with a new health care provider, IMWell Health. Elected Officials see this as a long term solution to reduce costs for Oklahoma County employees and to save the County taxpayers money. The IMWell Health medical clinic opened in downtown Oklahoma City the first of July 2012 and fiscal year 2012-2013 was the first full year of operation. It is a multi-employer clinic model that serves employees and family members enrolled in the health plan of Oklahoma County. The clinic offers a full line of family medical services and the clinic staff will specialize in chronic disease management. County employees who seek treatment at the health clinic have no co-pay or deductible obligations. The employees have an incentive to undergo wellness checks that could make the employee population healthier, thus reducing emergency room visits and inpatient treatment and a better managed chronic conditions. The incentive for employees is that the county will pay a month of health care premiums for each employee that opts to undergo an initial wellness assessment. Oklahoma County pays for 100% of the medical services its participants receive and the benefit is available to all members, including dependents enrolled in the medical plan. The major long term goal is to drive down health care costs by managing chronic diseases before they escalate which will result in long term savings.

The County Budget Board formed a wellness committee represented by an employee from each elected officials office. The wellness committee is currently researching other cost saving ideas such as a wellness plan as the next step for improving the lives of employees and driving down medical costs.

### ***Recently-Completed Capital Improvement Projects***

Major capital asset events during the current fiscal year included the following:

- Construction in progress of the Crutchto Flood Control Plain project to mitigate flooding conditions and related damage in east central Oklahoma County and the Crutchto Creek flood plain and floodway and surrounding area, which facilitate the construction of infrastructure improvements in those areas through the acquisition of certain real property and/or the provision of safe and adequate roads, bridges and drainage facilities in those areas. The total cost to date is \$5,790,469 and the project is funded with general obligation bond proceeds in the County Bond 2008 Fund.
- Construction in progress of the Deer Creek Flood Control Plain project to mitigate flooding conditions and related damage in east central Oklahoma County and the Deer Creek flood plain and floodway and surrounding area, which facilitate the construction of infrastructure improvements in those areas through the acquisition of certain real property and/or the provision of safe and adequate roads, bridges and drainage facilities in those areas. The total cost to date is \$710,446 and the project is funded with general obligation bond proceeds in the County Bond 2008 Fund.
- Construction in progress of improvements to the county courthouse and annex building and infrastructure replacement including HVAC, plumbing and fire suppression system at the county courthouse at a total cost of \$10,988,549 to date. The project is funded with general obligation bond proceeds in the County Bond 2008 Fund.
- Construction of and improvements to approximately 27 miles of county roads and bridges at a total cost of approximately \$4 million dollars.

## AWARDS AND ACKNOWLEDGMENTS

### *Certificate of Achievement for Excellence in Financial Reporting*

The Government Finance Officers Association of the United States and Canada (GFOA) awarded a Certificate of Achievement for Excellence in Financial Reporting to Oklahoma County for its comprehensive annual financial report (CAFR) for the fiscal year ended June 30, 2013. This was the nineteenth consecutive year that Oklahoma County has received this prestigious award (fiscal years ended 1994-2012).


In order to be awarded a Certificate of Achievement, a government unit must publish an easily readable and efficiently organized comprehensive annual financial report (CAFR) whose contents conform to program standards. This report must satisfy both generally accepted accounting principles and applicable legal requirements.

A Certificate of Achievement is valid for a period of one year only. We believe that our current comprehensive annual financial report continues to meet the Certificate of Achievement Program's requirements and we are submitting it to the GFOA to determine its eligibility for another certificate.

### *Acknowledgements*

The dedicated work of the entire Finance Division of the County Clerk's office made possible the preparation of the County's Comprehensive Annual Financial Report. The County Treasurer and other staff and administrators at various sites throughout the County provided additional, valuable help. We would also like to express our appreciation to the Board of County Commissioners, the County Budget Board and Excise Board, for its leadership, encouragement and support to ensure the continued fiscal accountability and integrity of Oklahoma County.

Respectfully submitted:

A handwritten signature in black ink, appearing to read "Carolyn Caudill". The signature is written in a cursive style with a large, prominent initial "C".

Carolynn Caudill, Oklahoma County Clerk





Government Finance Officers Association

**Certificate of  
Achievement  
for Excellence  
in Financial  
Reporting**

Presented to

**Oklahoma County  
Oklahoma**

For its Comprehensive Annual  
Financial Report  
for the Fiscal Year Ended

**June 30, 2012**

Executive Director/CEO

## Oklahoma County Elected Officials



**Willa Johnson,  
Commissioner District 1**



**Brian Maughan,  
Commissioner District 2**



**Ray Vaughn,  
Commissioner District 3**



**Carolynn Caudill,  
County Clerk**



**Forrest "Butch"  
Freeman,  
County Treasurer**



**John Whetsel,  
Sheriff**



**Leonard Sullivan,  
Assessor**



**Tim Rhodes,  
Court Clerk**



**David Prater,  
District Attorney**

## Oklahoma County Excise Board Members



**James Harrod**

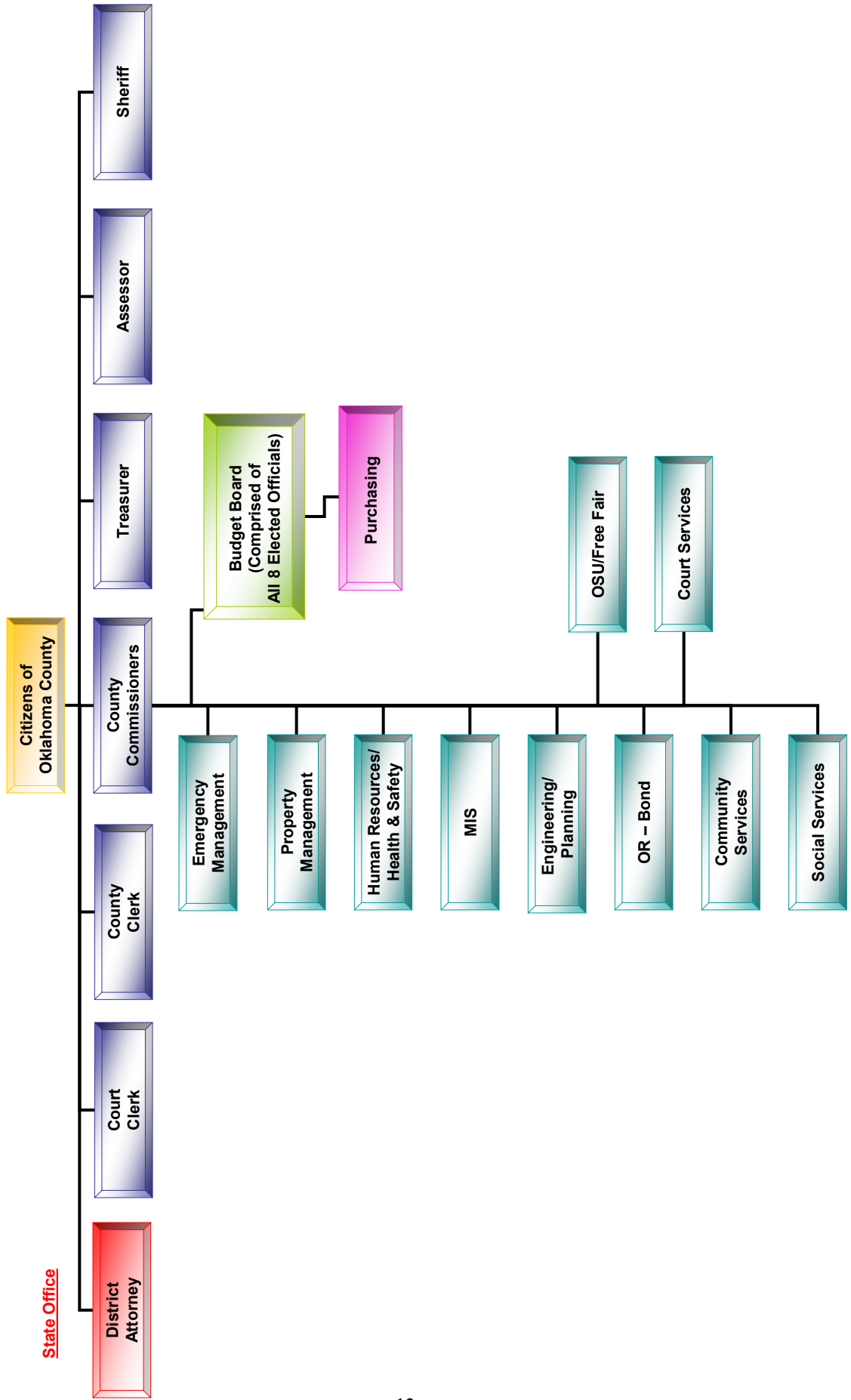


**Frank Burns**



**Melvin Combs, Jr.**

# Oklahoma County Organizational Chart



## *II - Financial Section*







# Oklahoma State Auditor & Inspector

2300 N. Lincoln Blvd. • State Capitol, Room 100 • Oklahoma City, OK 73105 • Phone: 405.521.3495 • Fax: 405.521.3426

## Independent Auditor's Report

TO THE OFFICERS OF  
OKLAHOMA COUNTY, OKLAHOMA

### Report on the Financial Statement

We have audited the accompanying financial statements of the governmental activities, the business-type activities, the discretely presented component unit, each major fund, and the aggregate remaining fund information of Oklahoma County, Oklahoma, as of and for the year ended June 30, 2013, and the related notes to the financial statements, which collectively comprise the County's basic financial statements as listed in the table of contents.

### Management's Responsibility for the Financial Statements

Management is responsible for the preparation and fair presentation of these financial statements in accordance with accounting principles generally accepted in the United States of America; this includes the design, implementation, and maintenance of internal control relevant to the preparation and fair presentation of financial statements that are free from material misstatement, whether due to fraud or error.

### Auditor's Responsibility

Our responsibility is to express opinions on these financial statements based on our audit. We did not audit:

- the financial statements of the Oklahoma County Public Buildings Authority, which is both a major fund and 100 percent of assets, net assets, and revenues of the business-type activities;
- the financial statements of the Oklahoma County Finance Authority, which represent 100 percent of assets and revenues of the discretely presented component unit; and
- the financial statements of the defined benefit retirement plan of the Employees' Retirement System of Oklahoma County, which represents 5 percent of the assets presented in the statement of fiduciary net assets and 10 percent of the additions presented in the statement of changes in fiduciary net assets.

Those statements were audited by other auditors whose reports have been furnished to us, and our opinion, insofar as it relates to the amounts included for the above-mentioned entities, is based solely on the reports of the other auditors. We conducted our audit in accordance with auditing standards generally accepted in the United States of America and the standards applicable to financial audits contained in *Government Auditing Standards*, issued by the Comptroller General of the United States. Those standards require that we plan and perform the audit to obtain reasonable assurance about whether the financial statements are free from material misstatement.

An audit involves performing procedures to obtain audit evidence about the amounts and disclosures in the financial statements. The procedures selected depend on the auditor's judgment, including the assessment of the risks of material misstatement of the financial statements, whether due to fraud or error. In making those risk assessments, the auditor considers internal control relevant to the entity's preparation and fair presentation of the financial statements in order to design audit procedures that are appropriate in the circumstances, but not for the purpose of expressing an opinion on the effectiveness of the entity's internal control. Accordingly, we express no such opinion. An audit also includes evaluating the appropriateness of accounting policies used and the reasonableness of significant accounting estimates made by management, as well as evaluating the overall presentation of the financial statements.

We believe that the audit evidence we have obtained is sufficient and appropriate to provide a basis for our audit opinions.

### Opinions

In our opinion, based on our audit and the reports of other auditors, the financial statements referred to above presents fairly, in all material respects, the respective financial position of the governmental activities, the business-type activities, the discretely presented component unit, each major fund, and the aggregate remaining fund information of Oklahoma County, Oklahoma, as of June 30, 2013, and the respective changes in financial position and, where applicable, cash flows thereof for the year then ended in accordance with accounting principles generally accepted in the United States of America.

### Other Matters

#### Required Supplementary Information

Accounting principles generally accepted in the United States of America require that the Management's Discussion and Analysis, Schedules of Funding Progress for the Employees' Defined Benefit Retirement Plan and Other Post Employment Benefits, Schedule of Employer Contributions-Employees' for the Defined Benefit Retirement Plan, and the General Fund Budgetary Comparison Information, as listed in the table of contents, be presented to supplement the basic financial statements. Such information, although not a part of the basic financial statements, is required by the Governmental Accounting Standards Board, who considers it to be an essential part of financial reporting for placing the basic financial statements in an appropriate operational, economic, or historical context. We and the other auditors have applied certain limited procedures to the required supplementary information in accordance with auditing standards generally accepted in the United States of America, which consisted of inquires of management about the methods of preparing the information and comparing the information for consistency with management's responses to our inquiries, the basic financial statements, and other knowledge we obtained during our audit of the basic financial statements. We do not express an opinion or provide any assurance on the information because the limited procedures do not provide us with sufficient evidence to express an opinion or provide any assurance.

#### Other Information

Our audit was conducted for the purpose of forming opinions on the financial statements that collectively comprise Oklahoma County's basic financial statements. The introductory section, combining and individual fund statements and schedules, and statistical section are presented for purposes of additional analysis and are not a required part of the financial statements.



The combining and individual fund statements and schedules are the responsibility of management and were derived from and relate directly to the underlying accounting and other records used to prepare the basic financial statements. Such information has been subjected to the auditing procedures applied in the audit of the basic financial statements and certain additional procedures, including comparing and reconciling such information directly to the underlying accounting and other records used to prepare the basic financial statements or to the basic financial statements themselves, and other additional procedures in accordance with auditing standards generally accepted in the United States of America. In our opinion, based on our audit, the procedures performed as described above, and the reports of the other auditors, the combining and individual fund statements and schedules are fairly stated, in all material respects, in relation to the basic financial statements taken as a whole.

The introductory and statistical sections have not been subjected to the auditing procedures applied in the audit of the basic financial statements and, accordingly, we do not express an opinion or provide any assurance on them.

Other Reporting Required by Government Auditing Standards

In accordance with *Government Auditing Standards*, we have also issued our report dated March 26, 2014, on our consideration of Oklahoma County's internal control over financial reporting and on our tests of its compliance with certain provisions of laws, regulations, contracts, and grant agreements and other matters. The purpose of that report is to describe the scope of our testing of internal control over financial reporting and compliance and the results of that testing, and not to provide an opinion on the internal control over financial reporting or on compliance. That report is an integral part of an audit performed in accordance with *Government Auditing Standards* in considering Oklahoma County's internal control over financial reporting and compliance.



GARY A. JONES, CPA, CFE  
OKLAHOMA STATE AUDITOR & INSPECTOR

March 26, 2014

## **OKLAHOMA COUNTY, OKLAHOMA MANAGEMENT'S DISCUSSION AND ANALYSIS**

Our discussion and analysis of Oklahoma County (the County) financial performance provides an overview of the County's financial activities for the fiscal year ended June 30, 2013. Please read it in conjunction with the financial statements which immediately follow this section.

### **FINANCIAL HIGHLIGHTS**

#### **Government-wide financial analysis**

The total assets of the County exceeded its liabilities at the close of the fiscal year by \$55,970,078 (net position). Of this amount, \$107,134,064 is net investment in capital assets, \$49,497,376 is restricted for specific purposes, thereby leaving a negative unrestricted net assets in the amount of \$(100,661,362). The negative amount of unrestricted net assets is primarily the result of two long-term obligations incurred that have no corresponding assets: (1) the issuance of long-term bonds whose proceeds were used to acquire property and facilities that were transferred to the federal government for economic development purposes, and (2) long-term net obligations related to post-employment healthcare benefits for which no advance-funded plan assets have been set aside.

#### **Fund financial analysis**

Total fund balances for the County's governmental funds amounted to \$57,931,306 at June 30, 2013, an increase of \$5,140,401 from the prior fiscal year. Approximately \$47,647,063 of this total, or 82%, is either nonspendable, restricted, committed or assigned for specific uses; and \$10,284,244 or 18%, is of this total is unassigned in the County's General Fund and available to meet the County's current and future needs.

#### **Capital asset and debt administration**

The County's investment in capital assets has increased by \$751,056 or .6% from \$130,019,685 to \$130,770,741. This balance consists of \$116,949,595 for the governmental activities and \$13,821,146 for the business-type activities.

The County's total long-term debt has decreased by \$9,543,280, or -12.0% from \$79,774,743 to \$70,231,463. This decrease was primarily due to scheduled retirement of outstanding bonds and capital leases.

The County's total liabilities increased by \$7,400,481, or 5.1%, and the liabilities for the governmental activities increased by \$7,429,710 or 5.6%. The increase is primarily due to a \$15.1 million increase in Net OPEB Obligation as a result of a number of changes in actuarial assumptions and estimates including changes in the withdrawal and disability retirement rates, election percentages, demographic experience gains and losses, lower than expected claims, and changes in the medical trend rate assumptions. This was offset by a \$6.0 million decrease in Bonds Payable due to the principal payments on outstanding bonds.

### **OVERVIEW OF THE FINANCIAL STATEMENTS**

The financial section of this annual report consists of several parts: management's discussion and analysis (this section), the independent auditor's report, the basic financial statements, required supplementary information, and combining and individual fund financial statements and supporting schedules.



## **OKLAHOMA COUNTY, OKLAHOMA MANAGEMENT'S DISCUSSION AND ANALYSIS**

The basic financial statements comprise three components: 1) government-wide financial statements, 2) fund financial statements, and 3) notes to the financial statements. The financial statements provide both long-term and short-term information about the County's overall financial status. The financial statements also include notes that explain some of the information in the financial statements and provide more detailed data. The statements are followed by a section of other supplementary information that further explains and supports the information in the financial statements.

### **Government-wide Financial Statements**

The government-wide statements report information about the County as a whole using accounting methods similar to those used by private-sector companies. The accrual basis of accounting and the economic resource measurement focus is used. Under this basis of accounting and measurement focus all assets and liabilities, both financial and capital, and short and long-term, are reported. All revenues and expenses are reported during the year, regardless of when cash is received or paid. The statement of net assets includes all of the government's assets and liabilities. All of the current year's revenues and expenses are accounted for in the statement of activities.

The two government-wide statements report the County's net assets and how they have changed. Net assets, the difference between the County's assets and liabilities, is one way to measure the County's financial health, or financial position.

Increases or decreases in the County's net assets are an indicator of whether its financial health is improving or deteriorating, respectively. To assess the overall health of the County, nonfinancial factors should be considered such as changes in the County's property tax base and the condition of the County's roads and highways.

The government-wide statements of the County are divided into three categories:

- *Governmental activities* – Most of the County's basic services are included here, such as public safety, culture and recreation, roads and highways, and general government. Ad valorem taxes, charges for services, and state and federal grants finance most of these activities.
- *Business-type activities* – The County charges fees to customers to help it cover the costs of certain services it provides. The Oklahoma County Public Buildings Authority (OCPBA), a blended component unit, is reported as a business-type activity.
- *Discretely Presented Component Units* – The County includes the Oklahoma County Finance Authority in its report as a discretely presented component unit. Although legally separate, the component unit is important because it would be misleading or incomplete to exclude them from the County's financial report since the Board of County Commissioners exercises significant control over the entity.

### **Fund Financial Statements**

The fund financial statements provide more detailed information about the County's most significant funds, not the County as a whole. Funds are grouping of related accounts that the County uses to keep track of specific sources of funding and spending for particular purposes.

Some funds are required by state statutes, bond indentures, or other outside authorities. The Board establishes other funds to control and manage money for particular purposes or to show that it is properly using certain revenue sources for restricted purposes.

## OKLAHOMA COUNTY, OKLAHOMA MANAGEMENT'S DISCUSSION AND ANALYSIS

The County has three kinds of funds:

- *Governmental funds* – Most of the County's basic services are included in governmental funds, which focus on (1) cash and other current financial resources that can be readily converted to cash and used to pay obligations and (2) the balances left at year-end that are available for spending. Governmental funds use the modified accrual basis of accounting and the current financial resource measurement focus. Under this basis of accounting and measurement focus, revenues are recognized when cash is received during or soon after the end of the year; expenditures are recognized when goods or services have been received and payment is due during the year or soon thereafter. Consequently, the governmental funds statements provide a short-term view that helps you determine whether there are more or less financial resources that can be spent in the near future to finance the County's programs. Because the focus of governmental funds is narrower than that of the government-wide financial statements, it is useful to compare the information presented for *governmental funds* with similar information presented for *governmental activities* in the government-wide financial statements. Both the governmental fund balance sheet and the governmental fund statement of revenues, expenditures, and changes in fund balances provide a reconciliation to facilitate this comparison between *governmental funds* and *governmental activities*.
- *Proprietary funds* – Services for which the County charges customers a fee are generally reported in proprietary funds. Proprietary funds use the same basis of accounting and the same measurement focus as the government-wide statements. Proprietary funds provide both long and short-term financial information.
- *Fiduciary funds* – The County is the trustee, or fiduciary, for its employees' pension plan. It is also responsible for other assets that can only be used by the trust beneficiaries. The County is responsible for distributing the assets reported in these funds to the intended beneficiary. Fiduciary funds use the same basis of accounting and the same measurement focus as the government-wide statements. All of the County's fiduciary activities are reported in a separate statement of fiduciary net assets and a statement of changes in fiduciary net assets. These activities are excluded from the County's government-wide financial statements because the County cannot use these assets to finance its operations.

### **Notes to the financial statements**

The notes provide additional information that is essential to a full understanding of the data provided in the government-wide and fund financial statements.

### **Other information**

In addition to the basic financial statements and accompanying notes, this report also presents certain required supplementary information concerning the County's progress in funding its obligation to provide pension benefits through the Employees Defined Benefit Retirement System, and its Other Post Employment Benefits (OPEB) obligation as well as the General Fund Budget to Actual Comparison Schedule.

The combining and individual fund statements and schedules are presented immediately following the required supplementation information.

### **GOVERNMENT-WIDE FINANCIAL ANALYSIS OF THE COUNTY**

As noted earlier, net assets may serve over time as a useful indicator of a government's financial position. In the case of Oklahoma County, assets exceeded liabilities by \$55,970,078 at June 30, 2013. At the end of the current year, the County's net assets are reported as follows:

**OKLAHOMA COUNTY, OKLAHOMA  
MANAGEMENT'S DISCUSSION AND ANALYSIS**

**Oklahoma County's Net Position**

**June 30, 2013**

(dollars are in thousands)

	Governmental Activities		Business-type Activities		Totals	
	2013	2012	2013	2012	2013	2012
Total current and other assets	73,122	67,288	3,887	3,575	77,009	70,863
Capital assets, net	116,950	118,434	13,821	11,585	130,771	130,019
<b>Total Assets</b>	190,072	185,722	17,708	15,160	207,780	200,882
<b>Deferred outflows of resources</b>	-	-	1,049	-	1,049	-
Total current liabilities	24,286	23,828	1,293	1,364	25,579	25,192
Total noncurrent liabilities	115,345	108,373	11,935	11,994	127,280	120,367
Net position:						
Net investment in capital assets	105,359	100,057	1,775	(1,563)	107,134	98,494
Restricted	45,743	40,693	3,754	3,365	49,497	44,058
Unrestricted	(100,661)	(87,229)	-	-	(100,661)	(87,229)
<b>Total net position</b>	<u>\$ 50,441</u>	<u>\$ 53,521</u>	<u>\$ 5,529</u>	<u>\$ 1,802</u>	<u>\$ 55,970</u>	<u>\$ 55,323</u>

The largest portion of the County's net position \$107,134,064 reflects its investment in capital assets net of related debt (i.e. land, buildings, equipment, infrastructure). The county uses these assets to provide services to citizens; consequently, these assets are not available for future spending. Although the County's investment in its capital assets is reported net of related debt, it should be noted that the resources needed to repay this debt must be provided from other sources, since the capital assets themselves cannot be used to liquidate these liabilities.

Another portion of the County's net position \$49,497,376 represents resources that are subject to external restrictions on how they may be used. The remaining balance of negative unrestricted net position is a total of \$(100,661,362).

The amount of negative Unrestricted Net Position reported for governmental activities is primarily a result of the \$44,049,570 of outstanding bonds, whose proceeds were used to acquire a capital facility that was transferred to the federal government, in addition to the net OPEB obligation of \$64,374,541 that has no corresponding plan assets held in trust. In both of these cases, the County is obligated for long-term debt and obligations for which no corresponding asset is reported, thereby creating a negative amount reported for unrestricted net position. None of the restricted net position as reported above are restricted by enabling legislation, all restrictions are imposed by state statutes.

**OKLAHOMA COUNTY, OKLAHOMA  
MANAGEMENT'S DISCUSSION AND ANALYSIS**

The negative amount of unrestricted net assets is primarily the result of two long-term obligations incurred that have no corresponding assets: (1) the issuance of long-term bonds whose proceeds were used to acquire property and facilities that were transferred to the federal government for economic development purposes, and (2) long-term net obligations related to post-employment healthcare benefits for which no advance-funded plan assets have been set aside.

**Oklahoma County's Changes in Net Position  
Year Ended June 30, 2013  
(dollars in thousands)**

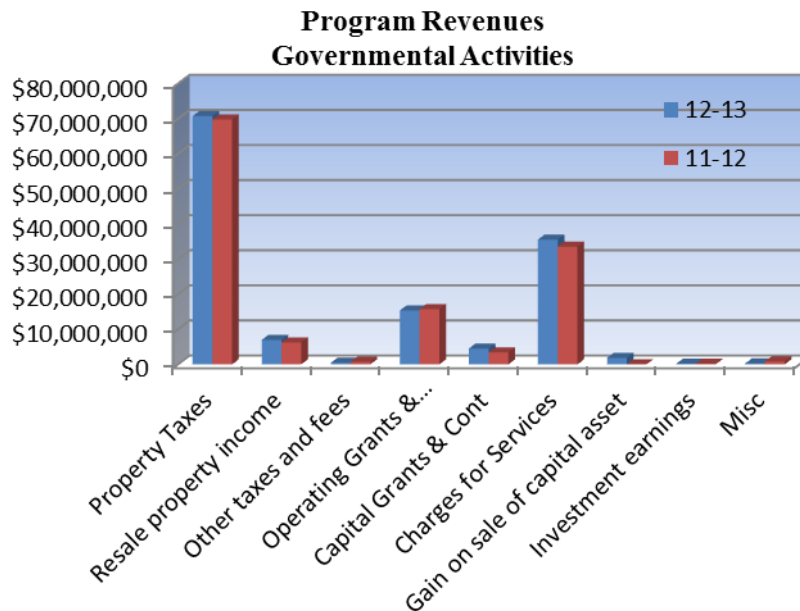
	Governmental Activities		Business-type Activities		Totals	
	2013	2012	2013	2012	2013	2012
Revenues:						
Program revenues:						
Charges for services	\$ 35,581	\$ 33,576	\$ 6,501	\$ 3,515	\$ 42,082	\$ 37,091
Operating grants and contributions	15,387	15,736			15,387	15,736
Capital grants and contributions	4,530	3,420			4,530	3,420
General revenues:					-	-
Property taxes	70,782	69,813			70,782	69,813
Other revenues	9,742	8,054	2	14	9,744	8,068
Total revenue	<u>136,022</u>	<u>130,599</u>	<u>6,503</u>	<u>3,529</u>	<u>142,525</u>	<u>134,128</u>
Expenses:						
General government	52,167	48,036			52,167	48,036
Public safety	67,463	65,014			67,463	65,014
Health and welfare	1,892	1,854			1,892	1,854
Culture and recreation	62	62			62	62
Education	426	499			426	499
Roads and highways	15,124	14,579			15,124	14,579
Economic development	-	26			-	26
Interest on long-term debt	2,383	2,781			2,383	2,781
Public Buildings Authority	-	-	2,261	2,978	2,261	2,978
Total expenses	<u>139,517</u>	<u>132,851</u>	<u>2,261</u>	<u>2,978</u>	<u>141,778</u>	<u>135,829</u>
Change in net assets before transfers	(3,595)	(2,252)	4,242	551	647	(1,701)
Net Transfers	<u>515</u>	<u>100</u>	<u>(515)</u>	<u>(100)</u>	<u>-</u>	<u>-</u>
Change in net assets	(3,080)	(2,152)	3,727	451	647	(1,701)
Net position - beginning	53,521	55,673	1,802	1,351	55,323	57,024
Net position - ending	<u>\$ 50,441</u>	<u>\$ 53,521</u>	<u>\$ 5,529</u>	<u>\$ 1,802</u>	<u>\$ 55,970</u>	<u>\$ 55,323</u>

**Governmental activities**

Net position for governmental activities decreased \$3.1 million (5.8%). The change in net assets resulted primarily from an increase of \$15.1 million for Net OPEB obligation. See footnote IV.D. for more information. This increase was offset by a \$6.0 million decrease in bonds payable as a result of the payment of principal on outstanding debt. Other significant items that resulted in a change in net assets are as follows:

**OKLAHOMA COUNTY, OKLAHOMA  
MANAGEMENT’S DISCUSSION AND ANALYSIS**

- Total revenues increased \$5.4 million, or 4.2%. The more significant increases were as follows:
  - Property taxes increased by approximately \$973 thousand, or 1.4%, as a result of a tax levy increase in General Fund of approximately \$1.3 million due to continued increases in assessed values offset by a decrease of \$313 thousand in tax levy for the Debt Service Fund. The Debt Service fund had a higher fund balance to meet bond and judgment payments requiring fewer taxes to meet those obligations..
  - Operating grants and contributions decreased by \$348 thousand, or 2.2% primarily as a result of a \$856 thousand decrease in federal and state grants received by the sheriff department reported in the public safety category. This decrease was offset by a \$250 thousand increase in the general government category as a result of the creation of the new Shine Program fund.
  - Capital grants and contributions increased by \$1.1 million, or 32.5% as a result of an increase of \$1 million in the Highway Cash fund revenue for city and state reimbursed road project and a \$1 million increase in the County Road and Bridge Fund revenue for road projects. This was offset by a \$1.1 million decrease in federal fund revenue in the County Bonds 2008 fund previously received for the Crutchko flood mitigation project.
  - Charges for services increased \$2 million, or 6.0%, as a result of an increase of \$509 thousand in Clerk recording fees, a \$118 thousand increase in revaluation revenue and an increase of \$1.3 million in state inmate boarding fees.
  - Oklahoma County sold a building and realized a gain on sale of capital asset in the amount of \$1.85 million.
  - Earnings on investment income decreased \$25 thousand, or 13% as a result of the declining interest rates on investments.



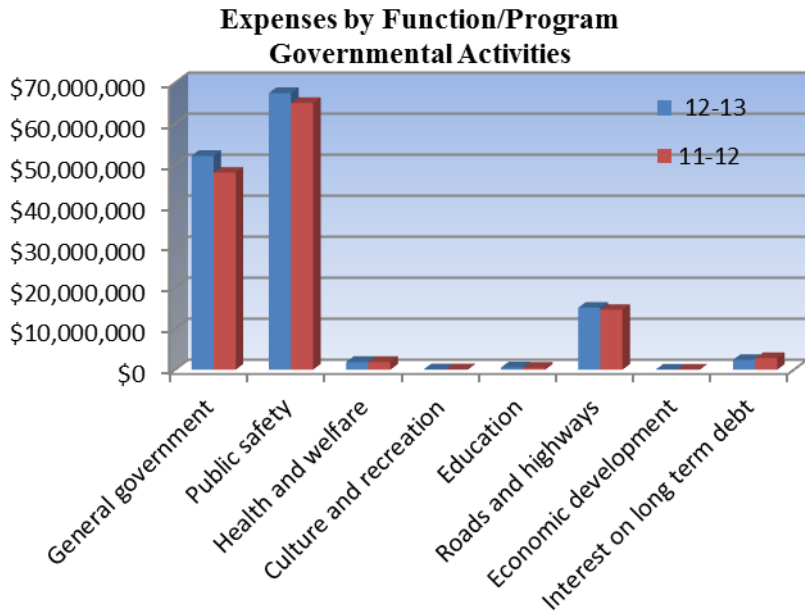
- The increase in revenues was offset with a \$6.8 million, or 5.1% increase in expenses. The more significant changes were as follows:
  - An increase of \$4.1 million, or 8.6%, is attributable to general government. During the fiscal year the counties total employee health care costs increased by \$1.1 million, or 5.5%, from \$18.6 million 11-12 to \$19.7 million in 12-13 along with a \$1 million increase in the employer share of the health premium cost. The general government expenses increased \$800 thousand as result of an increase in the



**OKLAHOMA COUNTY, OKLAHOMA  
MANAGEMENT’S DISCUSSION AND ANALYSIS**

amount of Resale Property funds issued to cities and schools. The general government expenses also increased \$726 thousand due to the allocation of Net OPEB expense attributable to general government personnel.

- An increase of \$2.5 million, or 3.8%, in public safety expenses is due to the \$1.3 million increase of the allocation of Net OPEB expense attributable to public safety personnel as well as a \$1.4 million increase in the Sheriff department expenditures due to an increase of \$764 thousand in inmate medical expenses, an \$378 thousand increase in inmate food expenses and an increase of \$411 thousand in employee salary and benefits.
- A decrease of \$399 thousand, or 14.3%, is attributable to interest on long term debt as a result of interest payments on the 2008 General Obligation Bond issue.



**Business-type activities**

Rental revenues increased during the eighth year of operation of the new garage, seeing an increase of \$77,857, or 2% from fiscal year 2012. Non-operating expenses (interest payments and amortization of deferred amount of refunding) decreased approximately \$707,414, which was partially offset with non-operating revenues of approximately \$11,641 from the earnings on unspent bond proceeds. These factors along with a total net income of \$1,334,607 and total capital contributions of \$2,907,396 resulted in a \$3,727,003 increase in net position at year-end.

**FINANCIAL ANALYSIS OF THE GOVERNMENT’S FUNDS**

**Governmental funds**

The focus of the County’s governmental funds is to provide information on near-term inflows, outflows, and balances of spendable resources. Such information is useful in assessing the County’s financing requirements. In particular, unreserved fund balance may serve as a useful measure of a government’s net resources available for spending at the end of the fiscal year.

As of the end of the current fiscal year, the County’s governmental funds reported combined ending fund balances of \$57,931,306, an increase of \$5.1 million, or 9.7%, in comparison with the prior year. The increase in fund balances was primarily the result of a \$6.1 million dollar

**OKLAHOMA COUNTY, OKLAHOMA  
MANAGEMENT’S DISCUSSION AND ANALYSIS**

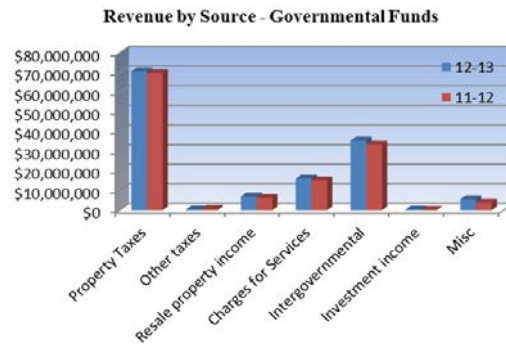
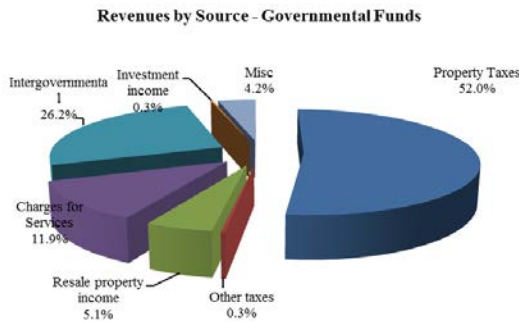
increase in intergovernmental and miscellaneous revenue category offset by a \$5.7 million decrease in capital outlay. Approximately 74.7% of the fund balance total for governmental funds, or \$43,295,149 is restricted, \$1,751,184 is committed, \$1,262,573 is assigned and \$1,338,155 is nonspendable. The remaining fund balance of \$10,186,020 or 19% constitutes unassigned fund balance that is available to meet the County’s current and future needs.

The general fund is the chief operating fund of the County. As a measure of the general fund’s liquidity, it may be useful to compare both unassigned fund balance of \$10,284,244 and total fund balance of \$12,021,059 to total fund expenditures. Unassigned fund balance represents 12.9% of the total general fund expenditures, while total fund balance represents 15.1% of that same amount.

For the fiscal years ended June 30, 2013 and 2012, revenues for the Governmental funds were distributed as follows:

**Governmental Funds – Revenues by Source**

Revenues by Source	FY 2013		FY 2012		Increase/(Decrease)	
	Amount	Percent of Total	Amount	Percent of Total	Amount	Percent
Property taxes	\$ 70,646,030	52.8%	69,894,502	53.9%	\$ 751,528	1.1%
Other taxes	459,293	0.3%	735,969	0.6%	(276,676)	-37.6%
Resale property income	6,989,032	5.2%	6,250,912	4.8%	738,120	11.8%
Charges for services	16,114,163	12.0%	15,308,759	11.8%	805,404	5.3%
Intergovernmental	35,505,187	26.5%	33,439,219	25.8%	2,065,967	6.2%
Investment income	347,466	0.3%	115,685	0.1%	231,781	200.4%
Miscellaneous	3,774,218	2.8%	3,867,324	3.0%	(93,106)	-2.4%
Total	\$ 133,835,389	100.0%	\$ 129,612,370	100.0%	\$ 4,223,019	3.3%



While revenues of the governmental funds increased by \$4,223,019, or 3.3%, the individual funds had more significant fluctuations as follows:

- General fund revenue increased \$1,474,149, or 1.9%. General fund property taxes increased by \$1.1 million, or 1.8%, as a result of increases in assessed property tax values. The charges for services increased \$324 thousand, or 3.8%, as a result of a \$502 thousand increase in real estate filings in the County Clerk’s office and a \$178 thousand decrease in employee/retiree health insurance premiums. Intergovernmental revenue increased by \$262 thousand or 3.0% primarily as a result of \$118 thousand increase from the Revaluation program, \$153 thousand increase from the state for juvenile detention services, and \$68 thousand increase from motor vehicle tax

## OKLAHOMA COUNTY, OKLAHOMA MANAGEMENT'S DISCUSSION AND ANALYSIS

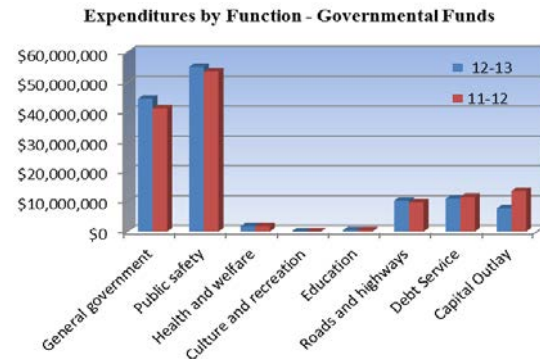
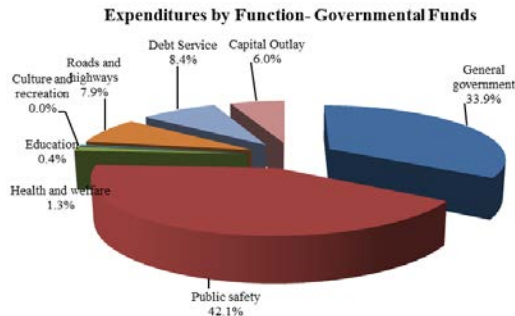
collections. The investment income revenue decreased by \$4 thousand, or 5.6%, as a result lower interest rates on investments.

- Highway cash fund revenue increased \$1,187,724, or 9%, primarily due to a \$912 thousand increase from city road project reimbursements and a \$218 thousand increase in state motor vehicle collections.
- The County Bonds 2008 fund revenue decreased \$608,242, or 93%, over the previous year. In the current fiscal year the county didn't receive any FEMA funds as compared to \$268 thousand in the previous fiscal year for the Crutcho flood plain control project.
- The Debt Service fund revenue decreased \$424,143, or 4% as a result of less taxes required to pay bond and judgment payments because of a higher fund balance at the beginning of the fiscal year.
- Other Governmental funds revenue increased \$1,855,411, or 9% as a result of the \$1.0 million revenue increase in the County Road and Bridge Fund compared to last fiscal year, a \$1.3 million dollar increase in state funds for inmate boarding fees in the Sheriff Special Revenue fund, along with an increase of \$251 thousand do to the creation of the new Shine Program fund.

For the fiscal years ended June 30, 2013 and 2012, expenditures for the Governmental funds were distributed as follows:

### Governmental Funds – Expenditures by Function

Expenditures by Function	FY 2013		FY 2012		Increase/(Decrease)	
	Amount	Percent of Total	Amount	Percent of Total	Amount	Percent
General government	\$ 44,497,408	33.9%	41,335,407	31.3%	\$ 3,162,001	7.6%
Public safety	55,205,047	42.1%	53,623,889	40.6%	1,581,158	2.9%
Health and welfare	1,708,935	1.3%	1,700,134	1.3%	8,801	0.5%
Culture and recreation	62,201	0.0%	62,149	0.0%	52	0.1%
Education	496,969	0.4%	470,654	0.4%	26,315	5.6%
Roads and Highways	10,408,226	7.9%	9,735,196	7.4%	673,030	6.9%
Debt service	11,015,428	8.4%	11,638,719	8.8%	(623,291)	-5.4%
Capital outlay	7,821,985	6.0%	13,592,283	10.3%	(5,770,298)	-42.5%
Total	\$ 131,216,199	100.0%	\$ 132,158,431	100.0%	\$ (942,232)	-0.7%



While expenditures of the governmental funds decreased by \$942,232, or .7%, the individual funds had more significant fluctuations as follows:

- The County General Fund expenditures increased \$2,983,915 or 3.9% as a result of an increase of \$1,005,720 in salaries and corresponding benefits. This was a combination

## **OKLAHOMA COUNTY, OKLAHOMA MANAGEMENT'S DISCUSSION AND ANALYSIS**

of the annualized salary increases from FY 11-12 and the across the board increases given in FY 12-13. There was also an \$811,157 or 4% increase in employer health premiums paid from previous year.

- The County Bond fund expenditures decreased \$4,048,985 or 88% as a result of reaching the final phases of the bond projects.
- The Debt Service fund expenditures decreased \$346,725, or 3% as a result of a decrease in bond interest payments on the general obligation bonds issued in 2008.
- Resale fund expenditures increased \$1,004,411, or 23%, due to an increase of \$800 thousand of surplus funds apportioned to cities and schools according to state statute.

### **Proprietary funds**

The County's proprietary fund provides the same type of information found in the government-wide financial statements, but in more detail. Factors concerning the finances of this fund have already been addressed in the discussion of business-type activities.

### **GENERAL FUND BUDGETARY HIGHLIGHTS**

The 2012-2013 Budget was adopted under the Budget Board method in accordance with state statutes, which state that the County adopts and publishes an initial budget before June 30<sup>th</sup> of each fiscal year, disclosing that the plan is an estimate and cannot be finalized until the ad valorem levies for the general fund and debt service fund are presented for approval in September. Estimates of beginning unreserved fund balance, and other operating revenues are also adjusted and supplemental appropriations are made in September based on the revised figures. With conservative revenue projections, collections exceeded the budgeted revenues, enabling additional budget amendments later in the year.

The total 2012-2013 General Fund adopted budget was \$71,701,408 and we finished the year with a total budget of \$73,242,855 for a total departmental increase of \$1,541,447. Transfers out to other funds totaling \$5,385,500 were also budgeted. The changes in the budget were appropriated when the final ad valorem values were certified in September. The more significant changes went to the following departments/funds:

- The Sheriff's department was appropriated an additional \$916,582. \$303,564 was budgeted for the annualized salary increase approved in FY 11-12 and \$275,261 was for a 2% salary increase for employees for 6 month period. An additional \$186,580 was added for the increase in the medical inmate contract, \$136,000 was budgeted to purchase new mattresses in the jail facility and \$65,000 was appropriated for jail elevator repair.
- A 2% across the board salary increase was given to all employees and a total of \$554,861 was transferred from General Fund Reserve to all General Fund departments to cover the cost of the salary increases and corresponding benefits increase.
- A total of \$75,025 was transferred from General Fund Reserve to all departments under the Board of County Commissioners to fund salary and performance increases from April to June 2013.
- Transferred an additional \$1,435,000 from General Fund Reserve to Employee Benefits Fund to cover the increased costs of employee medical and prescription costs.

The County adopts a balanced budget, including unassigned fund balance in the sources as required by state statute. Since the actual revenues and expenditures for the General Fund compare favorably with the General Fund budget for revenues and expenditures, there is a positive ending fund balance.

## **OKLAHOMA COUNTY, OKLAHOMA MANAGEMENT'S DISCUSSION AND ANALYSIS**

Actual expenditures were \$2,866,595 under budget while revenue collections were approximately \$4,208,950 higher than budget. Ad valorem tax collections (current and prior) of \$3,207,024 account for the majority of the revenue variance.

### **CAPITAL ASSET AND DEBT ADMINISTRATION**

#### **Capital Assets**

At June 30, 2013, the County's investment in capital assets for its governmental activities amounts to \$116,997,095 (net of accumulated depreciation) and \$13,821,146 (net of accumulated depreciation) for its business-type activities. The County owns various buildings in which county business is conducted. The buildings and building improvements are recorded at a net book value of \$39.0 million at June 30, 2013, comprising the largest class of assets.

Major capital asset events during the current fiscal year included the following:

- Construction in progress of the Crutchto Flood Control Plain project to mitigate flooding conditions and related damage in east central Oklahoma County and the Crutchto Creek flood plain and floodway and surrounding area, which facilitate the construction of infrastructure improvements in those areas through the acquisition of certain real property and/or the provision of safe and adequate roads, bridges and drainage facilities in those areas. The total cost to date is \$5,790,469 and the project is funded with general obligation bond proceeds in the County Bond 2008 Fund.
- Construction in progress of the Deer Creek Flood Control Plain project to mitigate flooding conditions and related damage in east central Oklahoma County and the Deer Creek flood plain and floodway and surrounding area, which facilitate the construction of infrastructure improvements in those areas through the acquisition of certain real property and/or the provision of safe and adequate roads, bridges and drainage facilities in those areas. The total cost to date is \$710,446 and the project is funded with general obligation bond proceeds in the County Bond 2008 Fund.
- Construction in progress of improvements to the county courthouse and annex building and infrastructure replacement including HVAC, plumbing and fire suppression system at the county courthouse at a total cost of \$10,988,549 to date. The project is funded with general obligation bond proceeds in the County Bond 2008 Fund.
- Construction of and improvements to approximately 27 miles of county roads and bridges at a total cost of approximately \$4.0 million dollars.

For additional information on the county's capital assets, see Note III.C.

#### **Long-term debt**

At the end of the current fiscal year, the County had a total outstanding debt of \$76,528,153. This is comprised of \$54,560,000 in general obligation bonds, \$14,175,571 in capital lease obligations, \$2,545,215 in judgments and \$5,247,367 in compensated absences. The County's total debt decreased \$9,369,700, or -10.9% due to long-term debt payments made during the fiscal year.



**OKLAHOMA COUNTY, OKLAHOMA  
MANAGEMENT'S DISCUSSION AND ANALYSIS**

	Governmental Activities		Business-type activities		Total	
	2013	2012	2013	2012	2013	2012
General obligation bonds	\$ 54,560,000	\$ 60,535,000	\$ -	\$ -	\$ 54,560,000	\$ 60,535,000
Capital lease obligations	1,080,571	1,831,435	13,095,000	14,250,000	14,175,571	16,081,435
Judgments	2,545,215	4,260,097	-	-	2,545,215	4,260,097
Compensated absences	5,247,367	5,021,321	-	-	5,247,367	5,021,321
Total	<u>\$ 63,433,153</u>	<u>\$ 71,647,853</u>	<u>\$ 13,095,000</u>	<u>\$ 14,250,000</u>	<u>\$ 76,528,153</u>	<u>\$ 85,897,853</u>

State law limits the amount of general obligation debt the County can issue to 5% of the assessed value of all taxable property within the County's limits. Our outstanding debt less the amount available in the Debt Service Fund is \$48,021,959 leaving a legal debt margin of \$251,861,538. For additional information on the county's debt activity, see note III.F.

**ECONOMIC FACTORS AND NEXT YEAR'S BUDGET**

The total assessed valuation of property in Oklahoma County increased approximately 3.8% in 2013.

The County's primary general fund revenue source is property taxes with its second largest single source being county clerk fees on documents filed in the Office of the County Clerk. Together they account for approximately 87% of the total general fund revenue collected in 12-13 and both sources are directly affected from the real estate economy. The continued state of the national housing crisis had minimal impact in Oklahoma County as assessed values continued to increase, and the number of real estate filings rose during the year. The county general fund realized a \$879 thousand gain for a 21.3% increase in real estate filing fees during the year which is a clear sign of an improving housing market.

On the expense side of the finances, the economy is continuing to see health care costs rise to record levels. With over 1,600 employees, and 55% of the general fund budget allocated to salaries and wages (excluding benefits which represents another 21%), the impact is significant to the County. As a result of rising costs in healthcare, Oklahoma County saw the total cost of its employee self-insured employee health benefits program increase from \$18.7 million in fiscal year 11-12 to \$19.7 million in fiscal year 12-13. That is a total increase of \$1 million, or 5.5%. The County increased the annual dental maximum benefit per person as part of the health care plan and implemented the first year of health risk assessments for each employee covered under the health plan.

The County is estimating an industry standard increase of 7.5% in medical claims cost for the upcoming fiscal year. The County purchased an aggregate stop loss policy for its employee medical benefits plan as a safety net for the self-insured plan. County employees have also felt the burden as employee premiums increased again for the 2014 calendar year based on actuary projections. The rise in industry health care costs continue to impact operating costs of the jail to retain medical services for prisoners detained at the county jail and these costs are anticipated to continue to rise again in the coming year based on industry projections.

The County's General Fund adopted budget for FY 2013-14 is \$78,223,983 which is \$404,372 lower than the FY 2012-13 final budget. A decrease of \$470 thousand in budgeted property tax revenue, a \$51 thousand increase in motor vehicle tax and stamps, and a \$402 thousand increase in County Clerk fees account for the major changes in projected revenue and make up 91% of the overall General Fund budgeted revenue. The General fund estimated beginning fund balance for

**OKLAHOMA COUNTY, OKLAHOMA  
MANAGEMENT'S DISCUSSION AND ANALYSIS**

13-14 was \$334 thousand less than the fund balance in 12-13 along with the increase in revenue resulted in a net \$404 thousand less funds available to budget in FY 13-14 for a slight .% decrease. The budget was balanced by budgeting most departments at the 12-13 budget level, lowering the transfers to Workers Compensation Fund and then annualizing the 2% salary increases and the BOCC department performance increases approved in FY 12-13. During the supplemental budget process in September 2013 an additional \$2,901,374 was budgeted to General Fund after certification of assessed property taxes and updating the estimated revenues and fund balance based on June 30 actuals. An additional \$75,025 was allocated to BOCC departments for the raises approved in FY 12-13 and \$65,000 added to the Social Services budget for the anticipated increased costs of the County Pharmacy. The remaining \$4,123,662 was put in a reserve cost center to address shortfalls that may occur during the budget year.

**REQUESTING THE COUNTY'S FINANCIAL INFORMATION**

This financial report is designed to provide citizens, taxpayers, bondholders and other interested parties with a general overview of the County's finances and to demonstrate the County's accountability for the money it receives. Complete financial statements of the individual blended and discretely presented component units can be requested from the Oklahoma County Clerk's office. If you have questions about this report or need additional financial information, contact the County Clerk's Finance Division at 320 Robert S. Kerr, Room 203 Oklahoma City, OK 73102-3430.

*Basic  
Financial  
Statements*



**OKLAHOMA COUNTY, OKLAHOMA**  
**STATEMENT OF NET POSITION**  
**JUNE 30, 2013**

	<b>Primary Government</b>			<b>Component Unit</b>
	<b>Governmental Activities</b>	<b>Business-type Activities</b>	<b>Total</b>	
<b>ASSETS</b>				
Current assets:				
Cash and cash equivalents	\$ 49,369,394	\$3,851,398	\$ 53,220,792	\$ 1,805,492
Investments	5,385,270	-	5,385,270	1,716,947
Property taxes receivable, net	5,622,547	-	5,622,547	-
Other taxes receivable	1,314,564	-	1,314,564	-
Interest receivable	6,456	-	6,456	3,810
Accounts receivable	509,586	35,890	545,476	105,913
Intergovernmental receivables	5,522,060	-	5,522,060	-
Accrued annual fees	-	-	-	96,320
Inventories	1,338,155	-	1,338,155	-
Total current assets	<u>69,068,032</u>	<u>3,887,288</u>	<u>72,955,320</u>	<u>3,728,482</u>
Noncurrent assets:				
Capital assets not being depreciated	45,053,108	2,704,332	47,757,440	-
Capital assets, net of accumulated depreciation	71,896,487	11,116,814	83,013,301	-
Net pension asset	4,053,429	-	4,053,429	-
Total noncurrent assets	<u>121,003,024</u>	<u>13,821,146</u>	<u>134,824,170</u>	<u>-</u>
<b>Total Assets</b>	<u><u>\$ 190,071,056</u></u>	<u><u>\$ 17,708,434</u></u>	<u><u>\$ 207,779,490</u></u>	<u><u>\$ 3,728,482</u></u>
<b>DEFERRED OUTFLOWS OF RESOURCES</b>				
Deferred amount on lease refinancing	-	\$ 1,049,323	\$ 1,049,323	-
<b>LIABILITIES</b>				
Current liabilities:				
Accounts payable and other current liabilities	\$ 4,294,909	\$ 61,409	\$ 4,356,318	\$ 3,487
Accrued interest payable	853,975	-	853,975	-
Compensated absences, current	4,363,936	-	4,363,936	-
Capital lease obligations, current	481,111	1,160,000	1,641,111	-
Judgments payable, current	1,999,549	-	1,999,549	-
Claims liability, current	6,338,000	-	6,338,000	-
Bonds payable, current	5,955,000	-	5,955,000	-
Accrued interest payable	-	34,919	34,919	-
Unearned revenue	-	36,902	36,902	-
Total current liabilities	<u>24,286,479</u>	<u>1,293,230</u>	<u>25,579,709</u>	<u>3,487</u>
Noncurrent liabilities:				
Compensated absences	883,431	-	883,431	-
Capital lease obligations	599,459	11,935,000	12,534,459	-
Judgments payable	545,667	-	545,667	-
Net OPEB obligation	64,374,541	-	64,374,541	-
Bonds payable-net	48,940,928	-	48,940,928	-
Total noncurrent liabilities	<u>115,344,026</u>	<u>11,935,000</u>	<u>127,279,026</u>	<u>-</u>
<b>Total Liabilities</b>	<u><u>\$ 139,630,505</u></u>	<u><u>\$ 13,228,230</u></u>	<u><u>\$ 152,858,735</u></u>	<u><u>\$ 3,487</u></u>
<b>NET POSITION</b>				
Net investment in capital assets	105,358,595	1,775,469	107,134,064	-
Restricted for:				
General government				
Resale property	7,109,442	-	7,109,442	-
Records preservation	620,020	-	620,020	-
Public safety	5,911,553	-	5,911,553	-
Roads and highways	15,554,691	-	15,554,691	-
Capital improvements	9,116,411	-	9,116,411	-
Debt service	6,538,041	3,754,058	10,292,099	-
Other purposes	893,160	-	893,160	-
Unrestricted	(100,661,362)	-	(100,661,362)	3,724,995
<b>Total net position</b>	<u><u>\$ 50,440,551</u></u>	<u><u>\$ 5,529,527</u></u>	<u><u>\$ 55,970,078</u></u>	<u><u>\$ 3,724,995</u></u>
<b>Total liabilities and net position</b>	<u><u>\$ 190,071,056</u></u>	<u><u>\$ 17,708,434</u></u>	<u><u>\$ 207,779,490</u></u>	<u><u>\$ 3,728,482</u></u>

The notes to the financial statements are an integral part of this statement.

**OKLAHOMA COUNTY, OKLAHOMA  
STATEMENT OF ACTIVITIES  
FOR THE YEAR ENDED JUNE 30, 2013**

Functions/Programs	Program Revenues				Net (Expense) Revenue and Changes in Net Assets			Component Unit	
	Expenses	Indirect Expense Allocation	Charges for Services	Operating Grants and Contributions	Capital Grants and Contributions	Primary Government			Total
						Governmental Activities	Business-type Activities		
<b>Primary government:</b>									
Governmental activities:									
General government	\$ 52,166,556	\$ (7,052,532)	\$ 16,368,890	\$ 1,363,519	\$ 43,000	\$ (27,338,615)	\$ -	\$ (27,338,615)	
Public safety	67,463,248	5,998,801	19,153,074	1,851,473	-	(52,457,502)	-	(52,457,502)	
Health and welfare	1,892,392	110,203	57,021	-	-	(1,945,574)	-	(1,945,574)	
Culture and recreation	62,201	-	-	-	-	(62,201)	-	(62,201)	
Education	525,380	-	-	-	-	(525,380)	-	(525,380)	
Roads and highways	15,124,244	943,528	-	12,172,424	4,258,313	362,965	-	362,965	
Economic development	-	-	1,565	-	228,650	230,215	-	230,215	
Interest on long term debt	2,382,629	-	-	-	-	(2,382,629)	-	(2,382,629)	
Total governmental activities	139,616,651	-	35,580,550	15,387,416	4,529,963	(\$84,118,722)	-	(84,118,722)	
<b>Business type activities:</b>									
Public Buildings Authority	2,260,912	-	\$ 3,593,103	-	2,907,396	-	4,239,587	4,239,587	
Total primary government	\$ 141,877,563	\$ -	\$ 39,173,653	\$ 15,387,416	\$ 7,437,359	\$ (84,118,722)	\$ 4,239,587	\$ (79,879,136)	
<b>Component unit:</b>									
Finance Authority	\$ 216,914	\$ -	\$ 246,480	\$ -	\$ -	\$ -	\$ -	\$ 29,566	
<b>General revenues:</b>									
Property taxes (net of estimated uncollectibles of \$355,688)						70,781,841	-	70,781,841	
Resale property income						6,989,032	-	6,989,032	
Other taxes and fees						459,293	-	459,293	
Unrestricted investment earnings						171,170	2,416	173,586	
Gain on sale of capital assets						1,852,500	-	1,852,500	
Miscellaneous						269,699	-	269,699	
Transfers-in (out)						515,000	(515,000)	-	
Total general revenues and transfers						81,038,535	(512,584)	80,525,951	
Change in net position						(3,080,187)	3,727,003	646,816	
Net position - beginning						53,520,738	1,802,524	55,323,262	
Net position - ending						\$ 50,440,551	\$ 5,529,527	\$ 55,970,078	
								\$ 3,724,995	



**OKLAHOMA COUNTY, OKLAHOMA  
BALANCE SHEET  
GOVERNMENTAL FUNDS  
JUNE 30, 2013**

	<u>General</u>	<u>Highway Cash</u>	<u>Resale Property</u>	<u>County Bonds 2008</u>	<u>Debt Service Fund</u>	<u>Other Governmental Funds</u>	<u>Total Governmental Funds</u>
<b>ASSETS</b>							
Cash and cash equivalents	\$ 10,744,827	\$ 8,203,904	\$ 5,409,237	\$ 2,488,262	\$ 5,783,423	\$ 16,739,741	\$ 49,369,394
Investments	1,172,058	894,891	590,046	271,422	630,862	1,825,991	5,385,270
Property taxes receivable (net)	4,755,001	-	-	-	867,546	-	5,622,547
Other taxes receivable	147,094	-	1,144,166	-	23,304	-	1,314,564
Interest receivable	5,806	51	-	99	266	234	6,456
Accounts receivable	156,841	-	-	-	-	352,745	509,586
Intergovernmental receivable	518,099	2,163,573	-	1,881,398	-	958,990	5,522,060
Inventory	259,950	772,077	-	-	-	306,128	1,338,155
Total assets	<u>\$ 17,759,676</u>	<u>\$ 12,034,496</u>	<u>\$ 7,143,449</u>	<u>\$ 4,641,181</u>	<u>\$ 7,305,401</u>	<u>\$ 20,183,829</u>	<u>\$ 69,068,032</u>
<b>LIABILITIES</b>							
Accounts payable	\$ 1,556,524	\$ 963,253	\$ 34,007	\$ 100,000	\$ -	\$ 1,641,125	\$ 4,294,909
Benefits and claims payable	32,229	-	-	-	-	-	32,229
Total liabilities	<u>1,588,753</u>	<u>963,253</u>	<u>34,007</u>	<u>100,000</u>	<u>-</u>	<u>1,641,125</u>	<u>4,327,138</u>
<b>DEFERRED INFLOWS OF RESOURCES</b>							
Unavailable revenue-Property Taxes	4,149,864	-	-	-	767,360	-	4,917,224
Unavailable revenue-Intergovernmental	-	-	-	1,881,398	-	10,966	1,892,364
Total deferred inflows of resources	<u>4,149,864</u>	<u>-</u>	<u>-</u>	<u>1,881,398</u>	<u>767,360</u>	<u>10,966</u>	<u>6,809,588</u>
<b>FUND BALANCES</b>							
Nonspendable	\$ 259,950	\$ 772,077	\$ -	\$ -	\$ -	\$ 306,128	\$ 1,338,155
Restricted	-	10,299,166	7,109,442	2,075,623	6,538,041	17,272,877	43,295,149
Committed	1,167,025	-	-	584,160	-	-	1,751,184
Assigned	309,840	-	-	-	-	952,733	1,262,573
Unassigned	10,284,244	-	-	-	-	-	10,284,244
Total fund balances (See note III.G.)	<u>12,021,059</u>	<u>11,071,243</u>	<u>7,109,442</u>	<u>2,659,783</u>	<u>6,538,041</u>	<u>18,531,738</u>	<u>57,931,306</u>
Total liabilities, deferred inflows of resources, and fund balances	<u>\$ 17,759,676</u>	<u>\$ 12,034,496</u>	<u>\$ 7,143,449</u>	<u>\$ 4,641,181</u>	<u>\$ 7,305,401</u>	<u>\$ 20,183,829</u>	<u>\$ 69,068,032</u>
Total fund balance - governmental funds							\$ 57,931,306
Amounts reported for governmental activities in the statement of net assets are different because:							
Capital assets used in governmental activities are not financial resources and, therefore, are not reported in the funds.							116,949,595
Other assets are not available to pay for current-period expenditures and, therefore, are deferred in the governmental funds, but not deferred in the statement of net assets.							6,809,588
The Oklahoma County Defined Benefit Retirement Plan has been funded in excess of Annual Required Contributions, creating a negative net pension obligation, (net pension asset). This asset is not a current available financial resource and is not reported in the funds.							4,053,429
Long-term liabilities are not due and payable in the current period and therefore, are not reported in the funds.							
This includes bonds payable, net of unamortized premiums (\$54,895,928), leases payable (\$1,080,570), judgments payable (\$2,545,215), compensated absences (\$5,247,367), accrued interest payable (\$853,975), claims liability (\$6,338,000 less \$32,229 reported at fund level = \$6,305,771) and Net OPEB obligation (\$64,374,541).							(135,303,367)
Net assets of governmental activities							<u>\$ 50,440,551</u>

The notes to the financial statements are an integral part of this statement.

**OKLAHOMA COUNTY, OKLAHOMA**  
**STATEMENT OF REVENUES, EXPENDITURES, AND CHANGES IN FUND BALANCES**  
**GOVERNMENTAL FUNDS**  
**FOR THE YEAR ENDED JUNE 30, 2013**

	General	Highway Cash	Resale Property	County Bonds 2008	Debt Service Fund	Other Governmental Funds	Total Governmental Funds
<b>REVENUES</b>							
Property taxes	\$ 60,762,293	\$ -	\$ -	\$ -	\$ 9,883,737	\$ -	\$ 70,646,030
Other taxes	429,466	-	-	-	29,827	-	459,293
Resale property income	-	-	6,989,032	-	-	-	6,989,032
Charges for services	8,795,185	-	-	-	-	7,318,978	16,114,163
Intergovernmental revenues	8,991,590	12,209,652	-	-	-	14,303,945	35,505,187
Investment income	70,409	9,025	-	2,780	4,394	260,858	347,466
Miscellaneous revenue	539,042	2,349,681	-	44,309	-	841,187	3,774,218
Total revenues	<u>79,587,985</u>	<u>14,568,357</u>	<u>6,989,032</u>	<u>47,089</u>	<u>9,917,958</u>	<u>22,724,968</u>	<u>133,835,389</u>
<b>EXPENDITURES</b>							
Current:							
General government	36,130,038	-	5,211,459	200,000	-	2,955,911	44,497,408
Public safety	38,706,905	-	-	-	-	16,498,142	55,205,047
Health and welfare	1,708,935	-	-	-	-	-	1,708,935
Culture and recreation	62,201	-	-	-	-	-	62,201
Education	496,969	-	-	-	-	-	496,969
Roads and highways	1,149,550	8,988,179	-	-	-	270,497	10,408,226
Debt service:							
Principal	449,983	50,865	-	-	8,053,796	-	8,554,643
Interest	34,915	2,193	-	-	2,423,676	-	2,460,784
Capital outlay	937,093	4,229,490	75,965	358,911	-	2,220,526	7,821,985
Total expenditures	<u>79,676,589</u>	<u>13,270,728</u>	<u>5,287,424</u>	<u>558,911</u>	<u>10,477,472</u>	<u>21,945,076</u>	<u>131,216,199</u>
Excess (deficiency) of revenues over (under) expenditures	<u>(88,604)</u>	<u>1,297,629</u>	<u>1,701,608</u>	<u>(511,822)</u>	<u>(559,514)</u>	<u>779,892</u>	<u>2,619,190</u>
<b>OTHER FINANCING SOURCES (USES)</b>							
Transfers from other funds	1,300,000	-	-	-	-	829,866	2,129,866
Transfers to other funds	(71,500)	(32,008)	(1,300,000)	-	-	(211,358)	(1,614,866)
Sale of capital assets	-	106,424	-	-	-	1,900,000	2,006,424
Total other financing sources (uses)	<u>1,228,500</u>	<u>74,416</u>	<u>(1,300,000)</u>	<u>-</u>	<u>-</u>	<u>2,518,508</u>	<u>2,521,424</u>
Net change in fund balances	1,139,896	1,372,045	401,608	(511,822)	(559,514)	3,298,400	5,140,613
Fund balances-beginning	10,881,163	9,699,198	6,707,834	3,171,605	7,097,555	15,233,338	52,790,693
Fund balances - ending	<u>\$ 12,021,059</u>	<u>\$ 11,071,243</u>	<u>\$ 7,109,442</u>	<u>\$ 2,659,783</u>	<u>\$ 6,538,041</u>	<u>\$ 18,531,738</u>	<u>\$ 57,931,306</u>

The notes to the financial statements are an integral part of this statement.

**OKLAHOMA COUNTY, OKLAHOMA  
RECONCILIATION OF THE STATEMENT OF REVENUES  
EXPENDITURES AND CHANGES IN FUND BALANCES OF GOVERNMENTAL FUNDS  
TO THE STATEMENT OF ACTIVITIES  
FOR THE YEAR ENDED JUNE 30, 2013**

Net change in fund balances-total governmental funds	\$	5,140,613
Amounts reported for governmental activities in the statement of activities are different because:		
Governmental funds report capital outlays as expenditures. However, in the statement of activities the cost of those assets is allocated over their estimated useful lives and reported as depreciation expense. This is the amount by which capital outlays, that were added to capital assets (\$6,101,889) exceeded depreciation (\$7,396,033) in the current period.		(1,294,144)
In the statement of activities, the loss on disposal of assets is reported, whereas in the governmental funds, the proceeds from the sale increase financial resources. The change in net assets differs from the cost of the assets sold, net of accumulated depreciation versus the proceeds from asset sales.		(190,841)
Revenues in the statement of activities that do not provide current financial resources are not reported as revenues in the funds. These include an increase in deferred property taxes of \$135,811 and an increase in intergovernmental receivables of \$197,766.		333,577
The issuance of long-term debt (e.g. bonds, leases ) provides current financial resources to governmental funds, while the repayment of the principal of long-term debt consumes the current financial resources of governmental funds. Neither transaction, however, has any effect on net assets. Also, governmental funds report the effect of issuance costs and similar items when debt is first issued, whereas these amounts are deferred and amortized in the statement of activities. This amount is the net effect of these differences in the treatment of long-term debt. (Principal for retirement on bonds payable of \$5,899,161 and a net decrease in capital lease obligations payable of \$750,865).		6,650,026
Contributions to certain pension plans use current financial resources (\$1,126,635) from governmental funds to fund the Annual Pension Cost (740,754), increasing the net pension asset in the statement of net assets.		289,345
Some expenses reported in the statement of activities do not require the use of current financial resources and, therefore, are not reported as expenditures in governmental funds. These include the net decrease in judgments payable (\$1,714,882), an increase in compensated absences (\$226,046), an increase in claims liability (\$451,676) a decrease in accrued interest payable (\$78,155) and an increase in the Net OPEB obligation (\$15,124,077).		<u>(14,008,762)</u>
Change in net assets of governmental activities	\$	<u>(3,080,187)</u>

The notes to the financial statements are an integral part of this statement.

**OKLAHOMA COUNTY, OKLAHOMA**  
**STATEMENT OF NET POSITION**  
**PROPRIETARY FUND**  
**JUNE 30, 2013**

	<b>Public Buildings Authority</b>
<b>ASSETS</b>	
Current assets:	
Restricted assets:	
Cash and cash equivalents	\$3,851,398
Accounts receivable	35,890
Total current assets	3,887,288
Capital assets:	
Land	2,275,936
Construction in progress	428,396
Buildings and improvements	20,124,371
Equipment	131,866
Less accumulated depreciation	(9,139,422)
Total capital assets (net of accumulated depreciation)	13,821,146
Total noncurrent assets	13,821,146
Total assets	\$ 17,708,434
 <b>DEFERRED OUTFLOWS OF RESOURCES</b>	
Deferred amount on lease refinancing	\$ 1,049,323
 <b>LIABILITIES</b>	
Current liabilities payable from :	
restricted assets:	
Capital lease obligations-current	\$1,160,000
Accounts payable	61,409
Accrued interest payable	34,919
Unearned revenue	36,902
Total current liabilities	1,293,230
Noncurrent liabilities:	
Capital lease obligations	11,935,000
Total noncurrent liabilities	11,935,000
Total liabilities	13,228,230
 <b>NET POSITION</b>	
Net investment in capital assets	1,775,469
Restricted for debt service	3,754,058
Total net position	\$ 5,529,527

The notes to the financial statements are an integral part of this statement.

**OKLAHOMA COUNTY, OKLAHOMA**  
**STATEMENT OF REVENUES, EXPENSES, AND CHANGES IN FUND NET POSITION**  
**PROPRIETARY FUND**  
**FOR THE YEAR ENDED JUNE 30, 2013**

	<b>Public Buildings Authority</b>
Operating revenues:	
Rental	\$ 3,593,103
Total operating revenues	\$ 3,593,103
Operating expenses:	
Costs of sales and services	776,122
Administration	248,889
Depreciation	723,777
Total operating expenses	1,748,788
Operating income	1,844,315
Nonoperating revenues (expenses):	
Investment income	2,416
Interest expense	(499,077)
Trustee and other expenses	(13,047)
Total nonoperating revenue (expenses)	(509,708)
Income before contributions and transfers	1,334,607
Capital contributions-TIF Reimbursements	357,396
Capital contributions-Donated building	2,550,000
Transfer to County Capital Regular Fund	(515,000)
Change in net assets	3,727,003
Beginning net position	1,802,524
Total net position-ending	\$ 5,529,527

The notes to the financial statements are an integral part of this statement.



**OKLAHOMA COUNTY, OKLAHOMA  
STATEMENT OF CASH FLOWS  
PROPRIETARY FUND  
FOR THE YEAR ENDED JUNE 30, 2013**

	<b>Public Buildings Authority</b>
<b>CASH FLOWS FROM OPERATING ACTIVITIES</b>	
Receipts from customers and users	\$ 3,638,328
Payments to suppliers	(770,363)
Payments to employees	(248,889)
Net cash provided by operating activities	2,619,076
<b>CASH FLOWS FROM CAPITAL FINANCING ACTIVITIES</b>	
Trustee fees on capital debt	(3,838)
Arbitrage rebate service	(4,950)
Principal paid on capital debt	(1,155,000)
Interest paid on capital debt	(427,115)
Proceeds from refunding debt	(4,259)
Capital contributions-TIF Reimbursements	357,396
Payment for capital assets	(409,608)
Net cash provided (used) by capital financing activities	(1,647,374)
<b>CASH FLOWS FROM NONCAPITAL FINANCING ACTIVITIES</b>	
Transfer to governmental funds	(615,000)
Net cash provided (used) by non-capital financing activities	(615,000)
<b>CASH FLOWS FROM INVESTING ACTIVITIES</b>	
Interest earnings received	2,416
Net cash provided by investing activities	2,416
Net increase (decrease) in cash and cash equivalents	359,118
Beginning cash and cash equivalents	\$ 3,492,280
Ending cash and cash equivalents	\$ 3,851,398
<b>Reconciliation of operating income to net cash provided (used) by operating activities:</b>	
Operating Income	1,844,315
Adjustments to reconcile operating income to net cash provided (used) by operating activities:	
Depreciation expense	723,777
(Increase) decrease in accounts receivable	46,497
Increase (decrease) in payables	5,759
Increase (decrease) in unearned revenue	(1,272)
Total adjustments	774,762
Net cash provided by operating activities	\$ 2,619,076
Non-cash capital financing activity:	
Capital contributions-donated building	\$ 2,550,000

The notes to the financial statements are an integral part of this statement.

**OKLAHOMA COUNTY, OKLAHOMA**  
**STATEMENT OF FIDUCIARY NET POSITION**  
**JUNE 30, 2013**

	Pension Trust Funds	Agency Funds
	<u>          </u>	<u>          </u>
<b>ASSETS</b>		
Cash and cash equivalents	\$ 5,730,299	\$ 25,434,581
Property taxes receivable, net	-	36,870,023
Interest receivable	13,496	-
Accounts receivable	-	-
Contributions receivable	-	1,374,269
Investments, at fair value		
U.S. Government securities	-	-
Certificate of deposits	475,000	2,769,944
Judgments	2,545,215	-
Mutual funds	79,600,369	-
Loans to participants	8,181,906	-
Total investments	<u>90,802,490</u>	<u>2,769,944</u>
Total assets	<u>\$ 96,546,285</u>	<u>\$ 66,448,817</u>
<b>LIABILITIES</b>		
Due to Other Taxing Jurisdictions	\$ -	\$ 43,390,656
Due to Others	<u>-</u>	<u>23,058,161</u>
Total liabilities	<u>-</u>	<u>66,448,817</u>
<b>NET POSITION</b>		
Net position held in trust for pension benefits and other purposes	<u>\$ 96,546,285</u>	<u>\$ -</u>

The notes to the financial statements are an integral part of this statement.

**OKLAHOMA COUNTY, OKLAHOMA**  
**STATEMENT OF CHANGES IN FIDUCIARY NET POSITION**  
**FOR THE YEAR ENDED JUNE 30, 2013**

	Pension Trust Funds
<b>ADDITIONS</b>	
Contributions:	
Employer	\$ 6,141,701
Investment earnings:	
Interest	498,702
Net increase (decrease) in the fair value of investments	7,660,530
Total investment earnings	8,159,232
Total additions	14,300,933
<b>DEDUCTIONS</b>	
Benefits	6,893,000
Administrative expenses	265,000
Total deductions	7,158,000
Change in net position	7,142,933
Net position-beginning	89,403,352
Net position-ending	\$ 96,546,285

The notes to the financial statements are an integral part of this statement.

*Notes to the  
Financial  
Statements*



**OKLAHOMA COUNTY, OKLAHOMA**  
**Notes to the Financial Statements**  
**June 30, 2013**

**INDEX**

	<u>PAGE</u>
<b>I. SUMMARY OF SIGNIFICANT ACCOUNTING POLICIES</b>	
A. Reporting Entity .....	41
1. Blended Component Unit .....	41
2. Discretely Presented Component Unit .....	42
3. Jointly Governed Organization .....	42
4. Related Organizations .....	42
B. Government-wide and Fund Financial Statements .....	43
C. Measurement Focus, Basis of Accounting, and Financial Statement Presentation .....	44
D. Assets, Liabilities, and Net Position .....	46
1. Deposits and Investments .....	46
2. Property Taxes Receivable .....	46
3. Accounts Receivable and Unavailable Revenues .....	47
4. Inventories .....	47
5. Due to Other Taxing Units/Others .....	47
6. Capital Assets and Depreciation .....	47
7. Compensated Absences .....	48
8. Long-Term Obligations .....	48
9. Fund Balance and Net Position .....	48
 <b>II. STEWARDSHIP, COMPLIANCE, AND ACCOUNTABILITY</b>	
A. Budgetary Information .....	49
B. Legal and Contractual Obligations .....	50
C. Continuous Inventory .....	50
 <b>III. DETAILED NOTES ON ALL FUNDS</b>	
A. Deposits and Investments .....	50
B. Property Taxes Receivable .....	52
C. Capital Assets .....	52
D. Interfund Transfers .....	54
E. Operating Leases .....	54
F. Long-term Debt .....	54
1. Governmental Activities .....	54
2. Business-Type Activities .....	56
3. Discretely Presented Component Unit .....	57
4. Judgments Payable .....	59
5. Changes in Long Term liabilities .....	60
G. Net Position and Fund Balances .....	60

**OKLAHOMA COUNTY, OKLAHOMA**  
**Notes to the Financial Statements**  
**June 30, 2013**

**IV. OTHER INFORMATION**

A. Risk Management .....	62
B. Related Party Transactions .....	64
C. Commitments and Contingent Liabilities .....	64
D. Other Post-Employment Benefits .....	65
E. Employees Retirement Plans and Financial Statements .....	67
1. Defined Benefit Retirement Plan .....	69
2. Defined Contribution Retirement Plan .....	72



**OKLAHOMA COUNTY, OKLAHOMA**  
**Notes to the Financial Statements**  
**June 30, 2013**

**Note I. Summary of Significant Accounting Policies**

The financial statements of Oklahoma County are presented in conformity with accounting principles generally accepted in the United States of America as applied to government units. The Governmental Accounting Standards Board (GASB) is the accepted standard-setting body for establishing governmental accounting and financial reporting principles.

**Adoption of New Accounting Pronouncements:**

The GASB issued Statement No. 62 that specifically identifies and consolidates the accounting and financial reporting provisions that apply to state and local governments.

For the fiscal year ended June 30, 2013 the County implemented the following new accounting pronouncements:

- GASB statement number 61 which modifies existing requirements for the assessment of potential component units in determining what should be included in the financial statements, the display of the component units and disclosure requirements.
- GASB statement number 63 which establishes standards for reporting deferred inflows and outflows of resources and net position in the statement of financial position and requires related disclosures.
- GASB statement number 65 which specifies the items that were previously reported as assets and liabilities that are now reported as deferred outflows of resources, deferred inflows of resources, outflows of resources , or inflows of resources.

**A. Reporting entity**

Oklahoma County government is a subdivision of the state government and all of the powers exercised by the County are those delegated by the State, as authorized by the State Legislature and the state constitution. The County is governed by the Board of County Commissioners, comprised of three elected members. The accompanying financial statements present the government and its component units, entities for which the government is considered to be financially accountable and other organizations for which the primary government is not accountable, but for which the nature and significance of their relationship with the primary government are such that exclusion would cause the reporting entity's financial statements to be misleading or incomplete. Blended component units, although legally separate entities, are part of the government's operations. The discretely presented component unit is reported in a separate column in the government-wide financial statements to emphasize that it is legally separate from the government.

Complete financial statements for each of the individual component units may be obtained from the Oklahoma County Clerk's Finance Division.

**1. Blended Component Unit**

Oklahoma County Public Buildings Authority - The Oklahoma County Public Buildings Authority (OCPBA) was created for the primary purpose of financing, operating, constructing and administering any public works, improvements or facilities in Oklahoma County. The OCPBA achieves its purpose through the issuance of revenue bonds. The Board of County Commissioners serves as the Board of the OCPBA. OCPBA is a public trust authority established March 4, 1968, under the provisions of Title 60, Oklahoma Statutes 1961, Sections 176 to 180, inclusive, the Oklahoma Trust Act, and other applicable statutes of the State of Oklahoma.

**OKLAHOMA COUNTY, OKLAHOMA**  
**Notes to the Financial Statements**  
**June 30, 2013**

During the fiscal year, the OCPBA collected the rental revenues from the Metro Parking Garages, Investor's Capital Building, and the Lincoln Building property, which are pledged for payment of its 2003 series lease revenue bonds. Revenue generated by the properties are used to pay the principal and interest of the outstanding bonds and all direct expenses to manage and operate said properties under the amended management agreement between the OCPBA and Oklahoma County dated July 7, 2005. Under the agreement if any additional funds exist subsequent to the payment of ongoing operating costs, a payment to cover the County's overhead costs for supportive service will be paid to the County in July. The duration of the contract is the life of the bonds issued by OCPBA unless modified in writing. The OCPA issues a separate financial report that can be obtained by writing to the Oklahoma County Clerk's Office at 320 Robert S. Kerr, Room 201, Oklahoma City, Oklahoma 73102.

## **2. Discretely Presented Component Unit**

Oklahoma County Finance Authority - The Oklahoma County Finance Authority (OCFA) is a discretely presented component unit and was created for the purpose to advance, finance and develop commercial and industrial projects or facilities and advance development of adequate housing within the County. The OCFA is a public trust established pursuant to a trust indenture dated May 9, 1983. Under the trust indenture, the OCFA was created for the use and benefit of Oklahoma County (the County) under the provisions of Title 60, Oklahoma Statutes (2001), Sections 176 to 180.3, inclusive, as amended and supplemented, the Oklahoma Public Trust Act and other applicable statutes of the State of Oklahoma.

The OCFA is authorized, in the furtherance of public purposes, to issue its revenue notes and bonds in order to provide funds for the development of commercial and industrial projects, which will benefit the County, including but not limited to, medical and housing projects. Pursuant to the respective trust indentures governing each project, the notes or bonds payable of each project do not constitute a debt, liability or moral obligation of the State of Oklahoma, or any political subdivision thereof, nor does the indebtedness constitute a personal obligation of the trustees of the OCFA. The OCFA has no taxing power.

The OCFA Board of Trustees is appointed by the County Commissioners of Oklahoma County. In addition, the County Commissioners ultimately approve all note and bond obligations issued by the OCFA. The OCFA issues a separate financial report that can be obtained by writing to the Oklahoma County Finance Authority at 105 N. Hudson, Suite 304, Oklahoma City, Oklahoma 73102.

## **3. Jointly Governed Organization**

The City of Oklahoma City and the Board of County Commissioners of Oklahoma County participate in the City-County Board of Health (Board) whose purpose is to preserve and promote public health. Five members of the Board are appointed by the City Council, and four members are appointed by the Oklahoma County Commissioners with removal only for cause. The primary source of funding for the Board is an ad valorem tax levy. During fiscal year 1995-96 the City-County Health Department became totally independent of the County by agreement of the County and the City Council and the City-County Health Board. The County has no equity interest nor does the County contribute to the continued existence of the Board.

## **4. Related Organizations**

The following related organizations are excluded from the financial reporting entity because the County does not exercise significant influence over their respective operations. Audited financial statements are available from the respective organizations. Related organizations are as follows:

Oklahoma County Home Finance Authority - The Oklahoma County Home Finance Authority (OCHFA) was created as a public trust under applicable Oklahoma Statutes on May 5, 1980, for the use and benefit of the

**OKLAHOMA COUNTY, OKLAHOMA**  
**Notes to the Financial Statements**  
**June 30, 2013**

Beneficiary, Oklahoma County, to finance and provide housing facilities as set forth in the Trust Indenture. The County has no significant influence over the management, budget or policies of the OCHFA.

Oklahoma Industries Authority - The Oklahoma Industries Authority (OIA) was created as a public trust under applicable Oklahoma Statutes on December 15, 1966, and amended May 4, 1981. It was created for the use and benefit of the Beneficiary, Oklahoma County, Oklahoma, to finance, promote and aid in the development of industry and commerce as set forth in the Trust Indenture. The County has no significant influence over the management, budget or policies of the OIA. On November 1, 1997, the Authority issued \$2,750,000 in lease revenue bonds to fund the expansion of the Oklahoma County Juvenile Detention Center project. In February 2001, the OIA issued \$4,765,000 in lease revenue bonds to fund heating and cooling upgrades and lighting, electrical and plumbing improvements to county buildings. On July 28, 2003, the Authority issued \$20,560,000 of lease revenue bonds to provide funds that will be used by the Public Buildings Authority to (1) acquire, construct and equip a parking garage, (2) advance refund the Public Building Authority Capital Improvement Bonds, Series 1997, (3) make improvements to the Metro Parking Garage, (4) make other County improvements, (5) fund capitalized interest, (6) purchase Surety Bonds in lieu of funding a Debt Service Reserve Fund, and (7) pay certain costs of issuing the Bonds.

Oklahoma County Industrial Authority – The Oklahoma County Industrial Authority (OCIA) was created as a public trust under applicable Oklahoma Statutes on May 5, 1982. It was created for the use and benefit of the Beneficiary, Oklahoma County, Oklahoma, to finance, promote and aid in the development of industry and commerce as set forth in the Trust Indenture. The County has no significant influence over the management, budget or policies of the OCIA operation.

Oklahoma County Utility Services Authority – The Oklahoma County Utility Services Authority (OCUSA) was created as a public trust under applicable Oklahoma Statutes on March 15, 1955. It was created to provide utility services in unincorporated areas of Oklahoma County for the safeguarding of public health and the conservation of public welfare in these areas. The County has no significant influence over the management, budget or policies of the OCUSA operation.

**B. Government –wide and Fund Financial Statements**

The accompanying financial statements of the County have been prepared in conformity with generally accepted accounting principles as prescribed by the Governmental Accounting Standards Board (GASB). They present the financial position of the County and the various funds and fund types, the results of operations of the County and the various funds and fund types, and the cash flows of the proprietary fund. The financial statements are presented as of June 30, 2013, and for the year then ended.

The government-wide financial statements (i.e. the statement of net position and the statement of activities) report information on all of the nonfiduciary activities of the primary government and its component units. Except for interfund services provided and used, the effect of interfund activity has been removed from these statements. Governmental activities, which normally are supported by taxes and intergovernmental revenues, are reported separately from business-type activities, which rely to a significant extent on fees and charges for support. Likewise, the primary government is reported separately from discretely presented component units.

The statement of activities demonstrates the degree to which the direct expenses of a given function or segment are offset by program revenues. Direct expenses are those that are clearly identifiable with a specific function or segment. Program revenues include 1) charges to customers or applicants who purchase, use, or directly benefit from goods, services, or privileges provided by a given function or segment and 2) grants and contributions that are restricted to meeting the operational or capital requirements of a particular function or segment. Taxes and other items not properly included among program revenues are reported instead as general revenues.

**OKLAHOMA COUNTY, OKLAHOMA**  
**Notes to the Financial Statements**  
**June 30, 2013**

The county operates each of the three self-insurance activities separately. However, all three are primarily funded through general fund revenues. Other revenues include premiums and interest income. Employee benefits and workers compensation expenses and claims are a result of the employment of workers hired to operate and manage the functions of the government. These expenses are reported by the general fund. Gross revenues totaled \$16,511,102 and gross expenses totaled \$20,131,253, resulting in net expenses of \$3,620,152.

Separate financial statements are provided for governmental funds, proprietary funds, and fiduciary funds, even though the latter are excluded from the government-wide financial statements. Major individual governmental funds and major individual enterprise funds are reported as separate columns in the fund financial statements.

**C. Measurement Focus, Basis of Accounting, and Financial Statement Presentation**

The government-wide financial statements are reported using the economic resources measurement focus and the accrual basis of accounting, as are the proprietary fund and the pension trust fund financial statements. Revenues are recorded when earned and expenses are recorded when a liability is incurred, regardless of the timing of related cash flows. Property taxes are recognized as revenues in the year for which they are levied. Grants and similar items are recognized as revenue as soon as all eligibility requirements imposed by the provider have been met.

Governmental fund financial statements are reported using the current financial resources measurement focus and the modified-accrual basis of accounting. Revenues are recognized as soon as they are both measurable and available. Revenues are considered to be available when they are collectible within the current period or soon enough thereafter to pay liabilities of the current period. For this purpose, the government considers revenues to be available if they are collected within 60 days of the end of the current fiscal period. Expenditures generally are recorded when a liability is incurred, as under accrual accounting. However, debt service expenditures, as well as expenditures related to compensated absences and claims and judgments, are recorded only when payment is due.

Property taxes, intergovernmental revenues, and interest income associated with the current fiscal period are considered to be susceptible to accrual and so have been recognized as revenues of the current fiscal period. All other revenue items are considered to be measurable and available only when cash is received by the County.

**Governmental Funds**

Generally accepted accounting principles set forth minimum criteria (percentage of the assets, liabilities, revenues or expenditures/expenses of either fund category or the governmental and enterprise combined) for the determination of major funds. The nonmajor funds are combined in a single column in the fund financial statements.

The County reports the following major governmental funds:

**General Fund** - The County's primary operating fund. The fund is used to account for and report all financial resources not accounted for and reported in another fund. The Employee Benefits, Worker's Compensation and Self Insurance activities are presented as part of the General Fund. Oklahoma County is self insured and the primary source of funding is from General Fund revenue.

**Highway Cash** – Accounts for state, local and miscellaneous revenues and expenditures for the purpose of constructing and maintaining county roads and bridges.

**Resale Property** – Accounts for collection of interest and penalties on delinquent taxes and the expenditures incurred to sell abandoned property.

**OKLAHOMA COUNTY, OKLAHOMA**  
**Notes to the Financial Statements**  
**June 30, 2013**

**County Bonds 2008** - Accounts for the proceeds of general obligation bonds issued in August 2008 to finance the purchase of the former General Motors Assembly plant, to provide funds for the capital improvements for the courthouse and annex buildings, and to improve and mitigate natural hazard damage and impact, including but not limited to flooding in east central Oklahoma County in and around Crutcho Creek, and in northwest Oklahoma County in and around the Deer Creek area.

**Debt Service Fund** – Used to account for and report financial resources that are restricted, committed, or assigned to expenditure for principal and interest.

**Proprietary Fund**

Public Buildings Authority – Accounts for the operations of the Public Buildings Authority blended component unit.

**Fiduciary Fund Types**

Fiduciary funds are used to account for assets held by a governmental unit in a trustee capacity or as an agent for individuals, private organizations, or other governments.

The County reports the following fiduciary funds:

Pension Trust Funds – Pension trust funds account for assets held by the County in a trustee capacity for current and retired employees. Pension trust funds are accounted for in essentially the same manner as proprietary funds.

The County has two pension trust funds:

1. Defined Benefit Employee Retirement Fund - Accounts for the receipt, investment, and distribution of retirement contributions for employees under the defined benefit plan.
2. Defined Contribution Employee Retirement Fund - Accounts for the receipt, investment, and distribution of retirement contributions for employees under the defined contribution plan.

Agency Funds - Agency funds are custodial in nature (i.e., assets equal liabilities) and do not involve measurement of results of operations. However, agency fund assets and liabilities are recognized using the accrual basis of accounting. The County has five classifications of agency funds (Schools, Cities and Towns, Official Depository, Unapportioned Taxes and All Others).

**Revenue and Expense Classification**

Amounts reported as program revenues include 1) charges to customers or applicants for goods, services or privileges provided, 2) operating grants and contributions, and 3) capital grants and contributions, including special assessments. Internally dedicated resources are reported as general revenues rather than as program revenues. Likewise, general revenues include all taxes.

Proprietary funds distinguish operating revenues and expenses from nonoperating items. Operating revenues and expenses generally result from providing services and producing and delivering goods in connection with a proprietary fund's principal ongoing operations. Operating expenses for enterprise funds include cost of sales and services, administrative expenses and depreciation on capital. All revenues and expenses not meeting this definition are reported as non-operating revenues and expenses.

When both restricted and unrestricted resources are available for use, it is the County's policy to use restricted resources first, then unrestricted resources as they are needed.

**OKLAHOMA COUNTY, OKLAHOMA**  
**Notes to the Financial Statements**  
**June 30, 2013**

**D. Assets, Liabilities, and Net Position**

**1. Deposits and Investments**

Cash and cash equivalents include amounts in demand deposits as well as short-term investments with a maturity date within three months of the date acquired by the County. The majority of interest earned on investments is allocated to the general fund except for those investments made specifically for the debt service fund, trust fund and certain special revenue funds as required by state statute for which investment income is allocated to the investing fund.

The County adopted formal deposit and investments policies in June 2013. State statutes authorize the County to adopt a written investment policy directing the investment of the funds of the County and any of its public trusts or authorities. The County Treasurer manages the investments according to the investment policy. The written investment policy authorize the county to purchase and invest in U.S. Government obligations; certificates of deposit; savings accounts; general obligation bonds issued by counties, municipalities, or school districts; money judgments against counties, municipalities, or school districts; bonds and revenue notes issued by a public trust when the beneficiary of the trust is a county, municipality, or school district; negotiable certificates of deposit; prime bankers acceptances; prime commercial paper; repurchase agreements and money market funds.

Investments are reported at fair value and cash deposits are reported at carrying amount which reasonably estimates fair value.

**2. Property Taxes Receivable**

All property tax receivables are shown net of an allowance for uncollectibles. Taxes are levied annually on October 1 with one-half due by December 31 and the remaining one-half due by March 31. If exactly one-half of the amount due is not received by December 31, the full amount is due and becomes delinquent January 1st. If the taxpayer opts for one-half payment by December 31 but does not make the remaining payment by March 31, the balance becomes delinquent. Delinquent tax payments are subject to interest assessments at 18% annual percentage rate. Major tax payments are received in the months December through April. Delinquent tax payments are received throughout the year. Governmental funds recognize revenue in the year levied to the extent they are received within 60 days of year-end. Current year tax collections for the year ended June 30, 2013 were 97.6% of the tax levy.

The County's property tax is levied each October 1 on the assessed value listed as of January 1 of the same year for all real and personal property located in the County, except certain exempt property. Assessed values are established by the State Tax Commission and the State Equalization Board. A revaluation of all property is required once every five years. Oklahoma Counties assessed property value as of January 1, 2013, was \$6,153,578,158 after excluding homestead and veteran exemptions of \$160,571,420.

The County Excise Board levied 10.35 mills for General Fund operations, 2.59 mills for the City-County Health Department, 5.20 mills for Metropolitan Library Commission and 1.69 mills for Debt Service.

In addition, the County also collects the ad valorem taxes assessed by cities and towns and school districts and apportions the ad valorem tax collected to the appropriate taxing unit.

On the government-wide financial statements, property tax revenues are recognized in the fiscal year for which they are levied. On the fund financial statements, property tax revenues are deferred if not received within sixty days after fiscal year end.



**OKLAHOMA COUNTY, OKLAHOMA**  
**Notes to the Financial Statements**  
**June 30, 2013**

**3. Receivables and Unavailable Revenues**

Receivables consist of intergovernmental receivables that are primarily amounts due from federal grants, and accounts receivable are primarily comprised of various charges for services, fees and employee health premiums earned by fiscal year end and not yet collected.

Governmental funds report unavailable revenue in connection with receivables for revenues that are earned but not collected within sixty days of year end and therefore not considered to be available to liquidate liabilities of the current period. At the end of the current fiscal year, the various components of deferred revenue reported in the governmental funds were as follows:

<b>Governmental activities:</b>	<u>Unavailable</u>
Property taxes receivable – General Fund	\$4,149,864
Property taxes receivable – Debt Service Fund	767,360
Grant funds – Sheriff Special Revenue Fund	10,966
FEMA funds – County Bonds Fund	<u>1,881,398</u>
Total deferred for governmental funds	<u>\$6,809,588</u>

**4. Inventories**

Inventory in governmental funds consists of expendable supplies held for consumption stated on a first-in first-out basis. They are recorded at cost, as an expenditure, at the time individual items are purchased. Unconsumed inventories in governmental funds are equally offset by nonspendable fund balance, which indicates that portion of fund balance is not in spendable form.

**5. Due to Other Taxing Units/Others**

Oklahoma County acts as a collecting agent for many other governmental entities. The County is responsible for assessing ad valorem taxes, sending out statements, collecting the tax and distributing collections to the appropriate recipients. These recipients include, but are not limited to, schools, cities, the County Health Department, the City/County Library, Oklahoma County career tech Schools and colleges. All unremitted collections on hand at June 30 are reported as “due to other taxing jurisdictions”, and unapportioned collections held in depository accounts are reported as “due to others”, within County agency funds.

**6. Capital Assets and Depreciation**

Capital assets, which include property, plant, equipment, and infrastructure assets (e.g., roads, bridges, and similar items), are reported in the applicable governmental or business-type activities columns in the government-wide financial statements and in the proprietary fund financial statements. Capital assets are defined by Oklahoma County as assets with an initial, individual costs exceeding \$5,000. Such assets are recorded at historical cost or estimated historical cost if purchased or constructed. Donated capital assets are recorded at estimated fair market value at the date of donation. Supplies and materials purchased as part of construction projects expected to exceed the capitalization threshold are capitalized as projects are constructed. Land, land improvements and artwork are not depreciable assets. The costs of normal maintenance and repairs that do not add to the value of the asset or materially extend assets lives are not capitalized. All maintenance costs are expensed in the period incurred.

Capital assets are depreciated using the straight-line method over the assigned useful lives as follows:

<u>Assets</u>	<u>Years</u>
Buildings	40
Building improvements	30-40
Infrastructure-Roads	10

**OKLAHOMA COUNTY, OKLAHOMA**  
**Notes to the Financial Statements**  
**June 30, 2013**

Infrastructure-Bridges	50
Equipment and automobiles	5-15
Furniture and Fixtures	10

**7. Compensated Absences**

Accrued vacation leave is payable upon layoff, resignation, retirement, or death. Amounts of vested or accumulated vacation leave are reported in the government-wide statements and not in the governmental fund statements as the liability is not expected to be paid from current resources. A liability for these amounts is reported in governmental funds only if they have matured as a result of employee resignations and retirements. At June 30, 2013 the accrued liability for annual and compensatory leave time was \$5,247,367.

There is no limitation on accruing unused sick leave. Sick leave does not vest, and therefore, is not reported. Unused sick leave shall contribute toward retirement eligibility for vested employees, 20 days being equivalent to one month. The maximum allowable is 130 days, which would allow an additional year.

**8. Long-Term Obligations**

In the government-wide financial statements, long-term debt and other long-term obligations are reported as liabilities in the applicable governmental activities or business-type activities columns of the statement of net position. Bond premiums and discounts, as well as issuance costs, are deferred and amortized over the life of the bonds. Bonds payable are reported net of the applicable bond premium or discount. Bond issuance costs are reported as deferred charges and amortized over the term of the related debt.

In the fund financial statements, governmental fund types recognize bond premiums and discounts, as well as bond issuance costs, during the current period.

**9. Fund Balance and Net Position**

As prescribed by GASB Statement No. 54, governmental funds report fund balance in classifications based primarily on the extent to which the County is bound to honor constraints on the specific purposes for which amounts in the funds can be spent.

Fund balances are classified by level of constraint as follows:

- *Nonspendable Fund Balance* – includes amounts that are (a) not in spendable form, or (b) legally or contractually required to be maintained intact. The “not in spendable form” criterion includes items that are not expected to be converted to cash, for example: inventories, prepaid amounts, and long-term notes receivable.
- *Restricted Fund Balance* – includes amounts that can be spent only for the specific purposes stipulated by external resources providers, constitutionally or through enabling legislation. Restrictions may effectively be changed or lifted only with the consent of resource providers.
- *Committed Fund Balance* – includes amounts that can be used for the specific purposes determined by a formal action of the County’s highest level of decision making authority, the County’s Board of County Commissioners or the County Budget Board by resolution. Commitments may be changed or lifted only by the County taking the same formal action by resolution that imposed the constraint originally.
- *Assigned Fund Balance* – comprises amounts intended to be used by the County for specific purposes that are neither restricted nor committed. *Intent* is expressed by motion of the County’s Board of County Commissioners or County Budget Board pursuant to state law by action other than resolution.

**OKLAHOMA COUNTY, OKLAHOMA**  
**Notes to the Financial Statements**  
**June 30, 2013**

- *Unassigned Fund Balance* – is the residual classification for the General Fund and includes all amounts not contained in the other classifications. Unassigned amounts are technically available for any purpose.

In circumstances when an expenditure is made for a purpose for which amounts are available in multiple fund balance classifications, fund balance is depleted in the order of restricted, committed, assigned, and unassigned.

The government-wide and the proprietary fund financial statements utilize a net position presentation. Net positions are categorized as net investment in capital assets, restricted, and unrestricted.

- Net investment in capital assets groups all capital assets into one component of net position. Accumulated depreciation and the outstanding balances of debt that are attributable to the acquisition, construction or improvement of these assets reduce the balance in this category.
- Restricted Net Position reflects net positions that are subject to constraints either by externally imposed by creditors, contributors, or laws or regulations of other governments or imposed by law through constitutional provisions or enabling legislation.
- Unrestricted Net Position represents the residual net positions of the County that are not restricted for any project or purpose.

When both restricted and unrestricted net positions are available for use, it is the County's policy to use restricted net position or resources first.

## **Note II. Stewardship, Compliance, and Accountability**

### **A. Budgetary Information**

Guidelines for the County Budget Act are set out in Title 19 Section 1401 of Oklahoma Statutes. At least thirty (30) days prior to the beginning of each fiscal year, a budget for each fund of the county for which a budget is required shall be completed by the county Budget Board. Each budget shall provide a complete financial plan for the budget year. The budget format shall be as prescribed by the Oklahoma State Auditor and Inspector. The format shall contain at least the following in tabular form for each fund, itemized by department and account within each fund:

1. Actual revenues and expenditures for the immediate prior fiscal year;
2. Estimated actual revenues and expenditures for the current fiscal year; and
3. Estimated revenues and proposed expenditures for the budget year.

The Budget Board of Oklahoma County complies with the purpose of the Budget Act, which is:

1. Establish uniform and sound fiscal procedures for the preparation, adoption, execution and control of budgets.
2. Enable counties to make financial plans for both current and capital expenditures and to ensure that their executive staffs administer their respective functions in accordance with adopted budgets.
3. Make available to the public and investors sufficient information as to the financial conditions, requirements and expectations of the county government.
4. Assist county governments to improve and implement generally accepted accounting principles as applied to governmental accounting, auditing and financial reporting, and standards of governmental finance management.

Each fund's appropriated budget is prepared on a detailed line-item basis. Revenues are budgeted by source. Expenditures are budgeted by department and character (salaries and wages, fringe benefits, travel, operation, capital and debt service), which constitutes the legal level of control. Expenditures may not exceed appropriations

**OKLAHOMA COUNTY, OKLAHOMA**  
**Notes to the Financial Statements**  
**June 30, 2013**

at this level. All budget revisions at this level are subject to authorization by the department head and approval by the Budget Board. All budget revisions are subject to final review by the County Budget Board. Revisions to the budget were made throughout the year.

The legal level of control is that expenditures budgeted in each fund may not exceed budgeted revenues, including fund balance, for the fund. Once approved, the County Budget Board may amend the legally adopted budget when unexpected modifications are required in estimated revenues and appropriations.

**B. Legal and Contractual Obligations**

Under Oklahoma Law, the County may not obligate funds that require income and revenue from future fiscal years without voter approval, such as with the issuance of general obligation bonds. All lease and lease-purchase agreements, whether or not they are capitalized, must be re-approved at the beginning of each fiscal year. Federal and State grant revenues and expenditures are accounted for in accordance with applicable contract provisions. General obligation bonds, judgments and related interest are levied for and paid in accordance with appropriate State laws.

**C. Continuous Inventory**

According to guidelines established by Title 19 Section 178.1 of Oklahoma statutes, the County maintains a continuous asset inventory of all assets purchased with a cost of \$500 or more. These items are generally purchases from the capital outlay accounts and recorded at cost.

**Note III. Detailed Notes on All Funds**

**A. Deposits and Investments**

The County uses a pooled cash concept for deposits and investments except for the pension trust, and certain agency funds. Cash and cash equivalents include amounts in demand deposits as well as short-term investments with a maturity date within three months of the date acquired by the County. All cash is pooled for operating and investment purposes and each fund has equity in the pooled amount. For reporting purposes, cash and investments have been allocated to each fund based on that fund's equity in the pooled amount.

***Deposits***

*Custodial credit risk* for deposits is the risk that in the event of a bank failure, the County may not be able to recover its deposits. The County's policy requires uninsured deposits with banks to be 110 percent secured by collateral valued at market value. As of June 30, 2013, the County's bank balance of \$66,167,914 and its blended component unit bank balance of \$3,851,398 are fully insured or collateralized with securities held by the County or its blended component unit, or their agents in their respective names.

***Investments***

As of June 30, 2013, the County had the following investments:

<b>Primary Government</b>	<u>Fair Value</u>	<u>Weighted Average Maturity (Years)</u>	<u>Credit Ratings(1)</u>
<u>Investment Type</u>			
Certificates of deposit	<u>\$8,155,209</u>	1.00	N/A
Total investments	<u>\$8,15,209</u>		
Portfolio weighted average maturity		1.00	

**OKLAHOMA COUNTY, OKLAHOMA**  
**Notes to the Financial Statements**  
**June 30, 2013**

**Fiduciary Funds:**

<u>Investment Type</u>	<u>Fair Value</u>	<u>Weighted Average Maturity (Years)</u>	<u>Credit Ratings(1)</u>
Certificates of deposit	475,000	.83	N/A
Judgments	<u>2,545,215</u>	3.00	N/A
Total investments	<u>\$3,020,215</u>		
Portfolio weighted average maturity		2.66	

*Interest rate risk* is the risk that changes in interest rates will adversely affect the fair value of an investment. In accordance with the adopted investment policy, the County manages its exposure to declines in fair values by following three benchmarks in investing funds; safety, liquidity and rate of return. The investment maturities are set up to meet projected cash flow needs and money market investments are available for funds making frequent deposits and expenditures.

*Credit risk* is the risk that an issuer or other counterparty to an investment will not fulfill its obligation. Investing is preformed in accordance with investment policies adopted by the County complying with Oklahoma State statutes. Investments are limited to the following: 1) Direct obligations of United States government, its agencies or instrumentalities to the payment of which the full faith and credit of the government of the United states is pledged, or obligations to the payment of which the full faith and credit of the State of Oklahoma is pledged; 2) Obligations of the Government National Mortgage Association, Federal National Mortgage Association, or Federal Home Loan Mortgage Corporation, or any Federal farm credit bank, Federal land bank, or Federal home loan bank notes or bonds; 3) Collateralized or insured certificates of deposit; 4) Repurchase agreements that have underlying collateral of direct obligations or obligations of the United States government, it agencies and instrumentalities; 5) Money market funds and repurchase agreements which investments consist of the authorized investments of United States government agency obligations with restrictions as specified in state law; 6) State and Local Government Series; and 7) County direct debt obligations for which an ad valorem tax may be levied, rendered against the county by a court of record.

*Custodial credit risk for investments* is the risk that, in the even of the failure of the counterparty, the County will not be able to recover the value of its investments. County investment policy provides that investment collateral is held by a third party custodian with whom the County has a current custodial agreement in the County's name or be held in the name of both the County and financial institution by the Federal Reserve Bank servicing Oklahoma.

**Discretely Presented Component Unit**

<u>Investment Type</u>	<u>Fair Value</u>	<u>Weighted Average Maturity (Years)</u>	<u>Credit Ratings</u>
Certificates of deposit	\$1,716,947	0.86	N/A

*Interest rate risk.* The Authority's investment policy limits the duration of certificates of deposit or other fixed-income securities to a maximum maturity from the date of purchase to six months.

*Investment Credit risk.* The Authority has no formal policy limiting investments based on credit rating, but discloses any such credit risk associated with their investments by reporting the credit quality ratings of investments in debt securities as determined by nationally recognized statistical rating organizations and agencies as of yearend. Unless there is information to the contrary, obligations of the U.S. government or obligations explicitly guaranteed by the U.S. government are not considered to have credit risk and do not require disclosure of credit quality. The Authority invests in certificates of deposit of local financial institutions, and that all deposits and investments in excess of amounts covered by federal deposit insurance be fully collateralized, with a pledge of the U.S. Treasury obligations, by the entity holding the deposit or investments. At June 30, 2013, all the Authority's investments are in certificates of deposit.

**OKLAHOMA COUNTY, OKLAHOMA**

**Notes to the Financial Statements**

**June 30, 2013**

*Custodial credit risk.* Custodial credit risk is the risk that in the event of a bank failure, the government's deposits may not be returned to it. The Authority's deposit policy for custodial credit risk is that all deposits shall either be insured by Federal Deposit Insurance or collateralized by securities held by the cognizant Federal Reserve Bank, or invested in U.S. Government obligations, in the Authority's name. At June 30, 2013, the Authority's deposits were not exposed to custodial credit risk since all deposits were either insured by Federal Deposit Insurance or collateralized by securities held in the Authority's name.

**B. Property Taxes Receivable**

The following is a summary of property and other tax amounts shown as receivable and amounts considered uncollectible by the taxing unit. In accordance with state statute, all tax liens on real and personal property are extinguished upon the expiration of seven (7) years. Therefore, the receivables date back to 2005, and the total outstanding represents less than 1% of the original tax levies for the same time period.

	Total Outstanding at <u>June 30, 2013</u>	Amount Considered <u>Uncollectible</u>	Amount Shown as Net <u>Receivable</u>
Governmental Funds	\$5,978,235	\$355,688	\$5,622,547
Fiduciary Funds:			
Health Department	953,780	4,769	949,011
Cities & Library	6,427,514	32,138	6,395,376
Schools	<u>29,674,007</u>	<u>148,370</u>	<u>29,525,636</u>
Fiduciary Funds Total	37,055,300	185,276	36,870,023
Total	<u>\$43,033,535</u>	<u>\$540,965</u>	<u>\$42,492,570</u>

**C. Capital Assets**

Capital assets activity for the year ended June 30, 2013 was as follows:

	Balance <u>June 30, 2012</u>	<u>Increases</u>	<u>Decreases</u>	Balance <u>June 30, 2013</u>
<b>Primary Government</b>				
<b>Governmental activities:</b>				
Capital assets, not being depreciated:				
Land	\$27,060,552	\$ 6,300	\$ (47,500)	\$27,019,352
Artwork	24,500	-	-	24,500
Construction in progress	<u>17,631,549</u>	<u>840,344</u>	<u>(462,637)</u>	<u>18,009,256</u>
Total capital assets, not being depreciated	<u>44,716,601</u>	<u>846,644</u>	<u>(510,137)</u>	<u>45,053,108</u>
Capital assets, being depreciated:				
Buildings and building improvements	85,359,384	28,064	(171,069)	85,216,379
Machinery and equipment	31,952,304	2,022,761	(971,168)	33,003,897
Infrastructure	<u>54,920,315</u>	<u>3,667,268</u>	<u>(1,051,038)</u>	<u>57,536,546</u>
Total capital assets being depreciated	172,232,003	5,718,093	(2,193,274)	175,756,822
<b>Primary Government</b>				
Less accumulated depreciation for:				
Buildings and building improvements	(44,206,182)	(2,164,410)	171,069	(46,199,523)
Machinery and equipment	(24,048,542)	(2,248,542)	888,753	(25,408,332)
Infrastructure	<u>(30,062,724)</u>	<u>(2,983,081)</u>	<u>793,325</u>	<u>(32,252,481)</u>
Total accumulated depreciation	<u>(98,317,448)</u>	<u>(7,396,033)</u>	<u>1,853,146</u>	<u>(103,860,335)</u>

**OKLAHOMA COUNTY, OKLAHOMA**  
**Notes to the Financial Statements**  
**June 30, 2013**

(continued)	Balance	<u>Increases</u>	<u>Decreases</u>	Balance
Total capital assets, being depreciated, net	<u>73,914,555</u>	<u>(1,677,940)</u>	<u>(340,128)</u>	<u>71,896,487</u>
Governmental activities capital assets, net	<u>\$118,631,156</u>	<u>\$(831,296)</u>	<u>\$(850,265)</u>	<u>\$116,949,595</u>

	Balance <u>June 30, 2012</u>	<u>Increases</u>	<u>Decreases</u>	Balance <u>June 30, 2013</u>
<b>Business-type activities:</b>				
Capital assets, not being depreciated:				
Land	\$2,275,936	\$ -	\$ -	\$2,275,936
Construction in progress	<u>25,550</u>	<u>402,846</u>	<u>-</u>	<u>428,396</u>
Total capital assets, not being depreciated	<u>2,301,486</u>	<u>402,846</u>	<u>-</u>	<u>2,704,332</u>
Capital assets, being depreciated:				
Buildings & improvements	\$17,574,371	\$2,550,000	-	\$20,124,371
Machinery and equipment	<u>125,104</u>	<u>6,762</u>	<u>-</u>	<u>131,866</u>
Total capital assets being depreciated	17,699,475	2,556,762	-	20,256,237
Less accumulated depreciation for:				
Buildings & improvements	(8,380,316)	(707,643)	-	(9,087,959)
Machinery and equipment	<u>(35,330)</u>	<u>(16,133)</u>	<u>-</u>	<u>(51,463)</u>
Total accumulated depreciation	<u>(8,415,646)</u>	<u>(723,776)</u>	<u>-</u>	<u>(9,139,422)</u>
Total capital assets, being depreciated, net	<u>9,283,829</u>	<u>1,832,986</u>	<u>-</u>	<u>11,116,815</u>
Business-type activities capital assets, net	<u>\$11,585,315</u>	<u>\$ 2,235,832</u>	<u>\$ -</u>	<u>\$13,821,146</u>

Depreciation expense was charged to functions/programs of the primary government as follows:

Governmental activities:	
General government	\$ 952,738
Public safety	2,695,781
Health and welfare	16,539
Education	2,754
Roads and highways	<u>3,728,221</u>
Total depreciation expense-governmental activities	<u>\$7,396,033</u>
Business-type activities:	
Public Building Authority	<u>\$723,776</u>
Total depreciation expense-business-type activities	<u>\$723,776</u>



**OKLAHOMA COUNTY, OKLAHOMA**  
**Notes to the Financial Statements**  
**June 30, 2013**

**D. Interfund transfers**

Following is a schedule of interfund transfers:

	<b>Transfers In:</b>		
	General Fund	Non-major Governmental	Total
<b>Transfers Out:</b>			-
General Fund		71,500	71,500
Highway Cash		\$ 32,008	32,008
Resale Property	1,300,000		1,300,000
Enterprise Funds		515,000	515,000
<b>Total Transfers Out</b>	<b>\$ 1,300,000</b>	<b>\$ 618,508</b>	<b>\$ 1,918,508</b>

A transfer of \$1,300,000 was made from the resale property fund to the general fund to fulfill statutory requirements. A transfer of \$71,500 was made from the general fund to the capital projects regular fund to purchase shelving and boxes for Court Clerk record storage. A transfer of \$32,008 was made from highway cash to the shine program fund to reimburse the cost of county personnel paid from highway cash.

The Public Buildings Authority transferred \$515,000 to Oklahoma County Capital Regular fund during the year for new chillers at the Juvenile Detention Center and the County network security project.

**E. Operating Leases**

Oklahoma County is committed under various leases for office equipment and road equipment. These leases are considered for accounting purposes to be operating leases. Oklahoma Statutes prohibit the County from entering into contracts of this nature beyond the end of the fiscal year. Operating lease expenditures for the year ended June 30, 2013 amounted to \$321,142.

**F. Long-term Debt**

**1. Governmental Activities**

General Obligation Bonds

Oklahoma County issued \$10,000,000 General Obligation Limited Tax Bonds of 2002, Series A dated October 1, 2002. The bonds were issued for the purpose of acquiring property in the vicinity of Tinker Air Force Base in order to provide for the safety of those citizens of the County as well as provide for the continued assurance of the economic well being of Oklahoma County and its citizens. In March 2012, Oklahoma County refinanced its General Obligation Limited Tax 2002 Series A bonds for the purpose of reducing the interest costs on the debt and to achieve an economic savings. Over the life of the bonds, the refinancing will result in a debt service cash flow savings to Oklahoma County of \$303,563, a gross debt service present value savings of \$295,977, and a net economic present value benefit of \$299,797 after considering use of existing debt service funds. The remaining principal balance of the Series 2012A bond is \$3,935,000 and the interest balance of \$144,075 is payable semi-annually July 1 and January 1, with interest rates that vary from 1.0% to 1.5%. The bonds bear semi-annual interest (payable July 1, and January 1 of each year). The Bonds will be paid from ad valorem taxes levied and assessed on behalf of the Issuer and deposited to its Sinking Fund.

**OKLAHOMA COUNTY, OKLAHOMA**  
**Notes to the Financial Statements**  
**June 30, 2013**

A summary of debt service requirements to maturity is as follows:

<u>Year</u>	<u>Principal</u>	<u>Interest</u>	<u>Total</u>	<u>Interest Rate</u>
2014	800,000	36,963	836,963	1.00%
2015	775,000	28,963	803,963	1.00%
2016	755,000	21,213	776,213	1.25%
2017	<u>785,000</u>	<u>11,775</u>	<u>796,775</u>	1.50%
Total	<u>\$ 3,115,000</u>	<u>\$ 98,913</u>	<u>\$3,213,913</u>	

Oklahoma County issued \$10,000,000 General Obligation Limited Tax Bonds of 2003, Series A dated April 1, 2003. The bonds were issued for the purpose of acquiring property in the vicinity of Tinker Air Force Base in order to provide for the safety of those citizens of the County as well as provide for the continued assurance of the economic well being of Oklahoma County and its citizens. The bonds bear semi-annual interest (payable January 1, and July 1 of each year, commencing July 1, 2004). The Bonds will be paid from ad valorem taxes levied and assessed on behalf of the Issuer and deposited to its Sinking Fund.

Summary of debt service requirements to maturity is as follows:

<u>Year</u>	<u>Principal</u>	<u>Interest</u>	<u>Total</u>	<u>Interest Rate</u>
2014	765,000	119,054	884,054	3.625%
2015	765,000	91,322	856,322	3.750%
2016	765,000	62,635	827,635	3.900%
2017	<u>820,000</u>	<u>32,800</u>	<u>852,800</u>	4.000%
Total	<u>\$ 3,115,000</u>	<u>\$ 305,811</u>	<u>\$3,420,811</u>	

Oklahoma statutes require the County to levy an additional ad valorem tax in amounts sufficient to meet sinking fund requirements as the principal and interest payments become due. During the 2006-2007 fiscal year, the Board of County Commissioners voted to transfer \$2,092,116 of unspent bond proceeds to the County Debt Service Fund.

On August 1, 2008, the County issued \$61,500,000 of general obligation bonds to finance the purchase of the former General Motors Assembly Plant, to provide funds for the capital improvements for the Oklahoma County courthouse and annex buildings, and to improve and mitigate natural hazard damage and impact, including but not limited to flooding in East Central Oklahoma County in and around Crutcho Creek, and in Northwest Oklahoma County in and around Deer Creek area. The interest rate on the bonds range from 3.50-4.00 percent and the maturity is August 1, 2023. Bond principal payments are \$4,390,000 beginning on the 1st day of August 2010 in each of the years 2012 through 2022 with the final payment of \$4,430,000 due August 1, 2023. Interest shall be payable on the 1<sup>st</sup> day of February and August of each year, beginning on the 1<sup>st</sup> day of February 2012. Summary of debt service requirements to maturity is as follows:

<u>Year</u>	<u>Principal</u>	<u>Interest</u>	<u>Total</u>	<u>Interest Rate</u>
2014	4,390,000	1,889,300	6,279,300	5.00%
2015	4,390,000	1,708,213	6,098,213	3.25%
2016	4,390,000	1,527,125	5,917,125	5.00%
2017	4,390,000	1,340,550	5,730,550	3.50%
2018-2024	<u>30,770,000</u>	<u>4,318,088</u>	<u>35,088,088</u>	3.75%-4.00%
Total	<u>\$ 48,330,000</u>	<u>\$ 10,783,275</u>	<u>\$59,113,275</u>	

Capital Lease Obligations

Oklahoma County has entered into various agreements as lessee for financing the acquisition of highway equipment, the expansion of the Oklahoma County Juvenile Detention Center and an energy management project

**OKLAHOMA COUNTY, OKLAHOMA**  
**Notes to the Financial Statements**  
**June 30, 2013**

for county buildings which included heating and cooling upgrades, electrical improvements and other energy management improvements. Oklahoma law prohibits the County from entering into contracts of this nature longer than one year. However, it is the County's intent to exercise its right to purchase this property; accordingly, the lease-purchase agreements have been capitalized to conform to generally accepted accounting principles. The unpaid portion of these agreements have been reported as an other non-current liability in the Statement of Net Position at an amount equal to the present value of all remaining payments to maturity.

During the year, the county determined that leased copiers should not be reported as a capital lease, since there is no intent to purchase the copiers at the end of the lease. The leased copiers are classified as operating leases.

In December 2011, Oklahoma County refinanced its capital lease agreement with the OIA resulting from the issuance of OIA lease revenue bonds series 2001 what were issued for the county annex heating and cooling upgrades, and electrical and plumbing improvements at the county courthouse and annex buildings. This OIA refunding was done for the purpose of reducing the interest costs on the debt and to achieve an economic savings. Over the life of the capital lease agreement, the refinancing will result in a debt service cash flow savings to Oklahoma County of \$12,007, a gross debt service present value savings of \$400,162, and a net economic present value benefit of \$12,511 after considering use of existing debt service funds. The principal balance of the 2011 lease is \$1,335,000 and the interest balance of \$53,800 is payable semi-annually February 1 and August 1, with 2% net interest cost.

Assuming that all capital leases are renewed each year by resolution of the Board of County Commissioners, minimum lease commitments under capitalized lease purchase agreements as of June 30, 2013 reported in the government-wide statements are as follows:

Leased Capital Assets:	<u>Capital Asset</u>	<u>Accumulated Depreciation</u>	<u>Total</u>
Building & Improvements	\$6,727,226	\$(3,109,563)	\$3,617,663
Equipment	<u>309,078</u>	<u>(82,277)</u>	<u>221,801</u>
Total	<u>\$7,036,304</u>	<u>\$(3,196,840)</u>	<u>\$3,839,464</u>

The following is a schedule of the future minimum lease payments under these capital leases, and the present value of the net minimum lease payments reported in the government-wide statements.

<u>Fiscal year ending June 30,</u>	<u>Governmental Activities</u>
2014	500,295
2015	496,410
2016	32,310
2017	32,310
2018	32,310
2019	<u>18,260</u>
Total minimum lease payments	1,111,894
Less: amount representing interest	<u>(31,325)</u>
Present value of future minimum lease payments	<u>\$1,080,571</u>

**2. Business-Type Activities**

Capital Leases Financing Obligations

On October 1, 1997, OCPBA issued Capital Improvement Revenue Bonds, Series 1997 in the amount of \$6,800,000 with interest rates that vary from 4% to 4.9%. The proceeds of the bond issue were used to purchase computer equipment, software, hardware, training facilities and related costs to computerize the Oklahoma County government and provide needed repairs and improvements to property of OCPBA. The bonds are secured

**OKLAHOMA COUNTY, OKLAHOMA**  
**Notes to the Financial Statements**  
**June 30, 2013**

by the OCPBA property and gross revenues and mature October 1, 2013. Additionally, OCPBA purchased an insurance policy guaranteeing payment of the bonds.

The Oklahoma Industries Authority issued \$20,560,000 of lease revenue bonds for the benefit of the PBA on July 28, 2003 with interest rates that vary from 2.25% to 5.85%. In June 2012, the PBA refinanced its capital lease agreement with the OIA resulting from the issuance of OIA lease revenue refunding bonds related to the capital lease agreement between the OIA and the PBA. This OIA refunding and related PBA capital lease refinancing was done for the purpose of reducing the interest costs on the debt and to achieve an economic savings. Over the life of the capital lease agreement, the refinancing will result in a debt service cash flow savings to the PBA of \$3,273,365, a gross debt service present value savings of \$2,469,268, and a net economic present value benefit of \$1,151,539 after considering use of existing debt service funds. The principal balance of the 2012A lease is \$14,250,000 and the interest balance of \$5,773,960 is payable semi-annually June 1 and December 1, commencing December 1, 2012 with interest rates that vary from .7% to 4.6%.

The principal of and the interest on the bonds is payable from the lease payments made by the Oklahoma County Public Buildings Authority to the Oklahoma Industries Authority pursuant to terms of a Lease Purchase Agreement date as of June 1, 2012. The Bonds are limited obligation of the issuer, secured by a pledge of the Trust Estate. The Trust Estate consists of the Lease Payments, the Lease Agreement, Revenues, the Parking and Use Agreement, the parking agreements with the Corporate Users, and all funds and accounts established by the Indenture and the monies and investments therein, including any unexpended Bond Proceeds. The Bonds are special and limited obligations of the Issuer payable solely from the Lease Payments and other revenues pledged for payment thereof.

The OIA Bonds were issued to provide funds for the Public Buildings Authority to (1) acquire, construct and equip a parking garage, (2) advance refund the Public Building Authority Capital Improvement Bonds, Series 1997, (3) make improvements to the Metro Parking Garage, (4) make other County improvements, (5) fund capitalized interest, (6) purchase Surety Bonds in lieu of funding a Debt Service Reserve Fund, and (7) pay certain costs of issuing the Bonds.

The following is the new schedule of the future minimum lease payments under this capital lease, and the present value of the net minimum lease as follows:

<u>Year</u>	<u>Principal</u>	<u>Interest</u>	<u>Debt Service</u>
2014	1,160,000	419,030	1,579,030
2015	615,000	408,590	1,023,590
2016	625,000	401,210	1,026,210
2017	630,000	391,835	1,021,835
2018	640,000	381,125	1,021,125
2019-2023	3,020,000	1,669,900	4,689,900
2024-2028	2,880,000	1,744,215	4,054,215
2029-2033	<u>34,525,000</u>	<u>500,940</u>	<u>4,025,940</u>
	<u>\$ 13,095,000</u>	<u>\$ 5,346,845</u>	<u>\$ 18,441,845</u>

**3. Discretely Presented Component Unit**

Conduit Debt Obligations

The activities of the Oklahoma County Finance Authority consist primarily of arranging financing to industrial, commercial and other various organizations in an effort to promote economic development which will benefit the county. Over time these transactions have taken on various forms, including notes and bonds. The OCFA loans the proceeds from the notes and bonds to the organizations, or the OCFA leases the facilities acquired with the

**OKLAHOMA COUNTY, OKLAHOMA**  
**Notes to the Financial Statements**  
**June 30, 2013**

proceeds to the organizations under financing lease arrangements providing for transfer of the property to such organizations at the end of the lease.

The notes and bonds issued by the OCFA are special and limited obligations of the OCFA, payable solely out of revenues derived from and in connection with the underlying loan agreements and the underlying security provided under the loan agreements. The OCFA, the County of Oklahoma, the State of Oklahoma, or any other political subdivision thereof is not obligated in any manner for repayment of the notes and bonds. Accordingly, the notes and bonds are not reported as liabilities in the accompanying financial statements nor are the related receivables and investments reported as assets.

As of June 30, the outstanding principal balances due on these bonds were as follows:

	Date of <u>Issuance</u>	Original <u>Balance</u>	2013 <u>Balance</u>
GNMA ARM Mortgage Back Securities 1995	11-01-95	\$13,000,000	\$1,002,546
Revenue Note-OMNI Dome Project Series 1999	05-26-99	1,531,500	102,100
Housing Revenue Bonds Chapel Ridge of North Edmond Series 2003	05-01-03	8,250,000	7,816,724
Housing Revenue Bonds Chapel Ridge of Chapel Ridge of MWC Tinker Series 2004	06-01-04	7,800,000	7,451,708
Multifamily Housing Revenue Refunding Bonds Rockwell Villa Apartments Series 2004	12-15-04	2,500,000	1,368,755
Multifamily Housing Revenue Refunding Bonds London Square Apartments Project Series 2004	12-17-04	9,000,000	6,217,203
Revenue Refunding Bonds (Epworth Villa Project) Series 2004B	1-5-05	5,040,000	3,500,000
Retirement Facility Revenue Bonds:			
Concordia Life Care Community Series 2005A	11-29-05	26,330,000	25,140,000
Concordia Life Care Community Series 2005B-1	11-29-05	3,500,000	3,500,000
Concordia Life Care Community Series 2005B-2	11-29-05	4,000,000	4,000,000
Revenue Refunding Bonds (Epworth Villa Project) Series 2005A	12-07-05	11,460,000	10,745,000
Revenue Refunding Bonds (Epworth Villa Project) Series 2005B	12-07-05	2,000,000	2,000,000
Educational Facilities Lease Revenue Bonds (Millwood Schools Project) Series 2007	8-01-07	5,460,000	3,895,000
Educational Facilities Lease Revenue Bonds (Jones Schools Project) Series 2008	9-01-08	9,825,000	8,725,000
Educational Facilities Lease Revenue Bonds (Western Heights Schools Project) Series 2009	6-01-09	43,840,000	36,480,000
Educational Facilities Lease Revenue Bonds (Choctaw Public School Project) Series 2009A	7-10-09	7,165,000	5,245,000
Educational Facilities Lease Revenue Bonds (Choctaw Public School Project) Series 2009B	7-10-09	53,585,000	53,585,000
Educational Facilities Lease Revenue Bonds (Crooked Oak Public School Project) Series 2009A	8-4-09	10,480,000	8,840,000
Educational Facilities Lease Revenue Bonds (Putnam City Schools Project) Series 2010	3-1-10	49,820,000	14,715,000
Educational Facilities Lease Revenue Bonds (Deer Creek Schools Project) Series 2010A	4-1-10	51,800,000	46,335,000

**OKLAHOMA COUNTY, OKLAHOMA**  
**Notes to the Financial Statements**  
**June 30, 2013**

	<u>Date of Issuance</u>	<u>Original Balance</u>	<u>2013 Balance</u>
Educational Facilities Lease Revenue Bonds (Bethany Public Schools Project) Series 2011A	10-14-11	2,205,000	1,735,000
Lease Revenue Bonds (OKC County Health Department Project) Series 2012	1-18-12	8,395,000	8,065,000
Educational Facilities Lease Revenue Bonds (Midwest City-Del City Public Schools Project) Series 2011A	2-22-12	72,620,000	63,590,000
Lease Revenue Notes (Deer Creek Public Schools Project) Series 2012	6-13-12	15,705,000	11,457,859
Educational Facilities Lease Revenue Bonds (Luther Public Schools Project) Series 2012	Sep 2012	10,560,000	10,560,000
Revenue Bonds (Epworth Villa Project) Series 2012A	Dec 2012	72,765,000	72,080,000
Revenue Bonds (Epworth Villa Project) Series 2012B	Dec 2012	2,605,000	2,605,000
Revenue Bonds (Epworth Villa Project) Series 2012C	Dec 2012	<u>3,265,000</u>	<u>3,265,000</u>
Total		<u>\$514,506,500</u>	<u>\$424,021,895</u>

The OCFA, as a conduit bond issuer, has had outstanding issues, which have been in default in the payment of principal and interest. Since the notes and bonds issued by the OCFA are only limited obligations of the OCFA, as discussed above, the OCFA has not incurred any losses as a result of these defaults.

**4. Judgments Payable**

Under Oklahoma law, judgments against the County are payable over a three year period and bear annual interest at four percentage points above the average United States Treasury Bill rate for the preceding year, not to exceed 10% per annum. Advalorem taxes to retire judgments are levied against all taxable property within the County and are accumulated and paid out of the Debt Service Fund over a three year period. During the year, the County paid \$2,005,882 in judgments and \$235,212 in related interest on these judgments. At June 30, 2013, the total amount of unpaid judgment principal of \$2,545,215 is reflected in the Statement of Net Position.

A summary of judgments payable to maturity is as follows:

<u>Year</u>	<u>Principal</u>	<u>Interest</u>	<u>Total</u>	<u>Interest Rate</u>
2014	\$1,999,549	\$132,334	\$2,132,283	5.25%
2015	448,666	28,648	477,314	5.25%
2016	<u>97,000</u>	<u>5,092</u>	<u>102,092</u>	5.25%
Total	<u>\$2,545,215</u>	<u>\$166,474</u>	<u>\$2,711,689</u>	

The interest rate on judgments varies annually based on state law but the future debt service requirements for interest have been determined by using the rate applicable to the current year.

**OKLAHOMA COUNTY, OKLAHOMA**  
**Notes to the Financial Statements**  
**June 30, 2013**

**5. Changes in long-term liabilities**

Long-term liability activity for the year ended June 30, 2013 was as follows:

	<u>Beginning Balance</u>	<u>Additions</u>	<u>Reductions</u>	<u>Ending Balance</u>	<u>Due within One Year</u>
<b>Governmental activities:</b>					
Bonds payable	\$60,535,000	\$ -	\$(5,975,000)	\$54,560,000	\$5,955,000
Capital leases	1,831,435	-	(750,865)	1,080,571	481,111
Judgments payable	4,260,097	291,000	(2,005,882)	2,545,215	1,999,549
Compensated absences	<u>5,021,321</u>	<u>3,635,085</u>	<u>(3,409,035)</u>	<u>5,247,367</u>	<u>4,363,936</u>
Governmental activity Long-term liabilities	<u>\$71,647,853</u>	<u>\$3,926,082</u>	<u>\$(12,140,782)</u>	<u>\$63,433,152</u>	<u>\$12,799,595</u>
<b>Business-type activities:</b>					
Capital lease obligations	<u>\$14,250,000</u>	<u>\$ -</u>	<u>(1,155,000)</u>	<u>\$13,095,000</u>	<u>\$1,160,000</u>
Long-term liabilities	<u>\$14,250,000</u>	<u>\$ -</u>	<u>\$(1,155,000)</u>	<u>\$13,095,000</u>	<u>\$1,160,000</u>

For governmental activities, bonds and judgments are liquidated by ad valorem taxes through the Debt Service Fund, while capital leases and compensated absences are primarily liquidated by General Fund, Highway Cash, and Sheriff Special Revenue.

For governmental activities, the bonds payable reflected in the statements are net of unamortized bond premium of \$335,928, or \$54,895,928. For business-type activities, the capital lease obligations reflected in the statements are net of the amount deferred on lease refinancing of \$1,049,323, or \$12,045,677.

**G. Net Assets and Fund Balances**

At June 30, 2013, the government-wide net asset categories are comprised of the following components:

*Net Investment in Capital Assets – Governmental Activities*

Capital Related Assets:	
Capital Assets	\$220,809,930
Accumulated Depreciation	<u>(103,860,335)</u>
Capital Related Assets	\$116,949,595
Capital Related Debt:	
Bonds-Outstanding Principal	\$54,560,000
Capital Lease obligations (principal)	1,080,571
Portion of bonds not capital related	<u>(44,049,570)</u>
Capital Related Debt	\$11,591,001
Net Investment in Capital Assets	<u>\$105,358,595</u>

*Restricted Net Position- Governmental Activities*

General Government	
Resale Property	\$7,109,442
Records preservation	620,020
Public Safety	5,911,553
Roads & Highways	15,554,691
Capital Improvements	9,116,411
Debt Service	6,538,041

**OKLAHOMA COUNTY, OKLAHOMA**  
**Notes to the Financial Statements**  
**June 30, 2013**

Other Purposes	<u>893,160</u>
Total Restricted	<u>\$45,743,318</u>

*Unrestricted Net Position* \$(85,826,630)

*Total Net Position* \$ 65,275,283

The amount of negative Unrestricted Net Position reported for governmental activities is primarily a result of the \$44,049,570 of outstanding bonds, whose proceeds were used to acquire a capital facility that was transferred to the federal government, in addition to the net OPEB obligation of \$64,374,541 that has no corresponding plan assets held in trust. In both of these cases, the County is obligated for long-term debt and obligations for which no corresponding asset is reported, thereby creating a negative amount reported for unrestricted net position. None of the restricted net position as reported above are restricted by enabling legislation, all restrictions are imposed by state statutes.

*Net Investment in Capital Assets – Business-type Activities*

Capital Related Assets:	
Capital Assets	\$22,960,569
Accumulated Depreciation	<u>(9,139,422)</u>
Capital Related Assets	\$13,821,146

Deferred amount on lease refinancing \$1,049,323

Capital Related Debt:  
Capital lease obligations (principal) (13,095,000)

Net Investment in Capital Assets \$1,775,469

*Restricted Net Assets- Business-type Activities*

Debt Service	<u>\$ 3,754,058</u>
Total Restricted	<u>\$ 3,754,058</u>

*Unrestricted Net Position* \$ -

*Total Net Position* \$ 5,529,527



**OKLAHOMA COUNTY, OKLAHOMA**  
**Notes to the Financial Statements**  
**June 30, 2013**

Fund balances for all the major and nonmajor governmental funds as of June 30, 2013, were distributed as follows:

	Major Funds						Total
	General	Highway Cash	Resale Property	County Bonds	Debt Service Fund	Nonmajor Funds	
<b>Fund balances:</b>							
<b>Nonspendable:</b>							
Inventory	\$ 259,950	\$ 772,077	\$ -	\$ -	\$ -	\$ 306,128	\$ 1,338,155
<b>Restricted for:</b>							
General Government			7,109,442			2,072,004	9,181,446
Road and bridge construction & repair		9,856,733				4,008,959	13,865,692
Highway equipment		219,466				-	219,466
Highway special projects		222,967				-	222,967
Public Safety						267,268	267,268
Detention maintenance & operation						1,911,495	1,911,495
Law enforcement						1,783,858	1,783,858
Courthouse security						97,714	97,714
Court services						2,287,149	2,287,149
Debt service				6,197	6,538,041	-	6,544,238
Economic Development				2,011,336		2,932,927	4,944,263
Capital projects				58,090		1,901,328	1,959,418
Land clearing and acquisition						10,175	10,175
Subtotal	-	10,299,166	7,109,442	2,075,623	6,538,041	17,272,877	43,295,149
<b>Committed to:</b>							
Economic development				94,675			94,675
Self Insurance claims	1,167,025						1,167,025
Capital projects				489,485			489,485
Subtotal	1,167,025	-	-	584,160	-	-	1,751,184
<b>Assigned to:</b>							
General Government	242,365					-	242,365
Public Safety	60,774					-	60,774
Health & welfare	6,702					-	6,702
Capital projects	-					952,733	952,733
Subtotal	309,840	-	-	-	-	952,733	1,262,573
<b>Unassigned:</b>							
	10,284,244	-	-	-	-	-	10,284,244
<b>Total fund balances</b>	<b>\$ 12,021,059</b>	<b>\$ 11,071,243</b>	<b>\$ 7,109,442</b>	<b>\$ 2,659,783</b>	<b>\$ 6,538,041</b>	<b>\$ 18,531,738</b>	<b>\$ 57,931,306</b>

**Note IV. Other Information**

**A. Risk Management**

**Primary Government:**

Oklahoma County is exposed to various risks of loss related to torts; theft of, damage to, or destruction of assets; errors or omissions; injuries to employees; or acts of God. Significant losses are covered by commercial insurance for buildings and personal property. There have been no significant reductions in insurance coverage, and settlement amounts have not exceeded insurance coverage for the current year or the three prior years. The County currently is self-insured for health and dental benefits, worker's compensation and tort liability coverage.

The Health and Dental Plan was established by Oklahoma County to provide benefits for its employees, their dependents, eligible retirees and their survivors, participants covered under continuation of coverage, and

**OKLAHOMA COUNTY, OKLAHOMA**  
**Notes to the Financial Statements**  
**June 30, 2013**

employees on leave of absence as set forth in Title 11 O.S. 2001, §23-108. The majority of the cost of coverage for employees is paid by the County, and all other costs are intended to be an expense of the insured. Certain limitations are placed upon these benefits as to the amount of coverage and who may be covered in specific areas. Mutual Assurance Administrators, Incorporated is employed by Oklahoma County to administer the program. The administrator receives and pays claims from county funds based upon contract limitations. The administrator is responsible for insuring that claims are legitimate, based on enrollment information provided by the County and claims submitted by or on behalf of the claimant. The administrator receives a monthly fee for the services. The administrator also receives medical and life insurance premiums that are in turn remitted to Sunlife, the carrier of stop-loss and life insurance coverage for Oklahoma County employees, retirees and their survivors.

Workers' Compensation - In accordance with Title 85, of the Oklahoma State Statutes, employees are covered by the workers' compensation program at the expense of Oklahoma County at their date of employment. When an injury or work related illness occurs, an Occupational Injury Report is filed. There are three categories of compensation: (1) temporary total disability benefits equal to two-thirds of the employees' average weekly salary; and/or (2) one hundred percent (100%) of all medical bills paid; and/or (3) a permanent disability settlement. When an employee remains off work due to an occupational injury or illness, temporary total disability is paid until (a) the employee returns to full-time work with the employer; or (b) the employee requests a trial to determine permanent disability; or (c) the parties agree in writing that such payments may terminate; or (d) by court order. (Temporary total disability benefits may be terminated at any time without a court order in the case of an employee who has not filed a Form 3 or Form 3-b with the court.) The County employs Consolidated Benefit Resources as the administrator for the workers' compensation program at a monthly fee. In accordance with the contract, the administrator is responsible for opening the files, paying the medical bills and paying the time-loss claims and settlements incurred as a result of an accident or work-related illness.

Tort Claims - Under the Oklahoma constitutional and related state law, losses resulting from tort claim judgments rendered by a court of competent jurisdiction are required to be paid, with interest on the unpaid balance, through a statutorily-required levy of ad valorem taxes levied against all taxable County property and payable over a three year period. Estimated liabilities from tort claims are recorded as claims liability, until they are converted to a court judgment, at which time they are reported as judgment liabilities for which property taxes will be levied and collections will be used for the retirement of this liability. Tort claims incurred but not reported (IBNR) are not considered material to the financial statement for the year ended June 30, 2013.

**Component Unit:**

OCPBA is exposed to various risks of losses related to torts; thefts of, damage to, and destruction of assets; errors and omissions; injuries to employees; and natural disasters. OCPBA manages this risk through the purchase of commercial insurance policies paid for by Oklahoma County and subject to the terms of a management contract with Oklahoma County that obligates Oklahoma County to defend and pay for any litigation expense or judgment against OCPBA or its property upon demand.

**Recognition and Measurement of Claims Loss Expenses and Liabilities**

Claims losses are recognized when it is probable that a loss has occurred and the amount of the loss can be reasonably estimated. In determining claims expenses and liabilities, events that might create claims, but for which none have been reported, are also considered. For most claims self insured risks, liabilities for unpaid claims are estimates determined by independent actuaries using actuarial methods as follows: incurred loss development, paid loss development, frequency/severity, exposure/loss rate (incurred loss), and exposure/loss rate (paid loss).

**OKLAHOMA COUNTY, OKLAHOMA**  
**Notes to the Financial Statements**  
**June 30, 2013**

Unpaid Claims Liabilities

The following represent the changes in approximate aggregate liabilities for the County from July 1, 2012 to June 30, 2013:

<u>Health Care</u>	<u>2013</u>	<u>2012</u>
Unpaid Claims, beginning of fiscal year	\$2,216,000	\$ 2,782,532
Claims and changes in estimates	16,230,371	14,919,458
Claim payments	<u>(15,920,371)</u>	<u>(15,485,990)</u>
Unpaid claims, end of fiscal year	<u>\$2,526,000</u>	<u>\$2,216,000</u>
<u>Workers Compensation</u>		
Unpaid Claims, beginning of fiscal year	\$3,902,000	\$3,531,000
Claims and changes in estimates	893,069	1,571,685
Claim payments	<u>(983,069)</u>	<u>(1,200,685)</u>
Unpaid claims, end of fiscal year	<u>\$3,812,000</u>	<u>\$3,902,000</u>
<u>Tort Claims</u>		
Unpaid Claims, beginning of fiscal year	\$ 0	\$ 0
Claims and changes in estimates	0	0
Conversion of claim to judgment	<u>0</u>	<u>0</u>
Unpaid claims, end of fiscal year	<u>\$ 0</u>	<u>\$ 0</u>
Total current claims liability, end of fiscal year	<u>\$6,338,000</u>	<u>\$6,118,000</u>
Current liabilities	6,338,000	6,118,000
Noncurrent liabilities	<u>0</u>	<u>0</u>
Total claims liability	<u>\$6,338,000</u>	<u>\$6,118,000</u>

**B. Related Party Transactions**

Oklahoma County has entered into two capital lease agreements with the Oklahoma Industries Authority, as lessee, for the expansion and renovation of the Oklahoma County Juvenile Detention Center and for heating and cooling upgrades and electrical and plumbing renovations to County buildings (included in the discussion of leases in Note III.E.). The Oklahoma Industries Authority is a public trust created under applicable Oklahoma Statutes. It was created for the use and benefit of the Beneficiary, Oklahoma County, to finance, promote and aid in the development of industry and commerce as set forth in the trust indenture. The County has no significant influence over the management, budget or policies of the Oklahoma Industries Authority; therefore, it is not reported as a component unit. The lease for the Juvenile Center expansion is for 15 years with total principal payments of \$2,750,000. In FY 12-13 the County made the final lease payment in the amount of \$23,197.84 and the remaining balance was paid with the balance in reserve. The lease for the County buildings upgrades and renovations is for 15 years with total principal payments of \$4,765,000. As of June 30, 2013, the County had made lease payments in the amount of \$5,508,139, of which \$3,600,000 represents principal expenditure and \$1,908,138 represents interest expense. As discussed in Note III.E., this lease was refinanced in FY 11-12 for the purpose of reducing the interest costs on the debt and to achieve an economic savings.

**C. Commitments and Contingent Liabilities**

Federal Grants. The County receives financial assistance from the United States government in the form of grants. Amounts received or receivable from grantor agencies are subject to audit and adjustment by grantor

**OKLAHOMA COUNTY, OKLAHOMA**  
**Notes to the Financial Statements**  
**June 30, 2013**

agencies, principally the federal government. Any disallowed claims, including amounts already collected, may constitute a liability of the applicable funds. The amount, if any, of expenditures that may be disallowed by the grantor cannot be determined at this time although the government expects such amounts, if any, to be immaterial.

Litigation. The County is contingently liable for lawsuits and other claims in the ordinary course of its operations. The settlement of such contingencies under the budgetary process would require appropriation of revenues yet to be realized and would not materially affect the financial position of the County at June 30, 2013. The amount of possible tort claims liability at June 30, 2013, was approximately \$1,500,000, which is not accrued.

Encumbrances represent commitments related to unperformed contracts for goods or services. Encumbrance accounting under which purchase orders, contracts and other commitments for the expenditure of resources are recorded to reserve that portion of the applicable appropriation is utilized in the governmental funds. Encumbrances outstanding at year-end are not accounted for as expenditures and liabilities but rather as assigned if not already reported as restricted or committed fund balance . At June 30, 2013 the County had outstanding encumbrances in the following funds:

General Fund	\$309,842
Highway Cash	\$347,614
Resale	\$76,820
Non-major	<u>\$701,156</u>
Total	\$1,435,432

**D. Post Employment Benefits Other than Pensions**

Plan Description The County sponsors and administers a self-funded, single-employer defined health benefit plan providing medical, dental and vision plans for all eligible active and retired County employees and their dependents. A life insurance plan is offered to employees hired prior to February 1, 1987. The program is intended to offer comprehensive coverage of most life, medical with prescription drugs, dental and vision benefits. The pre Medicare medical claims are administered by HealthSmart Benefit Solutions. The dental coverage is provided through Delta Dental and the vision coverage is provided through Vision Service Plan.

Funding Policy. The County funds the benefits on a pay-as-you-go basis. Eligible employees are required to pay set premiums for a portion of the cost, with the County subsidizing the remaining costs. Contribution requirements are established and amended as needed by the Oklahoma County Budget Board on an annual basis. The premium rates are set and amended by the Budget Board and approved by the Board of County Commissioners. The required monthly contribution rates of the plan members for 2013 range from \$88 to \$353 for active employees and retirees and \$617 to \$1,440 for COBRA participants. In prior years the General Fund has been used to liquidate the Net OPEB Obligation.

Annual OPEB Cost and Net OPEB Obligation. The County's annual OPEB cost is equal to the annual required contribution (ARC), an amount actuarially determined in accordance with the parameters of GASB Statement 45, plus one year's interest on the beginning balance of the net OPEB obligation, and minus an adjustment to the ARC. The ARC represents a level of funding that, if paid on an ongoing basis, is projected to cover the normal cost of each year and any unfunded actuarial liabilities amortized over thirty years.

**OKLAHOMA COUNTY, OKLAHOMA**  
**Notes to the Financial Statements**  
**June 30, 2013**

The following table shows the components of the County's annual OPEB cost for the year, the amount contributed to the plan, and changes in the County's net OPEB obligation to the retiree health plan:

	<u>2013</u>
Annual required contribution	\$18,347,931
Interest on prior year net OPEB obligation	1,871,175
Adjustment to annual required contribution	<u>(1,210,029)</u>
Annual OPEB cost	\$19,009,077
Employer contributions	<u>3,885,000</u>
Increase in net OPEB obligation	\$15,124,077
Beginning Net OPEB obligation	<u>49,250,464</u>
Ending Net OPEB obligation	<u>\$64,374,541</u>

The County's annual OPEB cost, the percentage of annual OPEB cost contributed to the plan, and the net OPEB obligation for the current and prior year's are as follows:

<u>Fiscal Year</u> <u>Ended</u>	<u>Annual</u> <u>OPEB Cost</u>	<u>Percentage of</u> <u>Annual OPEB</u> <u>Cost Contributed</u>	<u>Net OPEB</u> <u>Obligation</u>
6/30/2013	\$18,361,539	21.2%	\$64,374,541
6/30/2012	\$17,506,704	22.3%	\$49,898,002
6/30/2011	\$14,250,301	25.5%	\$36,302,298

Funded Status and Funding Progress. The unfunded actuarial accrued liability is being amortized as a level of percentage of expected payroll on a closed basis over thirty years, beginning July 1, 2011. As of July 1, 2013 the funded status of the retiree health plan was as follows:

Actuarial accrued liability (AAL)	\$196,268,552
Actuarial value of plan assets	<u>-</u>
Unfunded actuarial accrued liability (UAAL)	<u>\$196,268,552</u>
Funded ratio (actuarial value of plan assets/AAL)	0.0%
Annual covered payroll (active plan members)	\$52,627,666
UAAL as a percentage of annual covered payroll	373%

Because the County has elected a pay-as-you-go funding policy for these post employment benefits, there are no plan assets set aside for future benefits. As a result, the UAAL and the AAL are the same amounts.

The AAL as reported in the most recent actuarial report increased from \$184.2 million on July 1, 2011 to \$196.2 million on July 1, 2013 as a result of a number of changes in actuarial assumptions and estimates including changes in election percentages, change in discount rate assumption, demographic experience gains and losses, higher than expected claims, lower than expected premiums, and changes in the mortality assumption. The latest actuarial valuation for the OPEB plan was as of July 1, 2013.

The schedule of funding progress, presented as required supplementary information following the notes to the financial statements, presents multi-year trend information about whether the actuarial value of plan assets is increasing or decreasing over time relative to the actuarial accrued liabilities for benefits.

Actuarial Methods and Assumptions. Actuarial valuations of an ongoing plan involve estimates of the value of reported amounts and assumptions about the probability of occurrence of events far into the future. Examples include assumptions about future employment, mortality and healthcare cost trends. Amounts determined

**OKLAHOMA COUNTY, OKLAHOMA**  
**Notes to the Financial Statements**  
**June 30, 2013**

regarding the funded status of the plan and the annual required contribution of the employer are subject to continual revision as actual results are compared with past expectations and new estimates are made about the future.

The actuarial methods and assumptions used include techniques that are designed to reduce short-term volatility in actuarial liabilities and actual value of assets, consistent with long-term perspective of the calculations.

In the actuarial valuation as of July 1, 2013, the projected unit credit (PUC) actuarial cost method with linear proration to decrement was used to measure the actuarial liabilities of the plan. Under the principles of the PUC method, the actuarial present value of the projected benefits of each individual included in the valuation is allocated pro-rata to each year of service between entry age and assumed exit. The portion of this actuarial present value allocated to a valuation year is called the normal cost. For actuarial purposes several significant assumptions affecting the valuation results including the medical claims costs assumptions, the medical trend assumptions and the discount rate. The 2013 ARC was based on a 3.75% discount rate, a 3.0% salary growth rate and a 2.8% rate of inflation. The medical trend rate is established using the Getzen Model with the trend rate beginning in 2014 at 7.2% pre and post-Medicare eligible, grading to 4.7% over 72 years. Dental and Vision Trend rate is assumed to be 5%. Retiree premiums are assumed to increase at the same trend as the respective expected claims cost. It was assumed that 75% of future retired participants would opt for retiree health care coverage, and 100% of current retired participants would continue coverage. It was also assumed that 45% of future retirees who opt for health care coverage would cover a spouse at retirement. Current retirees spousal coverage was based upon their current coverage status.

No separate audited financial statements are prepared for the plan.

Deferred Compensation Plan. The County offers its employees a deferred compensation plan created in accordance with Internal Revenue Code, Section 457. The plan, available to all County employees, permits them to defer a portion of their salary until future years. Participation in the plan is optional. The deferred compensation is not available to employees until termination, retirement, death or an unforeseeable emergency.

In the 98-99 fiscal year, the County implemented Governmental Accounting Standards Board Statement No. 32, "Accounting and Financial Reporting for Internal Revenue Code Section 457 Deferred Compensation Plans". As a result, the County's 457 plan is no longer reflected in the agency fund of the county's financial statements since all assets are held in trust by a third party.

#### **E. Employees' Retirement Plans**

Retirement Plans. In accordance with Oklahoma Statutes, Oklahoma County maintains two single-employer public employee retirement plans. One plan, a defined benefit pension plan (the DB Plan) covers participants with retirement, death and disability benefits. Effective November 1, 1991, under House Bill 1226, County employees were given the option to join a defined contribution plan (the DC Plan). Both systems are administered by a nine-member Board of Trustees which includes the Chairman of the Board of County Commissioners, the County Treasurer, the County Clerk, two members appointed by the Board of County Commissioners, and four members elected from all eligible full-time employees. Fund policies, contribution requirements and plan provisions are determined by this board, although the Board of County Commissioners has overriding authority. The financial statements and description of these plans are presented below.

**OKLAHOMA COUNTY, OKLAHOMA**  
**Notes to the Financial Statements**  
**June 30, 2013**

**COMBINING STATEMENT OF PENSION TRUST FUNDS NET ASSETS**  
**FOR THE YEAR ENDED JUNE 30, 2013**

	Defined Benefit Retirement Plan	Defined Contribution Retirement Plan	Total Pension Trust Funds
<b>ASSETS</b>			
Cash and cash equivalents	\$ 5,730,299	\$ -	\$ 5,730,299
Interest receivable	13,496	-	13,496
Investments, at fair value			
Certificate of deposits	475,000	-	475,000
Judgments	2,545,215	-	2,545,215
Mutual funds	-	79,600,369	79,600,369
Loans to participants	-	8,181,906	8,181,906
Total investments	<u>3,020,215</u>	<u>87,782,275</u>	<u>90,802,490</u>
Total assets	<u>\$ 8,764,010</u>	<u>\$ 87,782,275</u>	<u>\$ 96,546,285</u>
<b>LIABILITIES</b>			
Accounts Payable	<u>\$ -</u>	<u>\$ -</u>	<u>\$ -</u>
<b>NET ASSETS</b>			
Assets held in trust for pension benefits and other purposes	<u>\$ 8,764,010</u>	<u>\$ 87,782,275</u>	<u>\$ 96,546,285</u>

**COMBINING STATEMENT OF CHANGES IN PENSION TRUST FUNDS NET ASSETS**  
**FOR THE YEAR ENDED JUNE 30, 2013**

	Defined Benefit Retirement Plan	Defined Contribution Retirement Plan	Total Pension Trust Funds
<b>ADDITIONS</b>			
Contributions:			
Employer	\$ 1,126,635	\$ 5,015,066	\$ 6,141,701
Investment earnings:			
Interest	234,218	264,484	498,702
Net increase (decrease) in the fair value of investments	-	7,660,530	7,660,530
Total investment earnings (loss)	<u>234,218</u>	<u>7,925,014</u>	<u>8,159,232</u>
Less investment expense	-	-	-
Net investment earnings (loss)	<u>234,218</u>	<u>7,925,014</u>	<u>8,159,232</u>
Total additions	<u>1,360,853</u>	<u>12,940,080</u>	<u>14,300,933</u>
<b>DEDUCTIONS</b>			
Benefits	2,232,269	4,660,731	6,893,000
Administrative expenses	10,842	254,158	265,000
Total deductions	<u>2,243,111</u>	<u>4,914,889</u>	<u>7,158,000</u>
Change in net assets	(882,258)	8,025,191	7,142,933
Net position-beginning	<u>9,646,268</u>	<u>79,757,084</u>	<u>89,403,352</u>
Net position-ending	<u>\$ 8,764,010</u>	<u>\$ 87,782,275</u>	<u>\$ 96,546,285</u>

**OKLAHOMA COUNTY, OKLAHOMA**  
**Notes to the Financial Statements**  
**June 30, 2013**

**1. Defined Benefit Retirement Plan**

Plan Description and Provisions

Benefits are fully vested at the end of eight years of participation.

As of June 30, 2013, employee membership data related to the Plan was as follows:

Retirees and beneficiaries currently receiving benefits	147
Terminated employees entitled to but not yet receiving benefits	19
Active plan participants	<u>4</u>
Total	<u>170</u>

Those persons eligible for retirement benefits are as follows:

- a. Employee shall have reached the age of sixty-two (62) years and shall have been employed for a period of at least eight (8) years with Oklahoma County, the last two (2) years of service shall have been consecutive immediately preceding such retirement, and service with the County shall have ceased.
- b. Any employee who shall have completed eight (8) years of service as a County employee, the last two (2) years of which were consecutive, and who at the time of completing such eight (8) years of service shall not have reached the age of sixty-two (62) years, may elect to retire, such retirement benefits to begin when County employee shall have attained the age of sixty-two (62) years, provided that such election shall be in writing upon such forms as the Board of Trustees shall direct.
- c. Any employee who shall have completed thirty (30) years of service as a County employee, the last two (2) years of which were consecutive and attained age of fifty-five (55).
- d. Any employee whose age and years of creditable service with the County equal eighty (80).
- e. Any employee of the County covered by this who shall have completed eight (8) years of employment with this County and who by reason of disability shall become disabled to such an extent as to be unable to perform his/her duties as an employee may be entitled to disability retirement, and to such benefits as the Board of Trustees shall determine; provided, however, that the Board of Trustees shall find that said disability is total and permanent.

Disability Benefits

(1) Any employee of the County making an application for disability benefits may be required to provide the Board of Trustees sworn affidavits of at least two (2) physicians selected by the applicant at his own expense and showing that, in the opinion of such physicians, such disability is total and permanent in its nature.

(2) The Board may, if it so desires, appoint two (2) licensed physicians of its own choosing to examine the employee and such employee shall consent to said examination, and after such examination, if the said four (4) physicians be equally divided in their opinion the Trustees shall appoint a fifth (5th) licensed physician, the employee consenting to such examination. The question of eligibility, by reason of total permanent disability, shall be decided by the Board of Trustees after evaluation of opinion of all examining physicians.



**OKLAHOMA COUNTY, OKLAHOMA**  
**Notes to the Financial Statements**  
**June 30, 2013**

An income average shall be used by calculating the average income of the highest three (3) years for said employee during participation in said retirement system. Upon completion of each of the following years the listed percentages shall apply:

Year	<u>8<sup>th</sup></u>	<u>9<sup>th</sup></u>	<u>10<sup>th</sup></u>	<u>11<sup>th</sup></u>	<u>12<sup>th</sup></u>	<u>13<sup>th</sup></u>	<u>14<sup>th</sup></u>	<u>15<sup>th</sup></u>
Percentages	21.31%	23.98%	26.65%	29.32%	31.99%	34.66%	37.33%	40.00%

Sixteen (16) through thirty (30) years - an additional two percent (2%) of highest three (3) years average income per year.

For all years service after thirty (30) years, an additional one percent (1%) for each year's service. The sum of all creditable service shall not exceed thirty-five (35) years.

Death Benefits

If a married employee has completed eight years service but dies before he reaches the age of retirement, the surviving spouse shall receive benefits equal to 66 2/3% of benefits to be received by the employee under the plan at the assumed date of retirement.

If an employee receiving or eligible to receive retirement benefits dies, the surviving spouse shall receive retirement benefits in the amount of 66 2/3% of benefits the deceased was receiving, or was entitled to receive, for the remainder of the natural life of the surviving spouse.

Administrative Cost

Plan administration costs are paid by the county.

Summary of Significant Accounting Policies

Accrual Method of Accounting

The Employees' Retirement System of Oklahoma County financial statements are prepared on the accrual basis of accounting. Employer contributions are recognized in the period in which contributions are due and the County has made a formal commitment to provide the contributions. Benefits and refunds are recognized when due and payable in accordance with the terms of the plan. Investment income is recognized as earned. The net appreciation or depreciation in the fair value of investments is recorded to investment income based on the valuation of investments at fiscal year-end.

Investments

Investments are reported at fair value. At June 30, 2013, no investments in any one organization, excluding U.S. government securities, represents 5% or more of the net assets available for pension benefits. There are no investments in loans to or leases with related parties.

The Employees' Retirement System of Oklahoma County issues a publicly available financial report that includes financial statements and required supplementary information. That report may be obtained from the Oklahoma County Clerk's Office.

Funding Policy. Contributions are actuarially determined, and the plan is funded at the annual required contribution level as determined by the actuary.

As specified by the Plan, Oklahoma County contributes an amount equal to 12% of the annual compensation of its participating active employees' salary to the Plan. If an employee terminates employment with less than 8 years of service, he or she is entitled to receive only their actual contributions. In 1981, the Plan was amended to allow

**OKLAHOMA COUNTY, OKLAHOMA**  
**Notes to the Financial Statements**  
**June 30, 2013**

participating employees who were fifty-five years old or over and had fifteen years service to freeze their benefits at the level in effect at that time. No further employee contributions are required. During the fiscal year ended June 30, 2013, County contributions were \$830,192. Total payroll for employees covered by the plan was \$214,192.

Actuarial Present Value of Accumulated Plan Benefits

Accumulated plan benefits as of the end of the year are those future periodic payments that are attributable under the Plan's provisions to the service employees have rendered and include benefits expected to be paid to (a) retired employees, (b) beneficiaries of employees who have died, and (c) present employees or their beneficiaries.

Benefits under the Plan are based on the average of the employees' three highest years' compensation. The accumulated plan benefits for active employees are based on current compensation. Benefits payable under all circumstances - retirement, death, and disability - are included to the extent they are deemed attributable to employee service rendered to the end of the year.

The actuarial present value of accumulated plan benefits was determined by Nyhart. The actuarial assumptions used in the valuation are intended to estimate future experience affecting projected benefit flow and investment earnings. The required contribution was determined by the actuarial valuation as of June 30, 2013 using the entry age normal actuarial cost method. Under this cost method, the actuarial present value of the projected benefits of each individual included in the valuation is allocated on a level basis over the earnings of the individual between entry age and assumed exit age. The portion of this actuarial present value allocated to a valuation year is called the Normal Cost. The portion of the actuarial present value not provided for at the valuation date by future Normal Costs is called the Actuarial Liability. The actuarial assumptions included (a) 5.75 percent investment rate of return, (b) projected salary increases of 5 percent per year, (c) an annual inflation rate of 2.75% and (d) no cost of living adjustment. The actuarial value of assets was determined by market value. The unfunded actuarial accrued liability is being amortized over 30 years and a level dollar amount was utilized.

Annual Pension Cost and Net Pension Asset. The County's annual pension cost and net pension asset for the current year and the prior year are as follows:

	2013	2012
Annual required contribution	\$692,283	\$692,283
Interest on net pension asset	(210,884)	(193,160)
Adjustments to annual required contribution	355,891	246,214
Annual pension cost	837,290	745,337
Contributions made	1,126,635	830,192
Increase (decrease) in net pension asset	289,345	84,855
Net pension asset beginning of year	3,764,084	3,679,229
Net pension asset end of year	\$4,053,429	\$3,764,084

The annual required contribution for the current year was determined as part of the June 30, 2013 actuarial valuation using the assumptions cited above.

Three Year Trend Information

Fiscal Year Ending	Annual Pension Cost (APC)	Percentage of APC Contributed	Net Pension Asset
2011	\$792,687	104.9%	\$3,679,229
2012	\$745,337	111.4%	\$3,764,084
2013	\$837,290	134.6%	\$4,053,429

**OKLAHOMA COUNTY, OKLAHOMA**  
**Notes to the Financial Statements**  
**June 30, 2013**

Funded Status and Funding Progress. The unfunded actuarial accrued liability is being amortized under the entry age normal cost method over a period of thirty years. As of July 1, 2013 the funded status of the retirement plan was as follows:

	<u>2013</u>
Actuarial accrued liability (AAL)	\$19,118,801
Actuarial value of plan assets (AVA)	<u>(\$8,763,869)</u>
Unfunded actuarial accrued liability (UAAL)	\$10,354,932
Funded ratio (actuarial value of plan assets/AAL)	45.8%
Annual covered payroll (active plan members)	\$214,192
UAAL as a percentage of annual covered payroll	4,834.4%

The schedule of funding progress, presented as required supplementary information following the notes to the financial statements, presents multi-year trend information about whether the actuarial value of plan assets is increasing or decreasing over time relative to the actuarial accrued liabilities for benefits.

A copy of the Defined Benefit Plan audit report can be obtained from the Finance Department of the Oklahoma County Clerk, 320 Robert S. Kerr, Room 203, Oklahoma City, OK 73102.

**2. Defined Contribution Retirement Plan**

Plan Description and Provisions. The Defined Contribution Plan is administered by Investrust. The County is responsible for making contributions as determined by written action of the County.

Eligibility for the Defined Contribution Plan. A full time employee shall be eligible to participate in the Plan, if actively employed after June 30, 1991, or on a leave of absence authorized by the Employer on that date. For purposes of determining eligibility, consecutive service prior to Retirement is not required.

Benefits of the Defined Contribution Plan are as follows:

- a. A Participant shall be entitled to receive the amount of their account, subject to vesting restrictions when their age plus years of service at least totals sixty (60), or if a participant’s employment is terminated at an earlier age as the result of a Total and Permanent Disability.
- b. If a participant shall continue in active employment following their Normal Retirement Date, they shall continue to participate in the Plan. Upon actual retirement, such participant shall be entitled to receive the entire amount of their contribution account as of their actual retirement date.
- c. Upon the death of a vested participant, their beneficiary shall be entitled to receive the entire amount of the participant’s vested contribution account.
- d. If a participant’s employment with the employer is terminated before their Normal Retirement Date for any reason other than Total and Permanent Disability or death, they shall be entitled to an amount equal to the “vested percentage” of their contribution account as set out in the Cash Out Policy.

**OKLAHOMA COUNTY, OKLAHOMA**  
**Notes to the Financial Statements**  
**June 30, 2013**

A participant shall have vested and nonforfeitable rights in all or part of his account represented by Employer Contributions. Beginning November 1, 2005, per Title 19 Chapter 25 § 956.2, any Participant hired prior to November 1, 2005, will receive contributions as set forth by the percentages in the applicable table here after set forth:

The Defined Contribution Plan allows for partial vesting as provided in the following schedule:

1. Twenty percent (20%) vesting upon the completion of two (2) years of service;
2. Forty percent (40%) vesting upon the completion of three (3) years of service;
3. Sixty percent (60%) vesting upon the completion of four (4) years of service;
4. Eighty percent (80%) vesting upon the completion of five (5) years of service;
5. One hundred percent (100%) vesting upon the completion of (6) years of service.

If partially vested upon termination, the vested portion is retained in the individual’s account, while the non-vested portion will be forfeited upon the expiration of a six (6) month break in service. A plan participant whose employment terminates prior to approval from the Retirement Board to receive retirement benefits or who is no longer eligible to receive retirement benefits due to a change in employment may, after twelve (12) months from termination or change in status date, elect to withdraw one hundred percent (100%) of the employee’s vested interest in the Retirement Plan.

- e. After the expiration of the twelve (12) month break in service, the amounts forfeited shall be used to offset prospective Employer contributions or to pay expenses associated with the Retirement Plan.

Any Participant hired on or after November 1, 2005, will be fully vested after five (5) years of service. The percentages in the applicable table hereafter set forth:

Years of Credited Service	Percentage of Employer Contributions Vested
0-5	0%
5	100%

Distribution of benefits under the Defined Contribution Plan to or for the benefit of the Participant shall be made by one of the following methods:

1. A lump sum distribution of the entire Account Balance, payable immediately.
2. An installment distribution consisting of approximately equal installments for a term not extending beyond the joint life expectancy (as calculated in accordance with Internal Revenue Service’s Regulations on the Initial Distribution Date) of the Participant and their spouse.
3. Immediate Life Annuity – Certain with monthly payments guaranteed for lifetime, or a specified amount of months, if longer.
4. Immediate Annuity – Certain with a choice of monthly payments guaranteed.
5. Immediate Joint and Survivor-Life Annuity with monthly payments guaranteed for participants lifetime and that of the contingent annuitant following death. Payments made to contingent annuitant will be equal to a percentage of the monthly payment received by participant.
6. Immediate Joint and Survivor-Life Annuity with monthly payments guaranteed for the lifetime of participant and that of the contingent annuitant following participant death, or for certain amount of months chosen, if longer.

**OKLAHOMA COUNTY, OKLAHOMA**  
**Notes to the Financial Statements**  
**June 30, 2013**

7. Systematic payments of specified amounts until account is exhausted.
8. A single lump sum, of a specified amount, payable immediately, and systematic payments of specified amounts until account is exhausted.
9. An installment distribution consisting of approximately equal installments for a term not extending beyond the life expectancy (as calculated in accordance with Internal Revenue Service's Regulations) on the Initial Distribution Date of the participant and their spouse.

Summary of Significant Accounting Policies

Accrual Method of Accounting

The Employees' Retirement System of Oklahoma County financial statements are prepared on the accrual basis of accounting. Contributions are recognized as revenue in the period in which the employees provide services. Investment income is recognized as earned. The net appreciation or depreciation in the fair value of investments is recorded to investment income based on the valuation of investments at fiscal year-end.

Investments

Investments are reported at fair value. At June 30, 2013, no investments in any one organization, excluding U.S. government securities, represents 5% or more of the net assets available for pension benefits. There are no investments in loans to or leases with related parties.

Loans to Participants. During the 1998-99 fiscal year the Plan was amended to include a participant Loan Policy which states that each Plan Participant with a fully or partially vested account balance is eligible to participate. The maximum loan amount is the lesser of \$25,000 or 50% of the Participant's vested account balance. The minimum loan amount is \$1,000. The interest rate charged is the National Prime Rate of Interest and will be fixed for the life of the loan. During the current fiscal year a total of \$5,353,654 was loaned to participants, making total outstanding loans to participants at June 30, 2013 \$8,181,906.

Contribution Requirements and Contributions Made. As specified by the Plan, Oklahoma County contributes an amount equal to 12% of the annual compensation of its participating employees' salary to the Plan. During the fiscal year ending June 30, 2013, County contributions were \$5,015,066. The forfeiture account is a trust fund maintained by the Plan Administration and contains amounts previously contributed by the County but forfeited by terminated employees who had not become fully vested, or eligible to receive the total amount contributed by the County. Retirement benefits due to employees and beneficiaries at June 30, 2013 were \$87,782,275 at fair value, and are accounted for in a pension trust fund.

*Required  
Supplementary  
Information*



**OKLAHOMA COUNTY, OKLAHOMA  
EMPLOYEES' DEFINED BENEFIT RETIREMENT PLAN  
REQUIRED SUPPLEMENTARY INFORMATION  
JUNE 30, 2013**

**SCHEDULE OF FUNDING PROGRESS**

Actuarial Valuation Date	Net Assets Available for Benefits	Actuarial Accrued Liability	Unfunded Actuarial Liability	Funded Ratio	Annual Covered Payroll	Unfunded Actuarial Liability as a percentage of Covered Payroll
6/30/13	\$ 8,763,869	\$ 19,118,801	\$ 10,354,932	45.8%	\$ 214,192	4834.4%
6/30/12	9,646,268	19,165,012	9,518,744	50.3%	202,984	4689.4%
6/30/11	10,829,218	21,261,680	10,432,462	50.9%	254,120	4105.3%
6/30/10	12,038,841	22,633,034	10,594,193	53.2%	235,296	4502.5%
6/30/09	13,219,068	22,408,204	9,189,136	59.0%	340,692	2697.2%
6/30/08	14,141,109	23,956,305	9,815,196	59.0%	605,412	1621.2%

**SCHEDULE OF EMPLOYER CONTRIBUTIONS**

Fiscal Year <u>Ending</u>	Annual Required <u>Contribution</u>	Actual <u>Contribution</u>	Percentage <u>Recognized</u>
6/30/13	\$ 777,390	\$ 1,126,635	144.9%
6/30/12	692,283	830,192	119.9%
6/30/11	740,206	831,679	112.4%
6/30/10	701,105	709,032	101.1%
6/30/09	771,560	863,045	111.9%
6/30/08	665,111	740,281	111.3%

**OKLAHOMA COUNTY, OKLAHOMA  
OTHER POST EMPLOYMENT BENEFITS  
REQUIRED SUPPLEMENTARY INFORMATION  
JUNE 30, 2013**

**SCHEDULE OF FUNDING PROGRESS**

Actuarial Valuation Date	Actuarial Value of Assets	Actuarial Accrued Liability	Unfunded Actuarial Accrued Liability	Funded Ratio	Covered Payroll	UAAL as a percentage of Covered Payroll
7/1/2013	\$0	\$183,331,002	\$183,331,002	0.0%	\$ 52,627,666	348.4%
7/1/2011	\$0	\$184,191,115	\$184,191,115	0.0%	\$ 51,121,341	360.3%
7/1/2009	\$0	\$135,604,378	\$135,604,378	0.0%	\$ 50,336,973	269.4%

**NOTES TO THE SCHEDULE OF FUNDING PROGRESS**

Unfunded Actuarial Accrued Liability (UAAL), July 1, 2011	\$184,191,115
Expected UAAL, July 1, 2013	211,136,573
Changes:	
Gain from removal of life insurance liability	(1,267,323)
Change due to new withdrawal and disability rates	2,727,441
Change due to new retirement rates	(11,642,227)
Change in claims/premiums	(33,843,952)
Change to reset trend rates	6,823,085
Demographic changes	9,397,405
Total Changes	<u>\$ (27,805,571)</u>
UAAL, July 1, 2013	<u><u>\$ 183,331,002</u></u>

The AAL and UAAL as of the July 1, 2013 actuarial valuation changed significantly from the previous valuation as explained below.

With retirees paying a premium which covers the cost of the retiree life insurance, this benefit and the resulting liability have been removed from the GASB 45 valuation which reduced the unfunded by \$1,267,323.

The state pension system (PERS) updated their actuarial assumptions for withdrawal, disability and expected retirement rates. The assumptions have been updated for this valuation. The new withdrawal and disability rates increased the unfunded by \$2,727,441 while the new retirement rates decreased the unfunded by \$11,642,227.

There was a large gain due to the actual claims paid during the prior year compared to what was expected to be paid. The better than expected experience decreased the unfunded liability by \$33,843,952 for this valuation.

The trend rates from the prior valuation were reset which increased the unfunded liability by \$6,823,085.

Changes in the plan demographics from the July 1, 2011 valuation resulted in a \$9,397,405 increase in the unfunded liability.



**OKLAHOMA COUNTY, OKLAHOMA  
GENERAL FUND  
BUDGET TO ACTUAL COMPARISON SCHEDULE  
FOR THE YEAR ENDED JUNE 30, 2013**

	<u>Budgeted Amounts</u>		<u>Actual Amounts/ Budgetary Basis</u>	<u>Variance with Final Budget- Positive (Negative)</u>
	<u>Original</u>	<u>Final</u>		
<b>REVENUES</b>				
<b>Property taxes</b>				
Advalorem Tax - Current	\$ 55,204,333	\$ 55,705,674	\$ 59,009,262	\$ 3,303,588
Advalorem Tax - Prior	1,732,842	1,779,424	1,720,080	(59,344)
Protest Tax Released	-	-	-	-
Misc Property Taxes	396,745	482,411	445,190	(37,221)
<b>Total Property taxes</b>	<u>57,333,919</u>	<u>57,967,508</u>	<u>61,174,532</u>	<u>3,207,024</u>
<b>Charges for services</b>				
County Clerk Fees	3,556,775	3,692,111	4,601,574	909,463
County Treasurer Fees	5,005	3,889	4,447	558
Public Records	6,746	5,750	8,929	3,179
Miscellaneous Charge for Services	355	2,267	1,446	(821)
<b>Total Charges for Services</b>	<u>3,568,881</u>	<u>3,704,018</u>	<u>4,616,396</u>	<u>912,378</u>
<b>Intergovernmental revenues</b>				
Motor Vehicle Stamps	278,254	281,868	344,483	62,615
Motor Vehicle Collections	930,204	948,053	1,095,619	147,566
Revaluation - Cities & Schools	3,038,011	3,046,549	3,046,549	0
Juvenile Detention-Lunches	102,578	100,622	117,133	16,511
Juvenile Detention Services	2,431,328	2,617,295	2,610,144	(7,151)
Juv. Justice - Maintenance	57,466	57,466	55,621	(1,845)
Juv. Justice - DHS Rent	517,852	517,852	517,852	0
Juv. Justice - Alt Detention/Transportation	13,983	17,414	13,928	(3,486)
Juvenile - Link	15,383	14,517	10,856	(3,661)
Sheriff-SCAAP Grant	-	-	54,893	54,893
D A Revolving	150,000	150,000	110,053	(39,947)
Election Board - Salary	75,712	75,669	75,669	(0)
Election Board - Expense	13,818	17,461	72,487	55,026
Election Board - Municipality Reimb	-	49,735	30,574	(19,161)
Court Fund Maintenance	716,093	716,093	711,239	(4,854)
Court Revolving Fund reimb	400,000	400,000	100,000	(300,000)
Pharmacy Reimb	225,000	225,000	249,805	24,805
<b>Total Intergovernmental revenues</b>	<u>8,965,683</u>	<u>9,235,593</u>	<u>9,216,905</u>	<u>(18,688)</u>
<b>Interest income</b>	<u>75,000</u>	<u>75,000</u>	<u>71,777</u>	<u>(3,223)</u>
<b>Miscellaneous revenue</b>				
Public Building Authority Admin Overhead	50,000	50,000	50,000	-
Public Building Authority Utility Reimb	74,642	80,214	90,344	10,130
Royalty	106,903	104,256	94,480	(9,776)
Rental	87,977	78,455	81,338	2,883
Retirement Reimb for Bailiff's	3,973	7,946	3,973	(3,973)
911 Assoc	7,315	7,222	6,557	(665)
Remington Park - Admission Fees	41,931	42,691	41,332	(1,359)
Miscellaneous Reimbursements	41,720	37,548	151,768	114,220
<b>Total Miscellaneous revenues</b>	<u>414,462</u>	<u>408,333</u>	<u>519,792</u>	<u>111,459</u>
<b>Total revenues</b>	<u>\$ 70,357,945</u>	<u>\$ 71,390,452</u>	<u>\$ 75,599,402</u>	<u>\$ 4,208,950</u>

See the notes to these required supplementary information schedules.

**OKLAHOMA COUNTY, OKLAHOMA  
GENERAL FUND  
BUDGET TO ACTUAL COMPARISON SCHEDULE  
FOR THE YEAR ENDED JUNE 30, 2013**

	<u>Budgeted Amounts</u>		<u>Actual Amounts/ Budgetary Basis</u>	<u>Variance with Final Budget- Positive (Negative)</u>
	<u>Original</u>	<u>Final</u>		
<b>EXPENDITURES</b>				
Current:				
<b>General government</b>				
General government:				
Salary and Wages	1,200	1,200	1,200	-
Fringe Benefits	4,069	4,069	4,065	4
Travel	-	-	-	-
Operating Expenditures	6,982,935	7,092,738	5,197,393	1,895,345
Capital Outlay	-	4,500	4,460	40
County commissioners:				
Salary and Wages	368,368	381,422	381,171	251
Fringe Benefits	108,684	108,901	103,752	5,150
Travel	21,600	21,600	21,600	-
Operating Expenditures	7,610	7,610	6,205	1,405
Capital Outlay	1,500	1,490	1,406	84
Assessor regular:				
Salary and Wages	1,508,958	1,522,589	1,522,166	423
Fringe Benefits	563,870	575,509	573,100	2,409
Travel	15,389	15,789	15,627	163
Operating Expenditures	158,812	142,212	141,471	741
Capital Outlay	19,432	26,432	26,375	57
Assessor revaluation:				
Salary and Wages	2,028,886	2,048,906	2,034,302	14,604
Fringe Benefits	848,988	807,922	800,130	7,792
Travel	95,050	105,050	95,854	9,196
Operating Expenditures	484,839	464,839	464,639	200
Capital Outlay	27,000	82,000	81,270	730
Treasurer:				
Salary and Wages	312,203	323,361	320,605	2,756
Fringe Benefits	106,912	113,412	113,122	290
Travel	4,800	4,800	4,800	-
Operating Expenditures	150,190	150,190	140,571	9,619
Capital Outlay	4,000	4,000	3,074	926
Court clerk:				
Salary and Wages	4,005,436	4,041,678	3,763,164	278,514
Fringe Benefits	1,652,330	1,659,451	1,626,856	32,595
Travel	10,000	8,000	7,522	478
Operating Expenditures	188,859	190,859	190,294	565
Capital Outlay	-	-	-	-
County clerk:				
Salary and Wages	1,911,250	1,940,950	1,940,627	323
Fringe Benefits	681,097	673,487	670,111	3,376
Travel	15,500	15,789	15,789	-
Operating Expenditures	178,749	181,449	181,420	29
Capital Outlay	32,777	32,777	32,415	362
Excise & equalization:				
Salary and Wages	26,625	17,000	14,675	2,325
Fringe Benefits	2,037	1,301	1,123	178
Travel	5,619	3,424	2,001	1,423
Operating Expenditures	9,480	7,037	6,713	323
Capital Outlay	5,200	20,200	17,855	2,345
County audit:				
Salary and Wages	488,472	502,524	250,000	252,524
Fringe Benefits	-	-	-	-
Travel	3,000	3,000	-	3,000
Operating Expenditures	46,603	46,603	26,697	19,906
Capital Outlay	4,930	4,930	3,154	1,776
District attorney - state:				
Salary and Wages	-	-	-	-
Fringe Benefits	-	-	-	-
Travel	-	-	-	-
Operating Expenditures	135,000	135,000	82,388	52,612
Capital Outlay	15,000	15,000	13,982	1,018

See the notes to these required supplementary information schedules.

**OKLAHOMA COUNTY, OKLAHOMA  
GENERAL FUND  
BUDGET TO ACTUAL COMPARISON SCHEDULE  
FOR THE YEAR ENDED JUNE 30, 2013**

	<u>Budgeted Amounts</u>		<u>Actual Amounts/ Budgetary Basis</u>	<u>Variance with Final Budget- Positive (Negative)</u>
	<u>Original</u>	<u>Final</u>		
District attorney - county:		-		
Salary and Wages	-	-	-	-
Fringe Benefits	-	-	-	-
Travel	5,000	5,000	1,058	3,942
Operating Expenditures	67,398	64,098	57,735	6,363
Capital Outlay	-	3,300	2,958	-
Public defender:		-		
Salary and Wages	-	-	-	-
Fringe Benefits	-	-	-	-
Travel	-	-	-	-
Operating Expenditures	47,000	47,000	47,000	0
Capital Outlay	5,000	5,000	4,486	514
Purchasing:		-		
Salary and Wages	184,868	188,087	188,037	50
Fringe Benefits	56,069	73,466	73,337	129
Travel	550	1,145	1,144	1
Operating Expenditures	10,833	10,833	9,863	970
Capital Outlay	3,750	4,780	4,755	25
Election board:		-		
Salary and Wages	747,883	783,757	781,799	1,958
Fringe Benefits	257,586	238,484	232,619	5,864
Travel	15,048	12,648	8,543	4,105
Operating Expenditures	149,790	134,790	132,482	2,308
Capital Outlay	3,000	9,325	9,237	88
BOCC HR/Environmental Health & Safety:		-		
Salary and Wages	293,461	291,523	290,087	1,436
Fringe Benefits	117,617	114,112	110,734	3,378
Travel	5,250	5,950	5,124	826
Operating Expenditures	23,480	24,980	21,813	3,167
Capital Outlay	5,000	15,000	14,445	555
MIS		-		
Salary and Wages	1,097,143	1,066,830	1,066,724	105
Fringe Benefits	382,503	368,382	368,053	329
Travel	14,850	48,150	48,102	48
Operating Expenditures	950,733	942,133	942,105	28
Capital Outlay	281,915	322,615	322,498	117
Facilities Management:		-		
Salary and Wages	796,486	774,328	715,049	59,279
Fringe Benefits	301,145	303,668	259,737	43,932
Travel	3,000	3,000	-	3,000
Operating Expenditures	223,720	223,720	223,463	257
Capital Outlay	14,900	49,900	49,213	687
Facilities Management-Custodial		-		
Salary and Wages	-	-	-	-
Fringe Benefits	-	-	-	-
Travel	-	-	-	-
Operating Expenditures	248,309	248,309	248,280	29
Capital Outlay	-	-	-	-
Planning Commission		-		
Salary and Wages	99,073	110,614	109,823	791
Fringe Benefits	37,448	37,125	36,995	131
Travel	-	-	-	-
Operating Expenditures	2,250	11,950	1,920	10,030
Capital Outlay	-	-	-	-
Court Services		-		
Salary and Wages	403,332	406,790	406,785	5
Fringe Benefits	168,714	173,862	173,722	141
Travel	-	-	-	-
Operating Expenditures	1,440	1,440	1,440	-
Capital Outlay	-	-	-	-

See the notes to these required supplementary information schedules.

**OKLAHOMA COUNTY, OKLAHOMA  
GENERAL FUND  
BUDGET TO ACTUAL COMPARISON SCHEDULE  
FOR THE YEAR ENDED JUNE 30, 2013**

	<u>Budgeted Amounts</u>		<u>Actual Amounts/ Budgetary Basis</u>	<u>Variance with Final Budget- Positive (Negative)</u>
	<u>Original</u>	<u>Final</u>		
Total General Governmental	30,268,804	30,637,095	27,876,307	2,760,447
<b>Public Safety</b>				
Sheriff:				
Salary and Wages	20,910,000	20,861,006	20,861,006	-
Fringe Benefits	7,990,000	8,385,204	8,385,204	-
Travel	-	-	-	-
Operating Expenditures	1,800,000	2,423,129	2,423,129	-
Capital Outlay	104,716	51,959	51,959	-
Juvenile Justice Center:				
Salary and Wages	4,383,987	4,264,600	4,264,599	1
Fringe Benefits	1,562,126	1,692,393	1,687,205	5,188
Travel	10,464	7,784	7,528	256
Operating Expenditures	790,955	790,355	749,900	40,455
Capital Outlay	54,244	135,744	134,838	906
Emergency Management:				
Salary and Wages	159,962	169,571	169,524	-
Fringe Benefits	55,818	56,369	55,653	716
Travel	5,000	3,500	3,041	459
Operating Expenditures	94,925	91,625	89,600	2,025
Capital Outlay	57,592	55,592	55,352	240
Total Public Safety	<u>37,979,789</u>	<u>38,988,830</u>	<u>38,938,539</u>	<u>50,244</u>
<b>Health &amp; Welfare</b>				
Social Services:				
Salary and Wages	556,611	549,324	548,707	617
Fringe Benefits	190,984	178,598	177,856	742
Travel	3,000	3,500	3,254	246
Operating Expenditures	970,363	985,363	984,778	585
Capital Outlay	4,000	18,000	17,949	51
Economic development:				
Salary and Wages	-	-	-	-
Fringe Benefits	-	-	-	-
Travel	-	-	-	-
Operating Expenditures	10,000	-	-	-
Capital Outlay	-	-	-	-
Total Health and Welfare	<u>1,734,958</u>	<u>1,734,784</u>	<u>1,732,544</u>	<u>2,240</u>
<b>Culture &amp; Recreation</b>				
Free Fair:				
Salary and Wages	7,950	6,208	6,208	-
Fringe Benefits	877	475	475	-
Travel	-	-	-	-
Operating Expenditures	53,418	55,562	55,537	25
Capital Outlay	-	-	-	-
Total Culture and Recreation	<u>62,245</u>	<u>62,245</u>	<u>62,220</u>	<u>25</u>
<b>Education</b>				
OSU Extension:				
Salary and Wages	18,946	19,248	19,148	100
Fringe Benefits	15,823	16,083	15,992	91
Travel	2,550	2,550	1,800	750
Operating Expenditures	461,462	461,262	460,443	819
Capital Outlay	7,952	7,952	7,851	101
Total Education	<u>506,733</u>	<u>507,096</u>	<u>505,235</u>	<u>1,861</u>
<b>Road &amp; Highway</b>				
District #1:				
Salary and Wages	141,571	133,695	122,751	10,944
Fringe Benefits	41,717	41,236	30,469	10,767
Travel	1,000	-	-	-
Operating Expenditures	87,243	117,243	107,180	10,063
Capital Outlay	3,500	6,500	5,517	983
District #2:				
Salary and Wages	129,171	187,933	187,910	23

See the notes to these required supplementary information schedules.

**OKLAHOMA COUNTY, OKLAHOMA  
GENERAL FUND  
BUDGET TO ACTUAL COMPARISON SCHEDULE  
FOR THE YEAR ENDED JUNE 30, 2013**

	<u>Budgeted Amounts</u>		<u>Actual Amounts/ Budgetary Basis</u>	<u>Variance with Final Budget- Positive (Negative)</u>
	<u>Original</u>	<u>Final</u>		
Fringe Benefits	34,805	40,370	40,227	143
Travel	3,000	-	-	-
Operating Expenditures	20,420	25,425	14,237	11,188
Capital Outlay	2,520	2,415	2,415	-
District #3:		-		
Salary and Wages	121,580	176,098	176,098	-
Fringe Benefits	38,638	49,025	49,025	-
Travel	6,000	1,147	1,147	-
Operating Expenditures	9,382	9,321	6,608	-
Capital Outlay	4,500	12,240	12,240	-
Engineer:		-		
Salary and Wages	346,021	327,305	326,785	521
Fringe Benefits	116,090	114,629	113,715	913
Travel	6,250	6,250	3,921	2,329
Operating Expenditures	23,971	26,971	23,066	3,905
Capital Outlay	11,500	35,000	30,142	-
Total Road and Highway	<u>1,148,879</u>	<u>1,312,804</u>	<u>1,253,455</u>	<u>51,778</u>
Total expenditures and encumbrances	<u>71,701,408</u>	<u>73,242,855</u>	<u>70,368,300</u>	<u>2,866,595</u>
Excess of revenues over/(under) expenditures	<u>(1,343,463)</u>	<u>(1,852,402)</u>	<u>5,231,102</u>	<u>7,083,504</u>
<b>OTHER FINANCING SOURCES (USES)</b>				
Transfers from other funds		-	-	-
Transfers to other funds	<u>(3,879,000)</u>	<u>(5,385,500)</u>	<u>(5,385,500)</u>	-
Total other financing sources (uses)	<u>(3,879,000)</u>	<u>(5,385,500)</u>	<u>(5,385,500)</u>	-
Net change in fund balances	<u>(5,222,463)</u>	<u>(7,237,902)</u>	<u>(154,398)</u>	<u>7,083,504</u>
Fund balances - beginning	<u>5,222,462</u>	<u>7,237,902</u>	<u>9,337,217</u>	<u>2,099,315</u>
Fund balances - ending	<u>\$ 0</u>	<u>\$ 0</u>	<u>\$ 9,182,819</u>	<u>\$ 9,182,819</u>

**RECONCILIATION TO GAAP-BASIS FUND BALANCE**

Property taxes receivable	4,755,001
Accounts payable	(1,556,524)
Accrued interest	5,806
Accounts receivable	156,841
Intergovernmental receivable	518,099
Deferred revenue	(4,149,864)
Current year encumbrances	1,872,762
Adjustment to prior year reserve for encumbrances	(1,592,867)
Reserve for inventory	259,950
Self-insurance funds net activity (cash basis)	<u>2,569,036</u>
Total Reconciling items	<u>2,838,240</u>
Fund balance, June 30, 2013 (GAAP Basis)	<u>\$ 12,021,059</u>

**OKLAHOMA COUNTY, OKLAHOMA  
HIGHWAY CASH FUND  
BUDGET TO ACTUAL COMPARISON SCHEDULE  
FOR THE YEAR ENDED JUNE 30, 2013**

	<u>Budgeted Amounts</u>		<u>Actual Amounts/ Budgetary Basis</u>	<u>Variance with Final Budget- Positive (Negative)</u>
	<u>Original</u>	<u>Final</u>		
<b>REVENUES</b>				
Intergovernmental revenues	\$ 14,135,140	\$ 14,135,140	\$ 14,247,616	\$ 112,476
Interest income	9,802	9,802	10,299	497
Miscellaneous revenue	635,919	635,919	522,836	(113,083)
Total revenues	<u>\$14,780,862</u>	<u>\$14,780,862</u>	<u>\$14,780,751</u>	<u>(\$110)</u>
<b>EXPENDITURES</b>				
Roads and highways	18,729,696	18,729,696	13,184,516	5,545,180
Debt Service				
Principal	50,865	50,865	50,865	-
Interest	2,193	2,193	2,193	-
Capital Outlay	1,387,543	1,387,543	892,645	494,898
Total expenditures and encumbrances	<u>20,170,297</u>	<u>20,170,297</u>	<u>14,130,219</u>	<u>6,040,078</u>
Excess of revenues over/(under) expenditures	<u>(5,389,435)</u>	<u>(5,389,435)</u>	<u>650,532</u>	<u>6,039,968</u>
<b>OTHER FINANCING SOURCES (USES)</b>				
Transfers from other funds	-	-	-	-
Transfers to other funds	(32,008)	(32,008)	(32,008)	-
Sale of capital assets	-	-	106,424	106,424
Total other financing sources (uses)	<u>(32,008)</u>	<u>(32,008)</u>	<u>74,415</u>	<u>106,424</u>
Net change in fund balances	<u>(5,421,444)</u>	<u>(5,421,444)</u>	<u>724,947</u>	<u>6,146,391</u>
Fund balances - beginning	13,193,057	13,193,057	7,803,621	(5,389,435)
Fund balances - ending	<u>\$ 7,771,614</u>	<u>\$ 7,771,613</u>	<u>\$ 8,528,569</u>	<u>\$ 756,956</u>

**RECONCILIATION TO GAAP-BASIS FUND BALANCE**

Accounts payable	(963,253)
Accrued interest	51
Intergovernmental receivable	2,163,573
Current year encumbrances	1,673,672
Adjustment to prior year reserve for encumbrances	(1,103,445)
Reserve for inventory	772,077
Total Reconciling items	<u>2,542,675</u>
Fund balance, June 30, 2013 (GAAP Basis)	<u>\$ 11,071,243</u>

**OKLAHOMA COUNTY, OKLAHOMA  
RESALE PROPERTY FUND  
BUDGET TO ACTUAL COMPARISON SCHEDULE  
FOR THE YEAR ENDED JUNE 30, 2013**

	<u>Budgeted Amounts</u>		<u>Actual Amounts/ Budgetary Basis</u>	<u>Variance with Final Budget- Positive (Negative)</u>
	<u>Original</u>	<u>Final</u>		
<b>REVENUES</b>				
Resale property income	\$ 6,031,588	\$ 6,031,588	\$ 6,855,665	\$ 824,077
Total revenues	<u>\$6,031,588</u>	<u>\$6,031,588</u>	<u>\$6,855,665</u>	<u>\$824,077</u>
<b>EXPENDITURES</b>				
General government	3,187,035	3,187,035	2,885,237	301,798
Intergovernmental expenditures- apportionment to cities and schools	2,600,000	2,600,000	2,600,000	-
Capital Outlay	375,000	375,000	147,657	227,343
Total expenditures and encumbrances	<u>6,162,035</u>	<u>6,162,035</u>	<u>5,632,894</u>	<u>529,141</u>
Excess of revenues over/(under) expenditures	<u>(130,447)</u>	<u>(130,447)</u>	<u>1,222,771</u>	<u>1,353,218</u>
<b>OTHER FINANCING SOURCES (USES)</b>				
Transfers from other funds	-	-	-	-
Transfers to other funds	-	-	(1,300,000)	(1,300,000)
Total other financing sources (uses)	<u>-</u>	<u>-</u>	<u>(1,300,000)</u>	<u>(1,300,000)</u>
Net change in fund balances	<u>(130,447)</u>	<u>(130,447)</u>	<u>(77,229)</u>	<u>53,218</u>
Fund balances - beginning	8,224,808	8,224,808	5,701,347	(2,523,461)
Fund balances - ending	<u>\$ 8,094,362</u>	<u>\$ 8,094,361</u>	<u>\$ 5,624,118</u>	<u>\$ (2,470,243)</u>
<b><u>RECONCILIATION TO GAAP-BASIS FUND BALANCE</u></b>				
Accounts payable			(34,007)	
Other taxes receivable			1,144,166	
Current year encumbrances			379,478	
Adjustment to prior year reserve for encumbrances			(4,313)	
Total Reconciling items			<u>1,485,323</u>	
Fund balance, June 30, 2013 (GAAP Basis)			<u>\$ 7,109,442</u>	

See the notes to these required supplementary information schedules.

**OKLAHOMA COUNTY, OKLAHOMA**  
**Notes to Required Supplementary Information**  
**June 30, 2013**

**Note I. Budgetary Data**

Budgets are submitted annually in accordance with the budget act and are prepared on the cash basis. Revenues are budgeted in the year receipt is expected. Expenditures, which include encumbrances, are budgeted in the year that the applicable purchase orders are expected to be issued. The budget and actual financial schedules are reported on this basis. Unencumbered appropriations for annually budgeted funds lapse ninety days after fiscal year-end. Budgets are adopted on a basis consistent with State legal requirements. An annual appropriated budget is adopted for the general fund and debt service fund. Other funds do not have legally adopted annual budgets. Appropriations for these funds are made on a monthly basis, according to the funds available.



*Combining and  
Individual Fund  
Financial  
Statements and  
Schedules*



# ***NON-MAJOR GOVERNMENTAL FUNDS***

---

## ***Special Revenue Funds***

*Special revenue funds are used to account for and report the proceeds of specific revenue sources that are restricted or committed to expenditure for specific purposes other than debt service or capital projects.*

***County Bridge and Road Improvement Fund*** – For the collection of fuel tax and gross production proceeds in to be used for the construction, replacement and repair of county roads and bridges including engineering and design services.

***Treasurer’s Mortgage Fee*** – For the collection of certification fees by the treasurer and restricted expenditures.

***County Clerk’s Lien Fee*** – For the collection of fees for mailing notices of mechanic liens and restricted expenditures.

***UCC Central Filing Fee*** – For the collection of fees and expenditures for filing Uniform Commercial Code financing statements.

***Records Management & Preservation*** – For the collection of fees and expenditures for the purpose of preserving, maintaining and archiving recorded instruments.

***Sheriff Service Fee*** – For the collection and processing of miscellaneous fees and the restricted expenditures.

***Sheriff Special Revenue Fund*** – Accounts for collections and expenditures of prisoner boarding fees, for the operation of the jail commissary, housing of federal prisoners, drug enforcement, travel and training activities of the sheriff’s department. Also used to record the revenues and expenditures of monies received from granting agencies in accordance with the general and specific terms of the grant agreement.

***Assessor’s Revolving Fee*** – For the collection and expenditures of fees for furnishing copies of records and maps by the Assessor.

***Juvenile Probation Fee*** – For the collection and expenditures of probation fees of juveniles.

***Juvenile Grant Fund*** – For the collection and expenditures of numerous state and federal grants for various juvenile offender programs in accordance with the terms of the grant agreements.

***Planning Commission*** – For the collection and expenditures of permit fees and petitions for amendments to zoning regulations.

***Local Emergency Planning Commission*** – For the collection and expenditures of federal grant funds for hazardous materials emergency planning.

# **NON-MAJOR GOVERNMENTAL FUNDS**

*(Continued)*

---

**Emergency Management** – For the collection and expenditures of federal grant funds for the general operation of the Emergency Management department.

**Community Service Fee Fund** – For the collection and expenditures of fees of persons sentenced by the court to perform community service.

**Community Sentencing** – For the collection and expenditures of Department of Corrections reimbursement.

**Drug Court** – For the collection and expenditures of state funding for the newly developed drug court program.

**Drug Court User Fee Fund** – For the collection and expenditures of user fees collected from offenders through the drug court program.

**Mental Health Court Fund** – For the collection and expenditures of state funding for the county mental health program which include drug testing and participant incentives.

**Shine Program** – For the collection and expenditures of funding for the program established for court ordered low level offenders to remove graffiti, overgrowth of weeds and grass, and the pickup and hauling of trash and debris from public areas in Oklahoma County.

## **Capital Project Funds**

Capital project funds are used to account for and report financial resources that are restricted, committed, or assigned to expenditure for capital outlays, including the acquisition or construction of capital facilities and other capital assets.

**Capital Projects Regular** – Established to be used for various capital improvement projects. The funds major financial resource is transfers from General Fund.

**Capital Projects Districts** – For the remaining fund balance of funds for highway capital projects.

**Capital Projects Tinker I** – For the collection and expenditures of the remaining fund balance and interest earned from proceeds of a bond issue for the acquisition and clearing of land surrounding Tinker Air Force base.

**Capital Projects Tinker II** – Accounts for the proceeds of general obligation bonds for the purpose of acquiring property in the vicinity of Tinker Air Force Base in order to provide for the safety of those citizens of the County as well as provide for the continued assurance of the economic well being of Oklahoma County and its citizens.

**Jail Facility** – For the collection and expenditures of a temporary sales tax for the construction of the Oklahoma County jail.

# ***NON-MAJOR GOVERNMENTAL FUNDS***

*(Continued)*

---

***Sale of Property*** –For the collection and expenditure of funds received from the sale of land, sites or structures.

***OSU Building Fund*** –Established to account for the funds received from the sale of property where there Oklahoma County Extension Service building was previously located. A portion of the proceeds will be used for to provide a suitable replacement facility for the OSU Extension Center.

**OKLAHOMA COUNTY, OKLAHOMA  
COMBINING BALANCE SHEET  
NONMAJOR GOVERNMENTAL FUNDS  
JUNE 30, 2013**

		<b>Special Revenue</b>									
	County Bridge & Road Improvement	Treasurer's Mortgage Fee	County Clerk's Lien Fee	UCC Central Filing	Records Management & Preservation	Sheriff Service Fee	Sheriff Special Revenue	Sheriff Grant Fund	Assessor's Revolving Fee	Juvenile Probation Fee	
<b>ASSETS</b>											
Cash and cash equivalents	\$ 3,562,162	\$ 172,841	\$ 63,915	\$ 967,084	\$ 559,958	\$ 692,790	\$ 2,539,105	\$ 355,797	\$ 52,274	\$ 171,056	
Investments	388,565	18,854	6,972	105,491	61,081	75,570	276,968	38,811	5,702	18,659	
Interest receivable	-	-	-	34	14	10	22	-	-	-	
Accounts receivable	67,332	-	-	-	-	211,267	4,366	-	1,656	267	
Intergovernmental receivable	-	-	-	-	-	-	771,887	74,560	-	-	
Inventories	-	-	-	-	-	-	306,128	-	-	-	
Total assets	\$ 4,018,059	\$ 191,695	\$ 70,887	\$ 1,072,609	\$ 621,053	\$ 979,637	\$ 3,898,476	\$ 469,168	\$ 59,632	\$ 189,982	
<b>LIABILITIES</b>											
Accounts payable	\$ 9,100	\$ 52	\$ 5,563	\$ 57,729	\$ 1,033	\$ 165,037	\$ 1,041,628	\$ 45,898	\$ -	\$ 3,355	
Total Liabilities	9,100	52	5,563	57,729	1,033	165,037	1,041,628	45,898	-	3,355	
<b>DEFERRED INFLOWS OF RESOURCES</b>											
Unavailable revenue-Intergovernmental	-	-	-	-	-	-	-	10,966	-	-	
Total Deferred inflows of resources	-	-	-	-	-	-	-	10,966	-	-	
<b>FUND BALANCES</b>											
Nonspendable	-	-	-	-	-	-	306,128	-	-	-	
Restricted	4,008,959	191,643	65,324	1,014,880	620,020	814,600	2,550,720	412,304	59,632	186,627	
Assigned	-	-	-	-	-	-	-	-	-	-	
Total fund balances	4,008,959	191,643	65,324	1,014,880	620,020	814,600	2,856,848	412,304	59,632	186,627	
Total liabilities, deferred inflows of resources, and fund balances	\$ 4,018,059	\$ 191,695	\$ 70,887	\$ 1,072,609	\$ 621,053	\$ 979,637	\$ 3,898,476	\$ 469,168	\$ 59,632	\$ 189,982	

**OKLAHOMA COUNTY, OKLAHOMA  
COMBINING BALANCE SHEET  
NONMAJOR GOVERNMENTAL FUNDS  
JUNE 30, 2013**

	Special Revenue											Total
	Juvenile Grant Fund	Planning Commission	Local Emergency Planning Comm	Emergency Management	Community Service Fee	Community Sentencing	Drug Court	Drug Court User Fee	Mental Health Court Fund	Shine Program		
<b>ASSETS</b>												
Cash and cash equivalents	\$ 450,004	\$ 109,842	\$ 12,720	\$ 172,766	\$ 98,025	\$ 665,684	\$ 457,910	\$ 152,087	\$ 64,495	\$ 138,863	\$ 11,459,378	
Investments	49,087	11,982	1,387	18,846	10,693	72,614	49,949	16,590	7,035	15,147	1,250,003	
Interest receivable	-	-	-	-	-	-	-	-	-	-	80	
Accounts receivable	-	750	-	66,244	318	545	-	-	-	-	352,745	
Intergovernmental receivable	1,192	-	-	-	-	68,351	-	-	-	-	915,990	
Inventories	-	-	-	-	-	-	-	-	-	-	306,128	
Total assets	\$ 500,283	\$ 122,574	\$ 14,107	\$ 257,856	\$ 109,036	\$ 807,194	\$ 507,859	\$ 168,677	\$ 71,530	\$ 154,010	\$ 14,284,324	
<b>LIABILITIES</b>												
Accounts payable	\$ 22,866	\$ 2,069	\$ -	\$ 4,695	\$ 9,218	\$ 25,966	\$ 3,423	\$ -	\$ 2,584	\$ 2,909	\$ 1,403,125	
Total Liabilities	22,866	2,069	-	4,695	9,218	25,966	3,423	-	2,584	2,909	1,403,125	
<b>DEFERRED INFLOWS OF RESOURCES</b>												
Unavailable revenue-Intergovernmental	-	-	-	-	-	-	-	-	-	-	10,966	
Total Deferred inflows of resources	-	-	-	-	-	-	-	-	-	-	10,966	
<b>FUND BALANCES</b>												
Nonspendable	-	-	-	-	-	-	-	-	-	-	306,128	
Restricted	477,417	120,505	14,107	253,161	99,818	781,228	504,436	168,677	68,946	151,101	12,564,105	
Assigned	-	-	-	-	-	-	-	-	-	-	-	
Total fund balances	477,417	120,505	14,107	253,161	99,818	781,228	504,436	168,677	68,946	151,101	12,870,233	
Total liabilities, deferred inflows of resources, and fund balances	\$ 500,283	\$ 122,574	\$ 14,107	\$ 257,856	\$ 109,036	\$ 807,194	\$ 507,859	\$ 168,677	\$ 71,530	\$ 154,010	\$ 14,284,324	

**OKLAHOMA COUNTY, OKLAHOMA  
COMBINING BALANCE SHEET  
NONMAJOR GOVERNMENTAL FUNDS  
JUNE 30, 2013**

<b>Capital Projects</b>									
	Capital Projects Regular	Capital Projects Districts	Capital Projects Tinker I	Jail Facility	Sale of Property	Tinker Clearing II	OSU Ext Building	Total	Total Nonmajor Governmental Funds
<b>ASSETS</b>									
Cash and cash equivalents	\$ 600,135	\$ 427,822	\$ 9,174	\$ 13,924	\$ 6,845	\$ 2,508,136	\$ 1,714,327	\$ 5,280,363	\$ 16,739,741
Investments	65,463	46,667	1,001	1,519	747	273,590	187,001	575,988	1,825,991
Interest receivable	54	-	-	-	-	100	-	154	234
Accounts receivable	-	-	-	-	-	-	-	-	352,745
Intergovernmental receivable	43,000	-	-	-	-	-	-	43,000	958,990
Inventories	-	-	-	-	-	-	-	-	306,128
Total assets	<u>\$ 708,652</u>	<u>\$ 474,489</u>	<u>\$ 10,175</u>	<u>\$ 15,443</u>	<u>\$ 7,592</u>	<u>\$ 2,781,826</u>	<u>\$ 1,901,328</u>	<u>\$ 5,899,505</u>	<u>\$ 20,183,829</u>
<b>LIABILITIES</b>									
Accounts payable	\$ 238,000	\$ -	\$ -	\$ -	\$ -	\$ -	\$ -	\$ 238,000	\$ 1,641,125
Total Liabilities	<u>238,000</u>	<u>-</u>	<u>-</u>	<u>-</u>	<u>-</u>	<u>-</u>	<u>-</u>	<u>238,000</u>	<u>1,641,125</u>
<b>DEFERRED INFLOWS OF RESOURCES</b>									
Unavailable revenue-Intergovernmental	-	-	-	-	-	-	-	-	\$ 10,966
Total Deferred inflows of resources	<u>-</u>	<u>-</u>	<u>-</u>	<u>-</u>	<u>-</u>	<u>-</u>	<u>-</u>	<u>-</u>	<u>10,966</u>
<b>FUND BALANCES</b>									
Nonspendable	-	-	-	-	-	-	-	-	306,128
Restricted	-	-	10,175	15,443	-	2,781,826	1,901,328	4,708,772	17,272,877
Assigned	470,652	474,489	-	-	7,592	-	-	952,733	952,733
Total fund balances	<u>470,652</u>	<u>474,489</u>	<u>10,175</u>	<u>15,443</u>	<u>7,592</u>	<u>2,781,826</u>	<u>1,901,328</u>	<u>5,661,505</u>	<u>18,531,738</u>
Total liabilities, deferred inflows of resources, and fund balances	<u>\$ 708,652</u>	<u>\$ 474,489</u>	<u>\$ 10,175</u>	<u>\$ 15,443</u>	<u>\$ 7,592</u>	<u>\$ 2,781,826</u>	<u>\$ 1,901,328</u>	<u>\$ 5,899,505</u>	<u>\$ 20,183,829</u>

**OKLAHOMA COUNTY, OKLAHOMA**  
**COMBINING STATEMENT OF REVENUES, EXPENDITURES, AND CHANGES IN FUND BALANCES**  
**NONMAJOR GOVERNMENTAL FUNDS**  
**FOR THE YEAR ENDED JUNE 30, 2013**

	Special Revenue									
	County Bridge & Road Improvement	Treasurer's Mortgage Fee	County Clerk's Lien Fee	UCC Central Filing	Records Management & Preservation	Sheriff Service Fee	Sheriff Special Revenue	Sheriff Grant Fund	Assessor's Revolving Fee	Juvenile Probation Fee
<b>REVENUES</b>										
Charges for services	\$ -	\$ 163,995	\$ 102,275	\$ 762,442	\$ 882,782	\$ 3,287,754	\$ 1,521,841	\$ -	\$ 16,451	\$ 42,513
Intergovernmental revenues	2,012,317	-	-	-	-	228,956	9,210,169	528,466	-	-
Investment income (loss)	-	-	-	1,157	489	1,664	4,036	-	-	-
Miscellaneous revenue	-	-	-	1,110	7,844	-	756,781	-	-	-
Total revenues	\$ 2,012,317	\$ 163,995	\$ 102,275	\$ 764,709	\$ 891,115	\$ 3,518,374	\$ 11,492,827	\$ 528,466	\$ 16,451	\$ 42,513
<b>EXPENDITURES</b>										
Current:										
General government	-	156,955	336,946	757,841	565,421	-	-	-	-	-
Public safety	-	-	-	-	-	3,401,880	11,150,825	223,394	-	26,627
Health and welfare	-	-	-	-	-	-	-	-	-	-
Roads and highways	270,497	-	-	-	-	-	-	-	-	-
Debt service:										
Principal	-	-	-	-	-	-	-	-	-	-
Interest	-	-	-	-	-	-	-	-	-	-
Capital outlay	-	1,938	3,771	95,812	14,657	182,475	584,598	104,126	38,743	-
Total expenditures	270,497	158,893	340,717	853,653	580,078	3,584,355	11,735,423	327,520	38,743	26,627
Excess(deficiency) of revenues over(under) expenditures	1,741,820	5,102	(238,442)	(88,944)	311,037	(65,981)	(242,596)	200,946	(22,292)	15,886
<b>OTHER FINANCING SOURCES (USES)</b>										
Transfers from other funds	-	-	-	-	-	-	-	211,358	-	-
Transfers to other funds	-	-	-	-	-	-	(211,358)	-	-	-
Sale of capital assets	-	-	-	-	-	-	-	-	-	-
Total other financing sources (uses)	-	-	-	-	-	-	(211,358)	211,358	-	-
Net change in fund balances	1,741,820	5,102	(238,442)	(88,944)	311,037	(65,981)	(453,954)	412,304	(22,292)	15,886
Fund balances-beginning	2,267,139	186,541	303,766	1,103,824	308,983	880,581	3,310,802	-	81,924	170,741
Fund balances-ending	\$ 4,008,959	\$ 191,643	\$ 65,324	\$ 1,014,880	\$ 620,020	\$ 814,600	\$ 2,856,848	\$ 412,304	\$ 59,632	\$ 186,627

(continued)



**OKLAHOMA COUNTY, OKLAHOMA  
COMBINING STATEMENT OF REVENUES, EXPENDITURES, AND CHANGES IN FUND BALANCES  
NONMAJOR GOVERNMENTAL FUNDS  
FOR THE YEAR ENDED JUNE 30, 2013**

	Special Revenue										Total
	Juvenile Grant Fund	Local Emergency Planning Comm	Community Service Fee	Emergency Management	Community Sentencing	Drug Court User Fee	Mental Health Court Fund	Shine Program			
<b>REVENUES</b>											
Charges for services	\$ -	\$ 230,777	\$ -	\$ -	\$ 113,771	\$ 190,790	\$ -	\$ -	\$ 825	\$ -	\$ 7,316,216
Intergovernmental revenues	204,857	-	-	327,519	-	901,910	-	386,084	-	-	14,260,945
Investment income (loss)	-	-	-	-	-	-	-	-	-	250,140	257,486
Miscellaneous revenue	-	-	-	-	-	-	-	-	-	-	765,735
Total revenues	\$ 204,857	\$ 230,777	\$ -	\$ 327,519	\$ 113,771	\$ 1,092,700	\$ 386,084	\$ 30,000	\$ 250,965	\$ -	\$ 22,600,382
<b>EXPENDITURES</b>											
Current:											
General government	-	157,796	-	-	117,635	-	373,854	31,202	131,872	-	2,955,911
Public safety	463,893	-	477	48,486	-	1,182,560	-	-	-	-	16,498,142
Health and welfare	-	-	-	-	-	-	-	-	-	-	-
Roads and highways	-	-	-	-	-	-	-	-	-	-	270,497
Debt service:											
Principal	-	-	-	-	-	-	-	-	-	-	-
Interest	-	-	-	-	-	-	-	-	-	-	-
Capital outlay	28,177	4,659	-	216,089	1,347	21,385	-	1,897	-	-	1,299,674
Total expenditures	492,070	162,455	477	264,575	118,982	1,203,945	373,854	33,099	131,872	-	21,024,224
Excess(deficiency) of revenues over(under) expenditures	(287,213)	68,322	(477)	62,944	(5,211)	(111,245)	12,230	(3,099)	119,093	-	1,576,158
<b>OTHER FINANCING SOURCES (USES)</b>											
Transfers from other funds	-	-	-	-	-	-	-	-	32,008	-	243,366
Transfers to other funds	-	-	-	-	-	-	-	-	-	-	(211,358)
Sale of capital assets	-	-	-	-	-	-	-	-	-	-	-
Total other financing sources (uses)	-	-	-	-	-	-	-	-	32,008	-	32,008
Net change in fund balances	(287,213)	68,322	(477)	62,944	(5,211)	(111,245)	12,230	(3,099)	151,101	-	1,608,166
Fund balances-beginning	764,630	52,183	14,584	190,217	105,029	892,473	156,447	72,045	-	-	11,262,067
Fund balances-ending	\$ 477,417	\$ 120,505	\$ 14,107	\$ 253,161	\$ 99,818	\$ 781,228	\$ 168,677	\$ 68,946	\$ 151,101	\$ -	\$ 12,870,233

(continued)

**OKLAHOMA COUNTY, OKLAHOMA**  
**COMBINING STATEMENT OF REVENUES, EXPENDITURES, AND CHANGES IN FUND BALANCES**  
**NONMAJOR GOVERNMENTAL FUNDS**  
**FOR THE YEAR ENDED JUNE 30, 2013**

	<b>Capital Projects</b>										Total Nonmajor Governmental Funds
	Capital Projects Regular	Capital Projects Districts	Capital Projects I	Jail Facility	Sale of Property	Tinker Clearing II	OSU Ext Building	Total			
<b>REVENUES</b>											
Charges for services	\$ -	\$ -	\$ -	\$ 2,762	\$ -	\$ -	\$ -	\$ 2,762	\$ -	\$ -	\$ 7,318,978
Intergovernmental revenues	43,000	-	-	-	-	-	-	43,000	-	-	14,303,945
Investment income (loss)	469	-	12	-	10	1,553	1,328	3,372	-	-	260,858
Miscellaneous revenue	75,452	-	-	-	-	-	-	75,452	-	-	841,187
Total revenues	\$ 118,921	\$ -	\$ 12	\$ 2,762	\$ 10	\$ 1,553	\$ 1,328	\$ 124,586	\$ -	\$ -	\$ 22,724,968
<b>EXPENDITURES</b>											
Current:											
General government	-	-	-	-	-	-	-	-	-	-	2,955,911
Public safety	-	-	-	-	-	-	-	-	-	-	16,498,142
Health and welfare	-	-	-	-	-	-	-	-	-	-	-
Roads and highways	-	-	-	-	-	-	-	-	-	-	270,497
Debt service:											
Principal	-	-	-	-	-	-	-	-	-	-	-
Interest	-	-	-	-	-	-	-	-	-	-	-
Capital outlay	920,852	-	-	-	-	-	-	920,852	-	-	2,220,526
Total expenditures	920,852	-	-	-	-	-	-	920,852	-	-	21,945,076
Excess(deficiency) of revenues over(under) expenditures	(801,931)	-	12	2,762	10	1,553	1,328	(796,266)	-	-	779,892
<b>OTHER FINANCING SOURCES (USES)</b>											
Transfers from other funds	586,500	-	-	-	-	-	-	586,500	-	-	829,866
Transfers to other funds	-	-	-	-	-	-	-	-	-	-	(211,358)
Sale of capital assets	-	-	-	-	-	-	1,900,000	1,900,000	-	-	1,900,000
Total other financing sources (uses)	586,500	-	-	-	-	-	1,900,000	2,486,500	-	-	2,518,508
Net change in fund balances	(215,431)	-	12	2,762	10	1,553	1,901,328	1,690,234	-	-	3,298,400
Fund balances-beginning	686,083	474,489	10,163	12,681	7,582	2,780,273	-	3,971,271	-	-	15,233,338
Fund balances-ending	\$ 470,652	\$ 474,489	\$ 10,175	\$ 15,443	\$ 7,592	\$ 2,781,826	\$ 1,901,328	\$ 5,661,505	\$ -	\$ -	\$ 18,531,738

**OKLAHOMA COUNTY, OKLAHOMA  
DEBT SERVICE FUND  
SCHEDULE OF REVENUES, EXPENDITURES, ENCUMBRANCES, AND CHANGES IN FUND BALANCE  
BUDGET AND ACTUAL (NON-GAAP BUDGETARY BASIS)  
FOR THE YEAR ENDED JUNE 30, 2013**

	<u>Original Budget</u>	<u>Revisions</u>	<u>Revised Budget</u>	<u>Total Actual</u>	<u>Variance</u>
<b>REVENUES</b>					
Property taxes	\$ 9,956,510	\$ -	\$ 9,956,510	\$ 9,944,479	\$ (12,031)
Investment income	-	-	-	5,395	5,395
Total revenues	<u>9,956,510</u>	<u>-</u>	<u>9,956,510</u>	<u>9,949,874</u>	<u>(6,636)</u>
<b>EXPENDITURES</b>					
Redemption of debt	13,556,043	-	13,556,043	8,053,796	5,502,247
Interest	2,437,214	-	2,437,214	2,423,676	13,538
Total expenditures	<u>15,993,257</u>	<u>-</u>	<u>15,993,257</u>	<u>10,477,472</u>	<u>5,515,785</u>
Excess(deficiency) of revenues over(under) expenditures	<u>(6,036,747)</u>	<u>-</u>	<u>(6,036,747)</u>	<u>(527,598)</u>	<u>5,509,149</u>
<b>OTHER FINANCING SOURCES (USES)</b>					
Transfers from other funds	-	-	-	-	-
Net change in fund balances	<u>(6,036,747)</u>	<u>-</u>	<u>(6,036,747)</u>	<u>(527,598)</u>	<u>5,509,149</u>
Fund balance-beginning (Non-GAAP budgetary basis)	6,941,883	-	6,941,883	6,941,883	-
Fund balance-ending (Non-GAAP budgetary basis)	<u>\$ 905,136</u>	<u>\$ -</u>	<u>\$ 905,136</u>	<u>\$ 6,414,285</u>	<u>\$ 5,509,149</u>
<b>ADJUSTMENTS TO GENERALLY ACCEPTED ACCOUNTING PRINCIPLES</b>					
Property tax receivable				867,546	
Other taxes receivable				23,304	
Interest receivable				266	
Deferred revenue				<u>(767,360)</u>	
<b>Fund balance-ending (GAAP basis)</b>				<u>\$ 6,538,041</u>	

# ***FIDUCIARY FUNDS***

---

*Fiduciary funds are used to report assets held in a trustee or agency capacity for others and cannot be used to support the County's programs.*

***Agency Funds*** – *Used to report resources held by the County in a purely custodial capacity (assets equal liabilities). Agency funds involve only the receipt, temporary investment, and remittance of fiduciary resources to individuals, or other governments.*

**OKLAHOMA COUNTY, OKLAHOMA**  
**COMBINING STATEMENT OF CHANGES IN ASSETS AND LIABILITIES - ALL AGENCY FUNDS**  
**Fiscal Year Ended June 30, 2013**

	Balance June 30, 2012	Additions	Deductions	Balance June 30, 2013
<b>SCHOOLS</b>				
<u>Assets:</u>				
Cash and investments	\$ 2,708,243	\$ 498,593,627	\$ 497,772,535	\$ 3,529,335
Property taxes receivable	30,440,600	29,525,636	30,440,600	29,525,636
Due from other governments	67,695	69,621	67,695	69,621
<b>Total Assets</b>	<b>\$ 33,216,538</b>	<b>\$ 528,188,884</b>	<b>\$ 528,280,830</b>	<b>\$ 33,124,592</b>
<u>Liabilities:</u>				
Due to other taxing units	33,216,538	528,188,884	528,280,830	33,124,592
<b>Total Liabilities</b>	<b>\$ 33,216,538</b>	<b>\$ 528,188,884</b>	<b>\$ 528,280,830</b>	<b>\$ 33,124,592</b>
<b>CITIES AND TOWNS</b>				
<u>Assets:</u>				
Cash and investments	\$ 1,530,573	\$ 110,044,032	\$ 109,514,740	\$ 2,059,864
Property taxes receivable	6,602,397	6,395,376	6,602,397	6,395,376
Due from other governments	1,248,076	1,304,648	1,248,076	1,304,648
<b>Total Assets</b>	<b>\$ 9,381,046</b>	<b>\$ 117,744,056</b>	<b>\$ 117,365,213</b>	<b>\$ 9,759,889</b>
<u>Liabilities:</u>				
Due to other taxing units	9,381,046	117,744,056	117,365,213	9,759,889
<b>Total Liabilities</b>	<b>\$ 9,381,046</b>	<b>\$ 117,744,056</b>	<b>\$ 117,365,213</b>	<b>\$ 9,759,889</b>
<b>OFFICIAL DEPOSITORY</b>				
<u>Assets:</u>				
Cash and investments	\$ 20,153,777	\$ 113,436,722	\$ 114,082,703	\$ 19,507,795
<b>Total Assets</b>	<b>\$ 20,153,777</b>	<b>\$ 113,436,722</b>	<b>\$ 114,082,703</b>	<b>\$ 19,507,795</b>
<u>Liabilities:</u>				
Accounts payable	-	-	-	-
Due to others	20,153,777	113,436,722	114,082,703	19,507,795
<b>Total Liabilities</b>	<b>\$ 20,153,777</b>	<b>\$ 113,436,722</b>	<b>\$ 114,082,703</b>	<b>\$ 19,507,795</b>

(Continued)

**OKLAHOMA COUNTY, OKLAHOMA**  
**COMBINING STATEMENT OF CHANGES IN ASSETS AND LIABILITIES - ALL AGENCY FUNDS**  
**Fiscal Year Ended June 30, 2013**

	Balance June 30, 2012	Additions	Deductions	Balance June 30, 2013
<b>UNAPPORTIONED TAXES</b>				
<u>Assets:</u>				
Cash and investments	\$ 49,552	\$ 38,809,876	\$ 38,632,251	\$ 227,177
Total Assets	<u>\$ 49,552</u>	<u>\$ 38,809,876</u>	<u>\$ 38,632,251</u>	<u>\$ 227,177</u>
<u>Liabilities:</u>				
Due to other taxing units	49,552	38,809,876	38,632,251	227,177
Total Liabilities	<u>\$ 49,552</u>	<u>\$ 38,809,876</u>	<u>\$ 38,632,251</u>	<u>\$ 227,177</u>
<b>ALL OTHERS</b>				
<u>Assets:</u>				
Cash and investments	\$ 3,292,525	\$ 23,133,898	\$ 23,546,069	\$ 2,880,354
Property taxes receivable	980,688	949,011	980,688	949,011
Total Assets	<u>\$ 4,273,213</u>	<u>\$ 24,082,908</u>	<u>\$ 24,526,758</u>	<u>\$ 3,829,364</u>
<u>Liabilities:</u>				
Due to other taxing units	275,190	20,532,542	20,528,734.33	278,998
Due to others	3,998,023	3,550,366	3,998,023	3,550,366
Total Liabilities	<u>\$ 4,273,213</u>	<u>\$ 24,082,908</u>	<u>\$ 24,526,758</u>	<u>\$ 3,829,364</u>
<b>TOTALS - ALL AGENCY FUNDS</b>				
<u>Assets:</u>				
Cash and investments	\$ 27,734,670	\$ 784,018,154	\$ 783,548,299	\$ 28,204,525
Property taxes receivable	38,023,685	36,870,023	38,023,685	36,870,023
Due from other governments	1,315,771	1,374,269	1,315,771	1,374,269
Total Assets	<u>\$ 67,074,126</u>	<u>\$ 822,262,447</u>	<u>\$ 822,887,755</u>	<u>\$ 66,448,817</u>
<u>Liabilities:</u>				
Due to other taxing units	42,922,326	705,275,359	704,807,029	43,390,656
Due to others	24,151,800	116,987,088	118,080,726	23,058,161
Total Liabilities	<u>\$ 67,074,126</u>	<u>\$ 822,262,447</u>	<u>\$ 822,887,755</u>	<u>\$ 66,448,817</u>

**III** - *Statistical Section*



# *Statistical Section*

---

*This part of Oklahoma County's comprehensive annual financial report presents detailed information as a context for understanding what the information in the financial statements, note disclosures, and required supplementary information says about the County's overall financial health.*

***Financial Trends*** – *These schedules contain trend information to help the reader understand how the County's financial performance and well-being have changed over time.*

***Revenue Capacity*** – *These schedules contain information to help the reader assess the government's most significant local revenue source, the property tax trend information to help the reader understand how the government's financial performance and well-being have changed over time.*

***Debt Capacity*** – *These schedules present information to help the reader assess the affordability of the County's current levels of outstanding debt and the government's ability to issue additional debt in the future.*

***Demographic and Economic Information*** – *These schedules offer demographic and economic indicators to help the reader understand the environment within which the County's financial activities take place.*

***Operating Information*** – *These schedules contain service and infrastructure data to help the reader understand how the information in the County's financial report relates to the services the County provides and the activities it performs.*

*Sources: Unless otherwise noted, the information in these schedules is derived from the County's comprehensive annual financial report for the relevant year. The County implemented the new financial reporting model in the fiscal year ended June 30, 2003. Schedules presenting government-wide information include information beginning that year.*



**OKLAHOMA COUNTY, OKLAHOMA**  
**NET ASSETS/POSITION BY COMPONENT**  
**LAST TEN FISCAL YEARS**  
(accural basis of accounting)  
(Unaudited)

	Fiscal Year									
	2004	2005	2006	2007	2008	2009	2010	2011	2012	
<b>Governmental activities</b>										
Invested in capital assets, net of related debt	\$90,230,514	\$84,985,981	\$86,825,420	\$85,593,856	87,587,580	\$84,857,959	\$86,125,280	\$92,931,482	\$100,057,236	
Restricted	23,522,870	30,638,054	31,868,465	33,119,444	29,742,397	37,181,933	37,290,632	40,287,616	40,692,226	
Unrestricted	4,151,946	6,411,647	11,281,998	15,841,626	147,993	(56,482,628)	(64,052,900)	(77,546,459)	(87,228,724)	
<b>Total governmental activities net assets</b>	<b>\$117,905,330</b>	<b>\$122,035,682</b>	<b>\$129,975,883</b>	<b>\$134,554,926</b>	<b>\$117,477,969</b>	<b>65,557,264</b>	<b>59,363,011</b>	<b>55,672,639</b>	<b>53,520,738</b>	
<b>Business-type activities</b>										
Invested in capital assets, net of related debt	\$620,052	(\$56,342)	(\$1,145,608)	(\$3,272,337)	(3,175,999)	(2,915,551)	(2,627,035)	(2,419,362)	(1,562,896)	
Restricted	503,444	802,350	1,911,663	3,317,831	3,815,997	3,779,001	4,077,912	4,388,390	3,365,420	
Unrestricted										
<b>Total business-type activities net assets</b>	<b>\$1,123,496</b>	<b>\$746,008</b>	<b>\$766,055</b>	<b>\$45,494</b>	<b>\$639,998</b>	<b>\$863,450</b>	<b>\$1,450,877</b>	<b>\$1,969,028</b>	<b>\$1,802,524</b>	
<b>Primary government</b>										
Invested in capital assets, net of related debt	\$90,850,566	\$84,929,639	\$85,679,812	\$82,321,519	84,411,581	\$81,942,408	\$83,498,245	\$90,512,120	\$98,494,339	
Restricted	24,026,314	31,440,404	33,780,128	36,437,275	33,558,394	40,960,934	41,368,344	44,676,006	44,057,647	
Unrestricted	4,151,946	6,411,647	11,281,998	15,841,626	147,993	(56,482,628)	(64,052,900)	(77,546,459)	(87,228,724)	
<b>Total primary government net assets</b>	<b>\$119,028,826</b>	<b>\$122,781,690</b>	<b>\$130,741,938</b>	<b>\$134,600,420</b>	<b>\$118,117,967</b>	<b>\$66,420,714</b>	<b>\$60,813,889</b>	<b>\$57,641,667</b>	<b>\$55,323,262</b>	
<b>Governmental activities</b>										
2013										
Net investment in capital assets	\$105,358,595									
Restricted	45,743,318									
Unrestricted	(100,661,362)									
<b>Total governmental activities net position</b>	<b>\$50,440,551</b>									
<b>Business-type activities</b>										
Net investment in capital assets	1,775,469									
Restricted	3,754,058									
Unrestricted										
<b>Total business-type activities net position</b>	<b>\$5,529,527</b>									
<b>Primary government</b>										
Net investment in capital assets	\$107,134,064									
Restricted	49,497,376									
Unrestricted	(100,661,362)									
<b>Total primary government net position</b>	<b>\$55,970,078</b>									

Notes:

1. County's total unrestricted net assets dropped in 2009 as a result of two long-term obligations incurred that have no corresponding assets:
- (1) the issuance of long-term bonds whose proceeds were used to acquire property and facilities that were transferred to the federal government for economic development purposes, and
- (2) long-term net obligations related to OPEB for which no advance-funded plan assets have been set aside.

The County implemented the new financial reporting model in 2003

**OKLAHOMA COUNTY, OKLAHOMA**  
**CHANGES IN NET ASSETS/POSITION**  
**LAST TEN FISCAL YEARS**  
(Unaudited)

	Fiscal Year									
	2004	2005	2006	2007	2008	2009	2010	2011	2012	2013
<b>Expenses</b>										
Governmental activities:										
General government	\$37,893,855	\$34,058,417	\$ 34,246,560	\$ 35,160,374	\$ 39,928,638	\$42,098,305	\$ 43,403,066	\$ 48,946,551	\$ 48,036,278	\$ 52,166,556
Public safety	39,185,165	42,813,630	46,295,300	50,039,027	62,700,354	57,725,981	64,849,863	62,758,927	65,013,715	67,463,248
Health and welfare	3,035,114	3,498,484	3,374,982	3,896,513	3,948,433	2,598,846	1,779,424	1,753,349	1,853,745	1,892,392
Culture and recreation	45,671	48,457	47,774	48,967	48,504	64,352	63,253	62,154	62,149	62,201
Education	344,730	375,503	447,938	439,609	472,786	517,341	499,395	502,603	498,571	525,380
Roads and highways	13,469,882	15,218,410	14,774,649	14,450,276	14,643,189	16,287,910	15,393,193	14,793,383	14,579,322	15,124,244
Economic development	106,064	130,898	245,966	307,465	1,789,576	678,327	3,132,130	32,652	25,952	-
Interest on long term debt	1,207,082	1,238,461	1,084,693	1,024,368	926,593	3,458,033	3,262,711	3,145,155	2,780,831	2,382,629
Total governmental activities expenses	95,287,563	97,382,260	100,517,863	105,366,599	\$ 124,458,073	\$123,429,095	\$132,383,035	\$131,994,774	\$132,850,563	\$139,616,651
Business-type activities:										
Public Buildings Authority	236,003	1,485,261	2,451,523	2,652,389	2,611,712	2,688,836	2,626,200	2,543,343	2,977,375	2,260,912
Total business-type activities expenses	236,003	1,485,261	2,451,523	2,652,389	2,611,712	2,688,836	2,626,200	2,543,343	2,977,375	2,260,912
Total primary government expenses	\$95,523,566	\$98,867,521	\$102,969,386	\$108,018,988	\$127,069,785	\$126,117,931	\$135,009,235	\$134,538,117	\$135,827,937	\$141,877,563
<b>Program Revenues</b>										
Governmental activities:										
Charges for services:										
General government	13,037,701	12,874,450	13,081,782	12,897,993	12,208,568	11,165,132	10,952,500	10,573,232	15,731,465	16,368,890
Public safety	19,341,662	19,333,419	19,075,601	21,320,760	18,972,644	19,435,176	18,603,741	18,755,117	17,757,213	19,153,074
Other activities	116,221	198,910	250,043	42,923	327,907	185,270	60,475	83,312	87,276	58,586
Operating grants and contributions	5,063,061	4,877,310	5,298,624	16,704,541	16,662,647	15,982,729	15,073,208	15,116,433	15,735,854	15,387,416
Capital grants and contributions	11,648,773	12,766,678	13,710,668	1,591,477	3,380,775	5,157,852	4,802,292	5,825,459	3,419,666	4,529,963
Total governmental activities program revenues	49,207,418	50,050,767	51,416,718	52,557,694	51,552,541	51,926,159	49,492,216	50,353,553	52,731,474	55,497,929
Business-type activities:										
Charges for services:										
Public Buildings Authority	1,446,150	1,684,614	3,158,155	3,089,276	3,099,552	3,058,461	3,242,709	3,434,494	3,515,246	\$3,593,103
Total business-type activities program revenues	1,446,150	1,684,614	3,158,155	3,089,276	3,099,552	3,058,461	3,242,709	3,434,494	3,515,246	\$3,593,103
Total primary government program revenues	\$50,653,568	\$51,735,381	\$54,574,873	\$55,646,970	\$54,652,093	\$54,984,620	\$52,734,925	\$53,788,047	\$56,246,721	\$59,091,032

Data presented since the County implemented the new financial reporting model in 2003.

**OKLAHOMA COUNTY, OKLAHOMA**  
**CHANGES IN NET ASSETS/POSITION**  
**LAST TEN FISCAL YEARS**  
(acrual basis of accounting)  
(Unaudited)

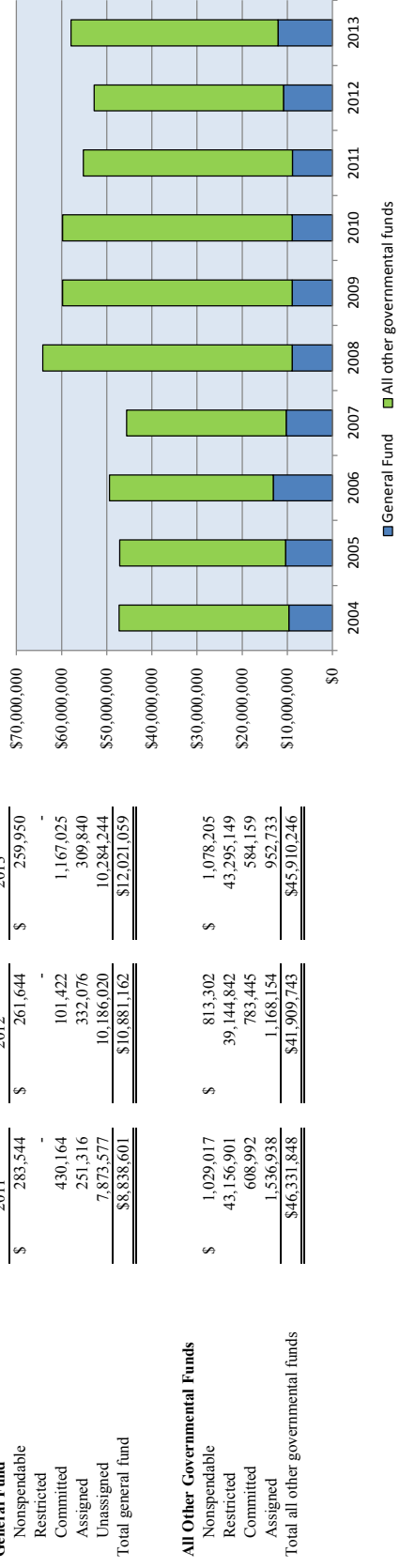
	2004	2005	2006	2007	2008	2009	2010	2011	2012	2013
Net (expense)/revenue										
Governmental activities	(\$46,080,145)	(\$47,331,493)	(\$49,101,144)	(\$52,808,905)	(\$72,905,532)	(\$71,502,937)	(\$82,890,819)	(\$81,641,220)	(\$80,119,088)	(\$84,118,722)
Business-type activities	1,210,147	199,353	706,632	436,887	487,840	369,625	616,509	891,150	537,871	4,239,587
Total primary government net expense	(\$44,869,998)	(\$47,132,140)	(\$48,394,512)	(\$52,372,018)	(\$72,417,692)	(\$71,133,312)	(\$82,274,310)	(\$80,750,070)	(\$79,581,217)	(\$79,879,136)
<b>General Revenues and Other Changes in Net Assets/Position</b>										
Governmental activities:										
Taxes										
Property taxes	\$46,142,745	\$46,753,701	49,288,680	53,204,275	54,757,528	62,161,819	75,632,425	76,572,813	76,800,092	78,230,166
Investment earnings	1,359,793	1,315,158	1,882,094	2,583,612	2,592,880	1,024,023	375,896	280,008	196,776	171,170
Miscellaneous	293,190	231,116	329,235	347,468	341,572	270,990	145,920	724,963	870,320	269,699
Gain on sale of capital assets										1,852,500
Special and extraordinary items					(1,849,513)	(44,049,570)	-	-	-	-
Transfers	657,118	698,855	769,769	1,252,592	(13,892)	174,970	29,250	373,064	100,000	515,000
Total governmental activities	48,452,846	48,998,830	52,269,778	57,387,948	55,828,575	19,582,232	76,183,491	77,950,848	77,967,187	81,038,535
Business-type activities										
Investment earnings	(417,324)	117,014	83,184	95,144	92,772	28,797	168	65	14,057	2,416
Miscellaneous		5,000								
Transfers	(657,118)	(698,855)	(769,769)	(1,252,592)	13,892	(174,970)	(29,250)	(373,064)	(100,000)	(515,000)
Total business-type activities	(1,074,442)	(576,841)	(686,585)	(1,157,448)	106,664	(146,173)	(29,082)	(372,999)	(85,943)	(512,584)
Total primary government	\$47,378,404	\$48,421,989	\$51,583,193	\$56,230,500	\$55,935,239	\$19,436,059	\$76,154,410	\$77,577,849	\$77,881,245	\$80,525,951
<b>Change in Net Assets/Position</b>										
Governmental activities	\$2,372,701	\$1,667,337	\$3,168,634	\$4,579,042	(\$17,076,957)	(\$51,920,705)	(\$6,707,328)	(\$3,690,372)	(\$2,151,901)	(\$3,080,187)
Business-type activities	135,705	(377,488)	20,047	(720,561)	594,504	223,452	587,428	518,151	451,929	3,727,003
Total primary government	\$2,508,406	\$1,289,849	\$3,188,681	\$3,858,481	(\$16,482,453)	(\$51,697,253)	(\$6,119,900)	(\$3,172,221)	(\$1,699,972)	\$646,816

Data presented since the County implemented the new financial reporting model in 2003.

**OKLAHOMA COUNTY, OKLAHOMA**  
**FUND BALANCES OF GOVERNMENTAL FUNDS**  
**LAST TEN FISCAL YEARS**  
(modified accrual basis of accounting)  
(Unaudited)

Fiscal Year	2004	2005	2006	2007	2008	2009	2010
<b>General Fund</b>							
Reserved	\$785,539	\$659,623	\$629,635	\$1,153,600	\$1,468,963	\$872,301	745,465
Unreserved	9,204,349	9,011,294	9,755,780	11,955,593	8,773,423	8,066,981	8,156,277
Total general fund	\$9,989,888	\$9,670,917	\$10,385,415	\$13,109,193	\$10,242,386	\$8,939,282	\$8,901,742
<b>All Other Governmental Funds</b>							
Reserved	\$6,444,774	\$2,500,097	\$4,311,182	2,566,546	\$3,269,353	6,104,117	2,699,584
Unreserved, reported in:							
Debt service	19,810,434	1,570,971	1,558,113	3,690,812	1,411,133	3,703,171	7,126,015
Special revenue funds	7,906,971	25,052,188	22,861,229	24,974,734	26,060,481	26,622,211	23,256,977
Capital projects funds	\$34,162,179	8,465,578	8,032,710	5,053,615	4,613,407	18,779,048	17,821,167
Total all other governmental funds	\$8,838,601	\$37,588,834	\$36,763,234	\$36,285,707	\$35,354,374	\$55,208,547	\$50,903,743

**Governmental Fund Balances**



Notes:  
The County implemented GASB Statement No. 54 in 2011, under which governmental fund balances are reported as nonspendable, restricted, committed, assigned, unassigned compared to reserved and unreserved reported in prior years.

County implemented the new financial reporting model in 2003.

**OKLAHOMA COUNTY, OKLAHOMA**  
**CHANGES IN FUND BALANCES OF GOVERNMENTAL FUNDS**  
**LAST TEN FISCAL YEARS**  
**(accrual basis of accounting)**  
**(Unaudited)**

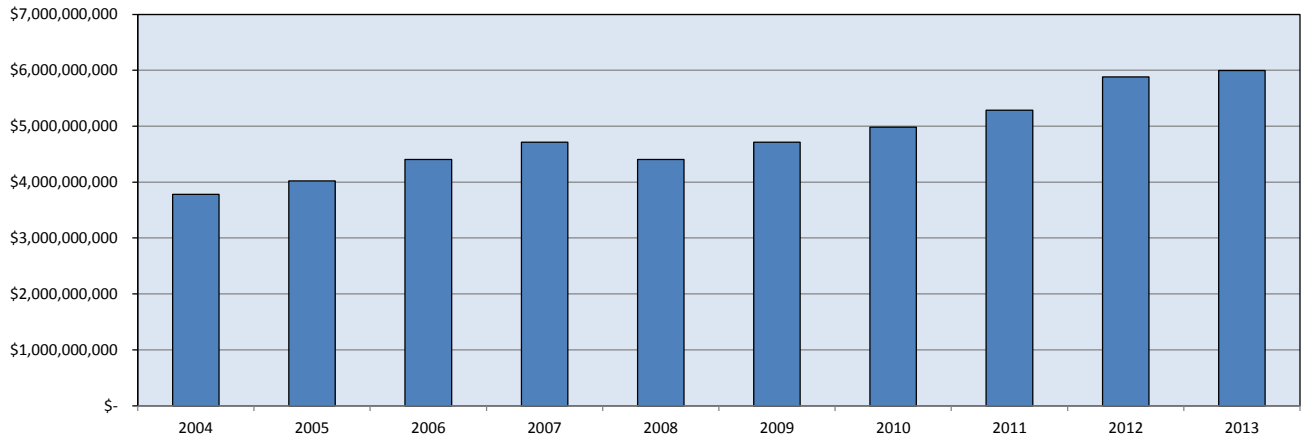
	Fiscal Year									
	2004	2005	2006	2007	2008	2009	2010	2011	2012	2013
<b>Revenues</b>										
Property taxes, other and Resale	\$46,140,045	\$46,748,301	\$ 49,286,880	\$ 54,326,475	\$ 54,503,499	\$ 61,710,763	\$ 73,650,254	\$ 76,464,398	\$ 76,881,383	\$ 78,094,355
Charges for services	10,967,945	10,689,682	10,727,352	13,306,846	12,264,442	11,024,727	10,786,707	10,765,390	15,308,759	16,114,163
Intergovernmental revenues	35,170,430	35,134,697	35,596,952	34,779,561	36,614,321	36,280,130	33,885,542	36,208,379	33,439,219	35,505,187
Interest income	1,410,766	1,733,886	2,574,149	3,398,722	3,429,535	1,330,720	352,173	200,359	115,685	347,466
Miscellaneous revenue	3,536,956	4,099,201	4,356,076	3,496,017	2,786,809	4,576,297	4,327,499	4,253,184	3,867,324	3,774,218
Total revenues	97,226,142	98,405,767	102,541,409	109,307,621	109,598,606	114,922,637	123,002,174	127,891,710	129,612,370	133,835,389
<b>Expenditures</b>										
General government	\$35,816,213	\$31,119,465	32,364,706	33,791,588	35,618,168	35,309,715	36,992,245	38,983,624	41,335,407	44,497,408
Public safety	36,183,545	39,896,004	42,785,386	46,500,195	49,801,543	51,433,527	54,025,386	53,224,428	53,623,889	55,205,047
Health and welfare	2,964,375	3,328,502	3,279,821	3,787,258	3,634,676	2,446,114	1,657,075	1,622,572	1,700,134	1,708,935
Culture and recreation	45,671	48,457	47,774	48,967	48,504	64,352	63,253	62,154	62,149	62,201
Education	325,792	363,067	441,865	434,081	461,955	499,453	475,322	475,749	470,654	496,969
Roads and highways	11,727,708	13,845,414	10,966,772	10,612,993	10,112,200	11,451,960	10,788,048	10,611,098	9,735,196	10,408,226
Debt service										
Principal	402,870	2,926,850	2,720,905	2,689,542	2,676,156	2,940,055	6,156,191	8,881,915	8,648,285	8,554,643
Interest	1,207,082	1,238,461	1,104,050	1,035,735	938,567	876,563	4,853,176	3,090,527	2,990,434	2,460,784
Bond issuance costs										
Capital outlay	9,194,619	3,617,601	8,879,171	8,334,770	10,437,419	9,476,185	12,447,903	16,018,085	13,592,283	7,821,985
Total expenditures	97,867,875	96,383,821	102,590,450	107,235,129	113,729,188	114,497,925	127,458,599	132,970,152	132,158,431	131,216,199
Excess of revenues over (under) expenditures	(641,733)	2,021,946	(49,041)	2,072,492	(4,130,582)	424,712	(4,456,425)	(5,078,442)	(2,546,061)	2,619,190
<b>Other financing sources (uses)</b>										
Transfers from other funds	2,183,465	2,377,892	1,207,031	2,992,116	1,268,527	1,139,327	829,250	2,187,293	1,279,260	2,129,866
Transfers to other funds	(1,526,347)	(1,679,037)	(1,207,031)	(2,992,116)	(1,268,527)	(964,357)	(800,000)	(1,814,229)	(1,179,260)	(1,614,866)
Bonds issued						61,500,000	-	-	-	-
Premiums on bonds						458,083	-	-	-	-
Capital leases	559,615	28,336		105,156	332,442	-	77,000	-	-	-
Sale of capital assets				79,253		42,877	7,828			
Total other financing sources (uses)	1,216,733	727,191	-	184,409	332,442	62,175,930	114,078	443,407	166,516	2,521,424
Special Items						(44,049,570)	-	-	-	-
Net change in fund balances	\$575,000	\$2,749,137	(\$49,041)	\$2,256,901	(\$3,798,140)	\$18,551,072	(\$4,342,347)	(\$4,635,035)	(\$2,379,545)	\$5,140,613
Debt service as a percentage of noncapital expenditures	1.8%	4.5%	4.0%	3.7%	3.4%	3.5%	9.2%	10.2%	9.7%	9.2%

Data presented since the County implemented the new financial reporting model in 2003.

**OKLAHOMA COUNTY, OKLAHOMA**  
**ASSESSED AND ESTIMATED ACTUAL VALUE OF TAXABLE PROPERTY**  
**LAST TEN FISCAL YEARS**  
(Unaudited)

Fiscal Year Ended June 30		Personal	Public Service	Real Estate	Less: Homestead & Veteran Exemption	Total Taxable Assessed Value	Total Direct Tax Rate	Estimated Fair Market Value
04	(1)	713,597,382	377,520,561	2,823,329,944	133,464,433	3,780,983,454	11.22	31,202,615,742
05	(1)	728,006,330	385,340,830	3,039,937,336	132,381,580	4,020,902,916	11.06	33,318,763,398
06	(1)	746,717,630	492,680,863	3,295,697,764	132,630,728	4,402,465,529	10.97	36,245,004,802
07	(1)	768,997,958	464,014,119	3,625,312,282	147,052,858	4,711,271,501	10.88	41,963,275,324
08	(1)	795,279,333	400,529,628	3,937,136,936	150,215,255	4,402,465,529	10.36	44,752,175,528
09	(1)	825,796,573	378,859,225	4,231,912,893	152,193,840	4,711,271,501	11.25	44,694,504,267
10	(1)	869,238,323	436,404,632	4,437,891,015	154,362,175	4,982,730,642	12.86	47,190,168,123
11	(1)	852,825,729	437,178,045	4,594,517,965	158,120,796	5,284,374,851	12.34	48,447,517,976
12	(1)	860,053,911	454,657,634	4,725,251,667	160,743,225	5,879,219,987	12.13	49,740,217,771
13	(1)	898,461,848	427,892,429	4,831,887,091	160,571,420	5,997,669,948	12.04	50,873,388,654

**Total Taxable Assessed Value**



(1) The assessed valuation of real estate is approximately 11%; and the valuation rates for personal property and for utility assets are approximately 14% and 22.85%, respectively.

(2) The assessed valuation of real estate is approximately 11%; and the valuation rates for personal property and for utility assets are approximately 15% and 22.85%, respectively.

Source: Assessed Valuations and Rates Oklahoma County Assessor

**OKLAHOMA COUNTY, OKLAHOMA**  
**PROPERTY TAX RATES (per \$1,000 of assessed value)**  
**DIRECT AND OVERLAPPING GOVERNMENTS**  
**LAST TEN FISCAL YEARS**  
**(Unaudited)**

	Fiscal Year									
	2013	2012	2011	2010	2009	2008	2007	2006	2005	2004
<b>County Direct Rates</b>										
General Fund	10.35	10.35	10.35	10.35	10.35	10.35	10.35	10.35	10.35	10.35
Sinking Fund	1.69	1.78	1.99	2.51	0.90	0.01	0.53	0.62	0.71	0.87
<b>Total Direct Rates</b>	<b>12.04</b>	<b>12.13</b>	<b>12.34</b>	<b>12.86</b>	<b>11.25</b>	<b>10.36</b>	<b>10.88</b>	<b>10.97</b>	<b>11.06</b>	<b>11.22</b>
<b>Overlapping Rates-County Wide</b>										
County Wide 4-Mill School Levy	4.14	4.14	4.14	4.14	4.14	4.14	4.14	4.14	4.14	4.14
City-County Health Dept	2.59	2.59	2.59	2.59	2.59	2.59	2.59	2.59	2.59	2.59
Metro Library Commission	5.20	5.20	5.20	5.20	5.20	5.20	5.20	5.20	5.20	5.20
<b>Total County-Wide Overlapping Rates</b>	<b>11.93</b>	<b>11.93</b>	<b>11.93</b>	<b>11.93</b>	<b>11.93</b>	<b>11.93</b>	<b>11.93</b>	<b>11.93</b>	<b>11.93</b>	<b>11.93</b>
<b>Overlapping Rates-Cities and Towns</b>										
Bethany	0.00	0.00	0.00	0.00	0.00	0.00	0.00	0.00	0.00	5.95
Choctaw	3.66	3.57	4.23	5.21	1.80	2.09	2.41	2.56	2.93	3.33
Del City	9.01	1.17	9.90	9.21	10.48	8.69	10.08	10.06	10.06	11.82
Edmond	0.00	0.00	0.00	0.00	0.00	0.14	0.18	0.20	0.00	0.00
Harrah	0.00	0.00	0.00	3.07	3.28	5.94	0.00	0.00	0.00	0.00
Midwest City	6.09	6.62	6.81	7.24	7.29	8.32	9.25	8.79	9.82	11.45
Nichols Hills	26.09	29.37	26.54	26.99	23.81	26.97	30.75	30.80	32.82	28.62
Nicoma Park	0.00	0.00	0.00	0.20	1.08	6.60	5.96	5.20	0.00	0.00
Oklahoma City	16.00	15.98	15.91	14.77	14.97	15.95	14.48	12.53	14.73	15.55
Spencer	0.00	0.00	0.00	0.00	0.00	0.00	0.00	4.16	5.43	5.20
Warr Acres	0.00	0.00	0.00	0.00	0.00	0.00	0.63	1.47	1.62	0.00
<b>Overlapping Rates-School Districts</b>										
Oklahoma City 89	59.29	62.09	58.70	58.43	52.48	56.73	57.07	58.02	57.84	54.44
Putnam City 1	61.64	62.43	61.20	61.52	60.72	56.90	55.96	55.14	55.71	56.09
Luther 3	53.49	53.51	55.45	55.46	56.19	57.55	44.08	44.58	46.70	46.28
Choctaw 4	72.49	70.22	69.41	68.50	66.66	63.11	62.60	62.33	61.33	63.85
Deer Creek 6	78.68	78.09	74.52	77.67	76.08	73.05	74.19	75.92	74.75	76.37
Harrah 7	63.60	61.01	59.99	61.11	57.60	58.56	56.07	57.08	58.36	59.74
Jones 9	67.98	63.42	65.26	60.50	64.30	52.11	58.15	59.90	55.40	58.20
Edmond 12	66.47	66.28	66.96	66.66	66.23	66.35	65.86	65.95	66.51	66.23
Oakdale 29	65.24	66.41	68.42	67.22	59.52	61.52	59.96	60.07	62.93	67.20
Millwood 37	55.41	56.98	56.80	58.81	59.55	55.18	57.54	56.79	55.59	63.82
Western Heights 41	60.07	62.28	61.57	63.53	57.92	60.48	59.52	59.98	60.12	58.01
Midwest City 52	66.55	64.64	65.60	65.83	65.05	64.31	62.79	59.96	61.11	61.83
Crooked Oak 53	64.28	65.84	65.10	67.40	57.90	64.17	65.37	66.73	66.85	66.41
Crutcho 74	63.87	62.01	64.02	46.96	48.18	48.14	47.56	48.60	46.68	49.47
Bethany 88	75.57	75.49	74.68	73.22	67.58	70.24	73.77	76.42	64.90	71.88
<b>Overlapping Rates-Vo-Tech Schools</b>										
Rose State College	17.10	17.18	17.32	17.40	17.30	17.67	18.29	16.35	16.50	16.62
Okla City Comm College	5.08	5.08	5.08	5.08	5.08	5.08	5.08	5.08	5.08	5.08
Francis Tuttle Career Tech 21	15.69	15.69	15.69	15.69	15.69	15.69	15.69	15.69	15.69	14.96
Metro Tech Career Tech 22	15.45	15.45	15.45	15.45	15.45	15.45	15.45	15.45	15.45	15.45
Eastern Ok Co Area C T 23	16.15	16.16	16.20	16.09	16.24	16.30	16.41	16.43	16.53	16.50
Canadian 22 - Piedmont	77.12	74.68	73.15	73.98	74.51	75.48	70.72	62.26	63.98	65.65
Canadian 69 - Mustang	66.71	66.53	66.66	67.93	68.42	68.26	68.80	60.04	65.86	67.10
Canadian Career Tech 6	15.72	15.72	15.72	15.72	15.72	15.72	15.72	15.72	15.72	15.72
Cleveland 2 - Moore	66.53	64.96	66.54	68.16	67.41	68.49	60.82	61.13	58.02	58.36
Cleveland Career Tech 17	14.58	14.58	14.58	14.58	14.58	14.58	14.58	14.58	14.58	14.58
Pottawatomie 1 - McCloud	52.13	74.74	48.48	52.75	50.93	50.62	51.56	52.50	53.94	54.56
Pottawatomie Career Tech 5	15.47	15.47	15.47	15.47	15.47	15.47	15.47	15.47	15.57	15.57

Source: Certified Levies-Oklahoma County Clerk's office

**OKLAHOMA COUNTY, OKLAHOMA  
PRINCIPAL PROPERTY TAXPAYERS  
JUNE 30, 2013  
(Unaudited)**

<u>Taxpayer</u>	<u>2013</u>			<u>2004</u>		
	<u>Taxable Assessed Value</u>	<u>Rank</u>	<u>Percentage of Total Taxable Assessed Value</u>	<u>Taxable Assessed Value</u>	<u>Rank</u>	<u>Percentage of Total Taxable Assessed Value</u>
Oklahoma Gas & Electric Company	\$185,825,289	1	2.99%	\$102,228,502	2	2.54%
Devon Headquarters LLC	\$53,563,593	2	0.86%			
Oklahoma Natural Gas/DIV ONEOK	36,379,860	3	0.46%	28,827,348	5	0.72%
Hobby Lobby Stores Inc.	32,427,998	4	0.52%			
Southwestern Bell Telephone Company	28,445,992	5	0.46%	105,225,297	1	2.62%
Quad Graphics Inc.	27,515,167	6	0.44%			
Chesapeake Land Company, LLC	15,844,748	7	0.25%			
Cox Com Inc	14,663,224	8	0.24%	24,217,683	6	0.60%
OU Medical Center	13,837,120	9	0.22%			
Penn Square LLC	11,214,175	10	0.18%			
Redbud Energy LP				56,918,725	3	1.42%
General Motors Corporation				53,122,330	4	1.32%
AT & T Communications, Inc				16,875,399	7	0.42%
AT & T Wireless Services Inc.				16,734,456	8	0.42%
OKC SMSA Southwestern Bell Wireless Serv				15,416,159	9	0.38%
The Hertz Corporation				14,960,308	10	0.37%
	<u>\$419,717,166</u>		<u>6.62%</u>	<u>\$434,526,207</u>		<u>10.81%</u>

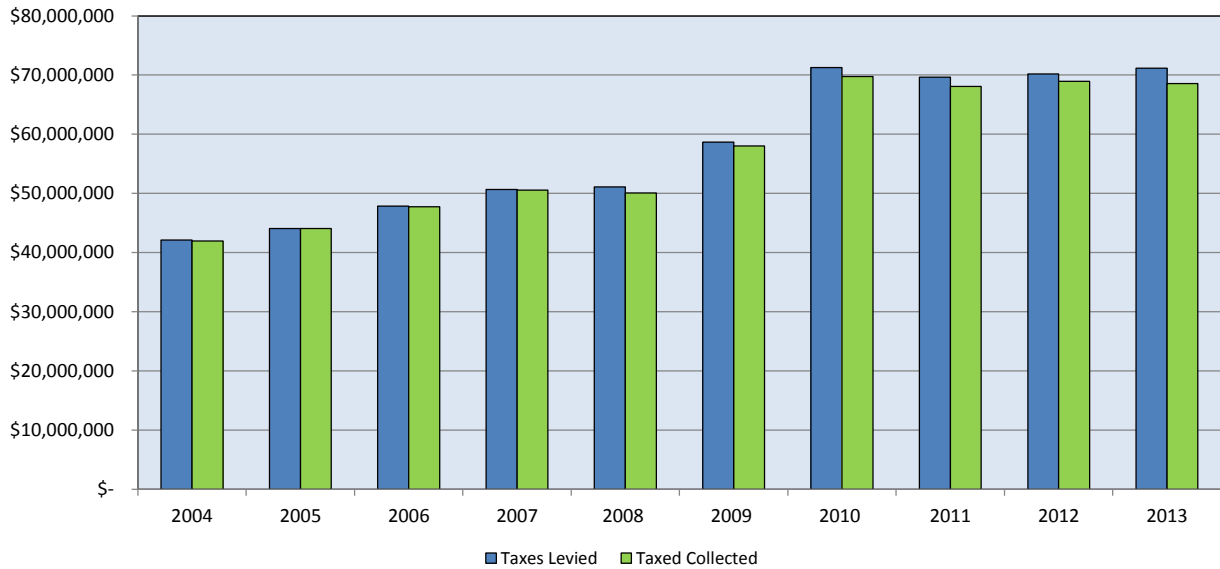
Source: Oklahoma County Assessor



**OKLAHOMA COUNTY, OKLAHOMA**  
**PROPERTY TAX LEVIES AND COLLECTIONS**  
**LAST TEN FISCAL YEARS**  
(unaudited)

Fiscal Year Ended June 30	Total Tax Levy for Fiscal Year	Collected within the Fiscal Year of the Levy		Collections in Subsequent Years	Total Collections to Date	
		Amount	Percentage of Levy		Amount	Percentage of Levy
2004	42,114,409	38,788,377	92.1%	3,137,217	41,925,594	99.6%
2005	44,075,796	40,682,262	92.3%	3,392,332	44,074,594	99.9%
2006	47,869,749	43,372,649	90.6%	4,346,706	47,719,354	99.7%
2007	50,679,386	46,489,646	91.7%	4,082,581	50,572,227	99.8%
2008	51,110,593	48,540,135	95.0%	1,547,060	50,087,195	98.0%
2009	58,682,431	56,261,016	95.9%	1,776,742	58,037,758	98.9%
2010	71,280,294	67,529,574	94.7%	2,248,052	69,777,626	97.9%
2011	69,667,491	66,347,246	95.2%	1,747,725	68,094,971	97.7%
2012	70,164,050	67,640,989	96.4%	1,298,806	68,939,795	98.3%
2013	71,137,529	68,580,470	96.4%	n/a	68,580,470	96.4%

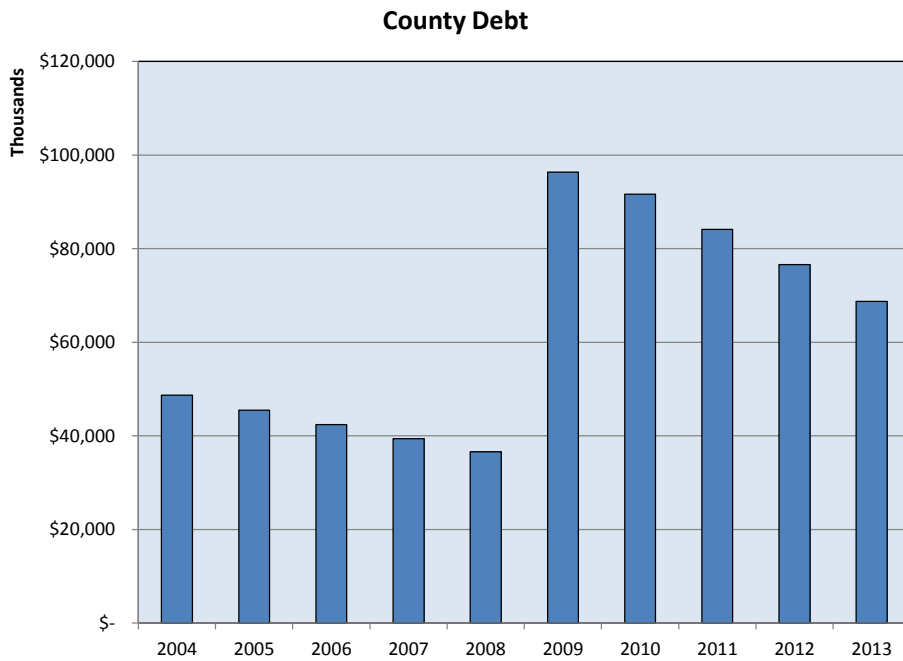
**Property Tax Levies and Collections**  
**General and Sinking Fund**



<sup>1</sup> This schedule is prepared on a cash basis and is, therefore, not necessarily comparable to GAAP-basis financial statements.

**OKLAHOMA COUNTY, OKLAHOMA**  
**RATIOS OF OUTSTANDING DEBT BY TYPE**  
**LAST TEN FISCAL YEARS**  
(Unaudited)

Fiscal Year Ended June 30	Governmental Activities		Business-Type Activities	Total Primary Government	Percentage of Personal Income <sup>1</sup>	Per Capita
	General Obligation Bonds	Capital Leases	Capital Leases			
2004	\$ 20,000,000	\$ 8,123,859	\$ 20,560,000	\$ 48,683,859	0.22%	\$73
2005	18,470,000	6,881,164	20,135,000	45,486,164	0.19%	\$67
2006	16,940,000	6,127,449	19,355,000	42,422,449	0.17%	\$63
2007	15,410,000	5,453,746	18,555,000	39,418,746	0.16%	\$58
2008	13,880,000	5,019,338	17,730,000	36,629,338	0.15%	\$54
2009	75,380,000	4,124,376	16,890,000	96,394,376	0.40%	\$146
2010	72,320,000	3,318,090	16,020,000	91,658,090	0.37%	\$136
2011	66,400,000	2,608,747	15,125,000	84,133,747	0.35%	\$129
2012	60,535,000	1,831,435	14,250,000	76,616,435	0.30%	\$110
2013	54,560,000	1,080,571	13,095,000	68,735,571	0.27%	\$99



Note: Details regarding the County's outstanding debt can be found in the notes to the financial statements.  
<sup>1</sup> See the Schedule of Demographic and Economic Statistics for personal income and population data.

**OKLAHOMA COUNTY**  
**RATIO OF GENERAL BONDED DEBT OUTSTANDING**  
**LAST TEN FISCAL YEARS**  
**(Unaudited)**

<b>Fiscal Year</b>	<b>General Obligation Bonds</b>	<b>Less: Amounts Available in Debt Service Fund</b>	<b>Total</b>	<b>Percentage of Estimated Actual Taxable Value<sup>1</sup> of Property</b>	<b>Per Capita</b>
2004	20,000,000	1,572,241	18,427,759	0.46%	\$27
2005	18,470,000	1,570,971	16,899,029	0.38%	\$25
2006	16,940,000	1,558,113	15,381,887	0.33%	\$22
2007	15,410,000	3,690,812	11,719,188	0.22%	\$17
2008	13,880,000	1,411,133	12,468,867	0.24%	\$18
2009	75,380,000	3,703,171	71,676,829	1.28%	\$101
2010	72,320,000	7,126,015	65,193,985	1.17%	\$92
2011	66,400,000	7,579,651	58,820,349	1.05%	\$83
2012	60,535,000	7,097,555	53,437,446	0.96%	\$76
2013	54,560,000	6,538,041	48,021,959	0.80%	\$68

Note: Details regarding the county's outstanding debt can be found in the notes to the financial statements.

<sup>1</sup>See the Schedule of Assessed Value and Estimated Actual Value of Taxable Property on page 102 for property value data.

<sup>2</sup>Population data can be found in the Schedule of Demographic and Economic Statistics on page 111.

**OKLAHOMA COUNTY, OKLAHOMA**  
**DIRECT AND OVERLAPPING GOVERNMENTAL ACTIVITIES DEBT**  
**JUNE 30, 2013**  
(Unaudited)

	Debt Outstanding	Percent Applicable to Oklahoma County	Amount Applicable to Oklahoma County
<b>Oklahoma County</b>	\$55,640,571	100.0%	\$55,640,571
<b><u>Overlapping Districts</u></b>			
<b>CITIES</b>			
Choctaw	1,260,000	100.0%	1,260,000
Del City	6,000,000	100.0%	6,000,000
Midwest City	6,900,000	100.0%	6,900,000
Nichols Hills	22,815,000	100.0%	22,815,000
Oklahoma City	599,460,000	82.3%	493,355,580
<b>SCHOOL DISTRICTS</b>			
Oklahoma City	157,610,000	100.00%	157,610,000
Putnam City	70,465,000	100.0%	70,465,000
Luther	1,985,000	94.3%	1,871,855
Choctaw-Nicoma Park	20,025,000	100.0%	20,025,000
Deer Creek	18,700,000	90.2%	16,867,400
Harrah	3,200,000	91.2%	2,918,400
Jones	1,720,000	100.0%	1,720,000
Edmond	123,685,000	95.8%	118,490,230
Oakdale	6,455,000	100.0%	6,455,000
Millwood	1,130,000	100.0%	1,130,000
Western Heights	17,440,000	100.0%	17,440,000
Midwest City-Del City	36,950,000	97.3%	35,952,350
Crooked Oak	1,200,000	100.0%	1,200,000
Crutch	815,000	100.0%	815,000
Bethany	745,000	100.0%	745,000
Eastern Oklahoma County Votech #23	600,000	96.8%	580,800
Rose State College	1,700,000	97.8%	1,662,600
Piedmont (Canadian County)*	8,905,000	24.0%	2,137,200
Mustang (Canadian County)*	33,170,000	3.8%	1,260,460
Moore (Cleveland County)	57,155,000	8.2%	4,686,710
McCloud (Pottawatomie County)	1,725,000	19.6%	338,100
<b>Subtotal Overlapping Districts</b>	1,201,815,000	<b>82.8%</b>	994,701,685
<b>TOTAL</b>	<b>\$1,257,455,571</b>		<b>\$1,050,342,256</b>

Source: Estimate of Needs from each City, School, or Joint School District

(continued)

**OKLAHOMA COUNTY, OKLAHOMA**  
**DIRECT AND OVERLAPPING GOVERNMENTAL ACTIVITIES DEBT**  
**JUNE 30, 2013**  
(Unaudited)

<b>Governmental Unit</b>	<b>Debt Outstanding</b>	<b>Estimated Percentage Applicable<sup>1</sup></b>	<b>Estimated Share of Overlapping Debt</b>
Overlapping debt repaid with property taxes: County	\$1,201,815,000	82.8%	\$994,701,685
Oklahoma County direct debt	\$55,640,571	100.0%	<u>55,640,571</u>
Total direct and overlapping debt			<u><u>\$1,050,342,256</u></u>

Sources: Assessed value data used to estimate applicable percentages provided by the County Board of Equalization and Assessment. Debt outstanding data provided by the county.

Note: Overlapping governments are those that coincide, at least in part, with the geographic boundaries of the county. This schedule estimates the portion of the outstanding debt of those overlapping governments that is borne by the residents and businesses of Oklahoma County. This process recognizes that, when considering the government's ability to issue and repay long-term debt, the entire debt burden borne by the residents and businesses should be taken into account. However, this does not imply that every taxpayer is a resident, and therefore responsible for repaying the debt, over each overlapping government.

<sup>1</sup>The percentage of overlapping debt applicable is estimated using taxable assessed property values. Applicable percentages were estimated by determining the portion of the county's taxable assessed value that is within the government's boundaries and dividing it by the county's total taxable assessed value.

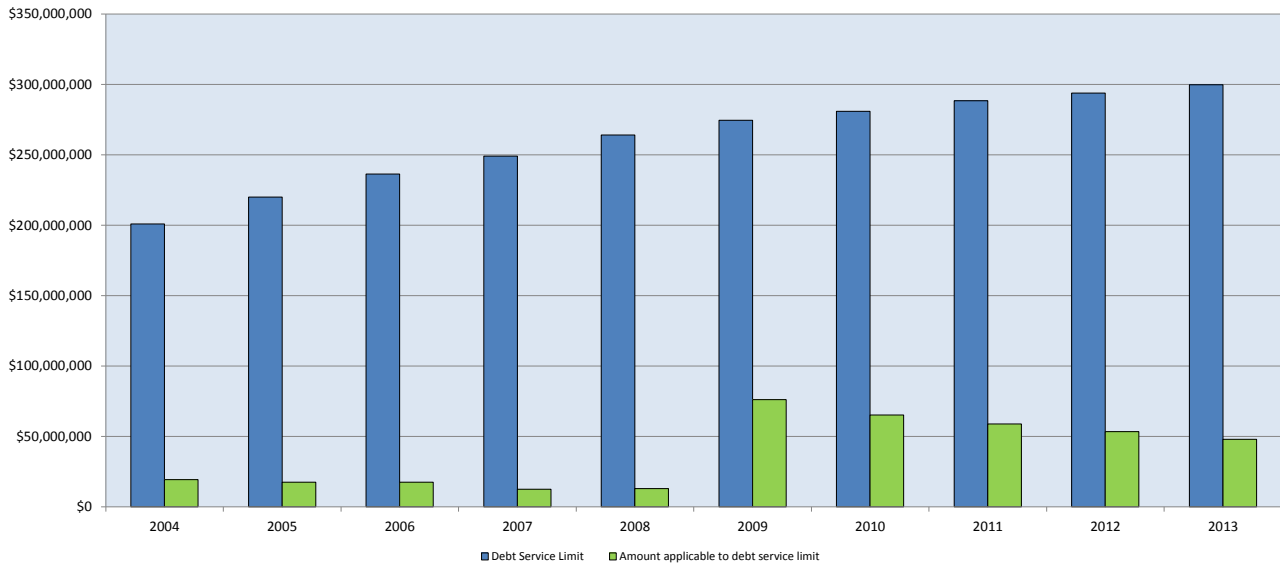
**OKLAHOMA COUNTY  
LEGAL DEBT MARGIN INFORMATION  
LAST TEN FISCAL YEARS  
(Unaudited)**

	2004	2005	2006	2007	2008	2009	2010	2011	2012	2013
Debt limit	\$201,045,146	\$220,123,276	\$236,389,427	\$249,136,532	\$264,218,743	\$274,552,566	\$281,035,596	\$288,354,786	293,873,234	299,883,497
Total net debt applicable to limit	19,461,700	17,545,901	17,550,618	12,452,671	12,954,377	76,106,248	65,193,985	58,820,349	53,437,445	48,021,959
Legal debt margin	<u>\$181,583,446</u>	<u>\$202,577,375</u>	<u>\$218,838,809</u>	<u>\$236,683,861</u>	<u>\$251,264,366</u>	<u>\$218,838,809</u>	<u>\$215,841,611</u>	<u>\$229,534,437</u>	<u>240,435,789</u>	<u>251,861,538</u>
Total net debt applicable to the limit as a percentage of debt limit	9.68%	7.97%	7.42%	5.00%	4.90%	27.72%	23.20%	20.40%	18.18%	16.01%

**Legal Debt Margin Calculation for Fiscal Year 2013**

Assessed value	\$6,158,241,368
Less: exempt real property	<u>(160,571,420)</u>
Total assessed value	\$5,997,669,948
Debt limit (5% of total assessed value)	299,883,497
Debt applicable to limit:	
General obligation bonds	54,560,000
Less: Amount available in Debt Service fu	<u>(6,538,041)</u>
Total net debt applicable to limit	48,021,959
Legal debt margin	<u>\$251,861,538</u>

**Legal Debt Service Limit**



Note: Under state finance law, Oklahoma County's outstanding general obligation debt should not exceed 5% of total assessed property value. By law, the general obligation debt subject to the limitation may be offset by amounts set aside for repaying general obligation bonds.

**OKLAHOMA COUNTY  
DEMOGRAPHIC AND ECONOMIC STATISTICS  
LAST TEN FISCAL YEARS  
(Unaudited)**

Fiscal Year	Population <sup>1</sup>	Personal Income	Per Capita		Median Age <sup>3</sup>	Education Level in Years of		School Enrollment <sup>5</sup>	Unemployment Rate <sup>6</sup>
			Income <sup>2</sup>	Personal		Formal	Schooling <sup>4,5</sup>		
2004	679,498	\$ 22,409,844,040	\$ 32,980		34.3	83.4%	108,184	4.5%	
2005	687,578	\$ 23,781,260,286	\$ 34,587		34.6	84.5%	109,256	4.4%	
2006	693,567	\$ 25,190,353,440	\$ 36,320		34.2	83.5%	110,633	3.8%	
2007	691,266	\$ 24,334,636,998	\$ 35,203		34.3	83.5%	104,264	4.8%	
2008	701,807	\$ 27,354,331,439	\$ 38,977		34.9	83.4%	104,786	4.6%	
2009	706,617	\$ 30,995,048,088	\$ 43,864		35.0	86.5%	106,880	5.8%	
2010	716,704	\$ 29,478,752,224	\$ 41,131		33.8	85.3%	109,332	6.7%	
2011	718,633	\$ 30,083,414,646	\$ 41,862		33.9	85.3%	111,637	5.5%	
2012	732,371	\$ 31,413,589,303	\$ 42,893		34.8	85.4%	114,545	5.0%	
2013	741,781	\$ 33,440,971,042	\$ 45,082		34.3	85.9%	118,030	5.4%	

Data Sources

<sup>1</sup>Bureau of the Census/County Regional Planning Commission

<sup>2</sup>U. S. Census Bureau

<sup>3</sup>U. S. Census Bureau

<sup>4</sup>This column shows the percentage of the County population 25 years and older who are high school graduates or higher.

<sup>5</sup>Data provided by State Department of Education.

<sup>6</sup>Bureau of Labor Statistics.

Note: Population, median age, and education level information are based on surveys conducted during the last qtr of the calendar yr.

Personal income information is a total for the year. Unemployment rate information is an adjusted yearly average.

School enrollment is based on the census at the start of the school year.

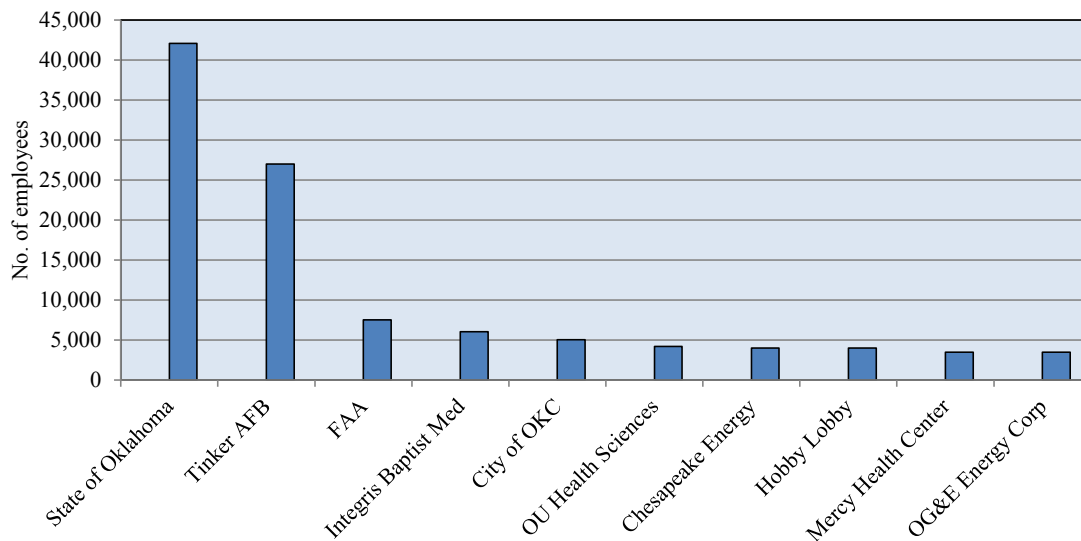
**OKLAHOMA COUNTY  
PRINCIPAL EMPLOYERS  
CURRENT YEAR AND TEN YEARS AGO  
(Unaudited)**

<u>Employer</u>	<u>2013</u>			<u>2004</u>		
	<u>Employees</u>	<u>Rank</u>	<u>% of Total County Employment<sup>1</sup></u>	<u>Employees</u>	<u>Rank</u>	<u>% of Total County Employment<sup>2</sup></u>
State of Oklahoma	42,100	1	7.04%	35,000	1	8.52%
Tinker AFB	27,000	2	4.52%	26,000	2	6.33%
FAA	7,500	3	1.25%			
Integris Baptist Med	6,025	4	1.01%			
City of OKC	5,040	5	0.84%			
OU Health Sciences	4,200	6	0.70%	3,200	10	0.78%
Chesapeake Energy	4,000	7	0.67%			
Hobby Lobby	4,000	8	0.67%			
Mercy Health Center	3,450	9	0.58%			
OG&E Energy Corp	3,450	10	0.58%			
U. S. Postal Service				8,706	3	2.12%
OKC School Dist				5,900	4	1.44%
Integris Health				5,850	5	1.42%
OKC School Dist				4,900	6	1.19%
S. W. Bell Yellow Pages				3,560	7	0.87%
Lucent Tech						
Express Personnel				3,400	8	0.83%
General Motors				3,400	9	0.83%

<sup>1</sup>(597,817) per State Department of Commerce

<sup>2</sup>(410,660) per State Department of Commerce

**Principal Employer  
2013**

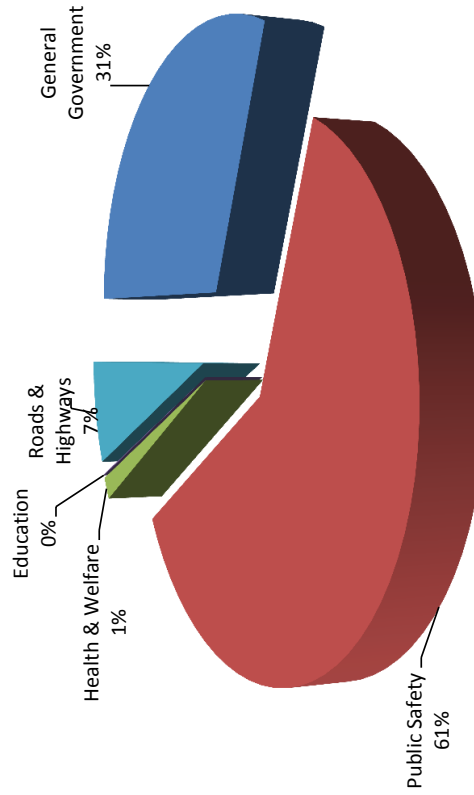




**OKLAHOMA COUNTY**  
**FULL-TIME EQUIVALENT COUNTY GOVERNMENT EMPLOYEES BY FUNCTION**  
**LAST TEN FISCAL YEARS**  
(Unaudited)

	As of June 30, 2013									
	<u>2004</u>	<u>2005</u>	<u>2006</u>	<u>2007</u>	<u>2008</u>	<u>2009</u>	<u>2010</u>	<u>2011</u>	<u>2012</u>	<u>2013</u>
<b>Function</b>										
General Government	572	557	573	546	556	539	508	502	508	489
Public Safety	919	899	936	982	1,015	1,020	962	975	1,006	960
Health & Welfare	70	60	76	80	55	22	23	24	23	23
Education	1	1	1	1	1	1	1	1	1	1
Roads & Highways	148	137	130	125	113	121	118	106	111	106
<b>Total</b>	<b>1,710</b>	<b>1,654</b>	<b>1,716</b>	<b>1,734</b>	<b>1,740</b>	<b>1,703</b>	<b>1,612</b>	<b>1,608</b>	<b>1,649</b>	<b>1,579</b>

**Full-time Equivalent County Employees by Function**  
**FY 2012-2013**



Source: Oklahoma County Clerk Payroll Department

**OKLAHOMA COUNTY  
OPERATING INDICATORS BY FUNCTION  
LAST TEN FISCAL YEARS  
(Unaudited)**

Function	03/04	04/05	05/06	06/07	07/08	08/09	09/10	10/11	11/12	12/13
<b>Public Safety</b>										
<b>Sheriff</b>										
Inmates Booked/Released	90,122	91,007	88,898	85,831	89,349	76,337	75,509	82,026	72,143	75,878
Dispatch - Total calls for all agencies	54,673	61,258	63,237	66,121	63,856	82,317	80,615	271,607	335,832	284,758
Civil process served	14,858	15,075	14,885	11,598	11,509	10,568	11,963	11,476	10,387	10,569
Patrol - Calls for service	11,886	12,075	17,320	18,898	20,789	37,890	31,624	8,504	9,592	8,227
Patrol - Miles	1,063,601	1,077,250	967,418	1,046,647	935,191	886,983	915,152	859,510	1,044,838	885,935
Warrants/Records Cleared	2,211	2,475	16,334	17,785	17,693	20,118	18,149	30,138	37,649	38,308
<b>Juvenile Bureau</b>										
Clients referred to probation	632	582	464	500	546	301	395	384	361	370
Juveniles referred to intake	1,689	1,794	1,910	1,698	1,616	1,577	1,800	2,632	1,882	1,800
Probations closed successfully	397	318	322	358	284	123	200	220	129	300
Admissions to Detention	1,909	1,775	1,700	1,731	1,760	1,189	1,600	1,525	990	1,500
Average daily population	69	75	78	82	74	68	68	63	66	65
<b>Conditional Bond</b>										
Clients interviewed			1,098	1,098	2,954	3,129	2,998	2,742	2,896	2,880
Clients released			303	303	599	497	466	415	403	430
<b>OR Bond</b>										
Clients interviewed	5,931	7,822	7,067	7,067	8,858	8,598	8,778	8,530	10,911	9,400
Clients released	543	1,099	1,391	1,391	1,086	1,380	1,188	956	853	1,000
<b>Community Service</b>										
New cases worked	2,800	2,532	2,554	3,558	2,924	6,558	2,335	2,484	2,606	2,600
<b>Health &amp; Welfare</b>										
<b>Social Services</b>										
Prescriptions filled	11,116	10,386	11,090	12,008	11,009	16,608	16,608	16,714	18,914	21,000
Burial/Cremations provided	155	201	222	192	168	163	121	132	133	200
<b>Culture &amp; Recreation</b>										
<b>Free Fair</b>										
County Fair & Livestock Show	12,750	10,000	10,000	10,000	14,000	14,000	13,000	14,000	13,500	11,000
<b>Education</b>										
<b>OSU Extension</b>										
Master Gardener Contacts	44,000	40,000	50,000	60,000	50,000	55,000	67,000	75,000	83,000	85,000
Horticulture Contacts	4,000	2,500	2,500	2,500	5,000	5,000	5,000	5,500	6,800	4,432
Family & Consumer Sciences Contacts	2,300	2,000	2,000	3,000	3,000	3,500	4,200	4,500	5,300	3,200
4H Contacts	14,500	12,000	12,000	20,000	21,000	21,000	22,000	22,000	23,000	18,000
Soil Samples & other tests	1,300	900	900	1,350	1,500	1,500	1,699	1,800	1,950	1,684
<b>Road &amp; Highway</b>										
Dist. 1										
Number of road miles constructed or rehabilitat	9	7	22	24	14	14	15	15	16	8
Number of bridges replaced or rehabilitated			5	3	5	4	4	5	4	3
Dist. 2										
Number of road miles constructed or rehabilitat	28	13	38	20	23	6	20	23	16	15
Number of bridges replaced or rehabilitated		1	1	5	6	0	0	0	3	4
Dist. 3										
Number of road miles constructed or rehabilitat	3	9	17	17	13	9	11	11	15	4
Number of bridges replaced or rehabilitated			0	1	0	2	1	1	2	2

Source: Oklahoma County Individual Departments

Data available for nine years and will ultimately include ten years.

**OKLAHOMA COUNTY**  
**CAPITAL ASSET STATISTICS BY FUNCTION**  
**LAST TEN FISCAL YEARS**  
(Unaudited)

	03/04	04/05	05/06	06/07	07/08	08/09	09/10	10/11	11/12	12/13
<b>Public Safety</b>										
Sheriff	1	1	1	1	1	1	1	1	1	1
Jail	1	1	1	1	1	1	1	1	1	1
Training Center	1	1	1	1	1	1	1	1	1	1
Sub-Station	1	1	1	1	1	1	1	1	1	1
Fleet-Patrol Units	194	191	231	223	263	172	180	187	216	217
Emergency Management Vehicles	28	42	38	42	50	43	39	37	36	36
Juvenile Bureau Vehicles	12	11	15	16	12	17	18	20	18	19
<b>Health &amp; Welfare</b>										
Social Services Vehicles	4	4	4	4	2	2	1	2	2	2
<b>Road &amp; Highway</b>										
Heavy Equipment	210	206	202	214	229	227	214	205	198	202
Other vehicles	79	70	73	75	81	78	86	89	124	115
County shops	3	3	3	3	3	3	3	3	3	3
Road miles (based on calendar year)	2004 536	2005 591	2006 590	2007 591	2008 594	2009 596	2010 596	2011 596	2012 598	2013 549