

Oklahoma County, Oklahoma
Comprehensive Annual Financial Report



For The Fiscal Year Ended June 2015

Prepared in the Office of Carolynn Caudill,
County Clerk and Secretary to the Budget Board/Excise Board
and Board of County Commissioners

Photo Courtesy of Rick Buchanan



***OKLAHOMA COUNTY, OKLAHOMA
COMPREHENSIVE ANNUAL FINANCIAL REPORT***

FOR FISCAL YEAR ENDED JUNE 30, 2015

***PREPARED BY THE FINANCE DIVISION
OF THE OKLAHOMA COUNTY CLERKS' OFFICE***

Carolynn Caudill, Oklahoma County Clerk

**OKLAHOMA COUNTY
TABLE OF CONTENTS
COMPREHENSIVE ANNUAL FINANCIAL REPORT
For the fiscal year ended June 30, 2015**

I. INTRODUCTORY SECTION	PAGE
Letter of Transmittal	3
GFOA Certificate of Achievement for Excellence in Financial Reporting	10
Elected County Officials	11
County Government Organizational Chart	12
II. FINANCIAL SECTION	
Report of the Independent Auditors	13
Management’s Discussion and Analysis	16
BASIC FINANCIAL STATEMENTS	
Government-wide Financial Statements:	
Statement of Net Position	29
Statement of Activities	30
Fund Financial Statements:	
Balance Sheet – Governmental Funds	31
Statement of Revenues, Expenditures, and Changes in Fund Balances- Governmental Funds	32
Reconciliation of the Statement of Revenues, Expenditures, and Changes in Fund Balances of Governmental Funds to the Statement of Activities	33
Statement of Net Position-Proprietary Fund	34
Statement of Revenues, Expenses, and Changes in Fund Net Position – Proprietary Fund	35
Statement of Cash Flows-Proprietary Fund	36
Statement of Fiduciary Net Position-Fiduciary Funds	37
Statement of Changes in Fiduciary Net Position-Fiduciary Funds	38
Notes to the Financial Statements	39
REQUIRED SUPPLEMENTARY INFORMATION:	
Schedule of Changes in Net Pension Liability and Related Ratios – Defined Benefit Retirement Plan.....	78
Schedule of Employer Contributions – Defined Benefit Retirement Plan.....	79
Schedule of Investment Returns – Defined Benefit Retirement Plan.....	80

OKLAHOMA COUNTY
TABLE OF CONTENTS, continued

Schedule of Funding Progress- Other Post Employment Benefits 81
Schedule of Revenues, Expenditures, and Changes in Fund Balances-Budget
and Actual - General Fund 82
Schedule of Revenues, Expenditures, and Changes in Fund Balances-Budget
and Actual – Highway Cash Fund. 87
Schedule of Revenues, Expenditures, and Changes in Fund Balances-Budget
and Actual – Resale Property Fund. 88
Notes to the Required Supplementary Information 89

COMBINING AND INDIVIDUAL FUND STATEMENTS AND SCHEDULES

Non-Major Governmental Funds:

Combining Balance Sheet – Non-Major Governmental Funds 90
Combining Statement of Revenues, Expenditures, and Changes in Fund
Balances - Non-Major Governmental Funds 93

Debt Service Fund:

Schedule of Revenues, Expenditures, and Changes in Fund Balances-Budget
and Actual 96

Fiduciary Funds:

Statement of Changes in Assets and Liabilities – Agency Funds..... 97

III. STATISTICAL SECTION

Net Position by Component 99
Changes in Net Position 100
Fund Balances of Governmental Funds 102
Changes in Fund Balances of Governmental Funds 103
Assessed Value and Estimated Actual Value of Taxable Property 104
Property Tax Rates-Direct and Overlapping Governments 105
Principal Property Taxpayers 106
Property Tax Levies and Collections 107
Ratios of Outstanding Debt by Type 108
Ratios of General Bonded Debt Outstanding 109
Direct and Overlapping Governmental Activities Debt 110
Legal Debt Margin Information 112
Demographic and Economic Statistics 113
Principal Employers 114
Full-time Equivalent County Employees by Function 115
Operating Indicators by Function 116
Capital Asset Statistics by Function 117

I - Introductory Section





CAROLYNN CAUDILL
OKLAHOMA COUNTY CLERK

DANNY LAMBERT, CHIEF DEPUTY

February 29, 2016

To the Citizens of Oklahoma County and the Honorable Members of the Oklahoma County Budget Board:

We hereby issue the 2015 Comprehensive Annual Financial Report (CAFR) of Oklahoma County for fiscal year ended June 30, 2015. The CAFR provides a comprehensive overview of the county's financial position and the results of operations for the past fiscal year. This report complies with requirements of state statutes. The Oklahoma County Clerk's Finance Department, prepared this report using generally accepted accounting principles (GAAP) and it has been audited by the Office of the State Auditor and Inspector in accordance with generally accepted auditing standards.

This report consists of management representations concerning finances of the County. Consequently the responsibility for the accuracy of the data and the completeness and fairness of the presentation, including all disclosures, rests with the County. To provide a reasonable basis for making these representations, the County follows the guidelines of state statute which has established an internal control framework designed to protect the County's assets from loss, theft, or misuse and to compile sufficient reliable information for the preparation of the County's financial statements in conformity with GAAP. The framework of internal controls has been designed to provide reasonable rather than absolute assurance the financial statements will be free from material misstatements. As management, we assert, to the best of our knowledge and belief, this financial report is complete and reliable in all material respects.

In accordance with Title 19.O.S. 2001 §171, the State Statute requires an annual audit for Oklahoma County. The audit is performed by the Oklahoma State Auditor and Inspector's Office. The audit is required to be performed in accordance with Generally Accepted Auditing Standards, which are established by the Auditing Standards Board and Government Auditing Standards issued by the Comptroller General of the United States. The independent auditor's report is located at the front of the financial section of this report. The auditors also perform a single audit according to the provisions of the Single Audit Act and the U.S. Office of Management and Budget (OMB). The findings and recommendations as a result of the audit, according to OMB Circular A-133, are reported under separate cover.

GAAP requires management provide a narrative introduction, overview, and analysis to accompany the basic financial statements in the form of Management's Discussion and Analysis (MD&A). This letter of transmittal is designed to complement MD&A and should be read in conjunction with it. The County's MD&A can be found immediately following the Report of Independent Auditors.

PROFILE OF OKLAHOMA COUNTY

Situated in the heart of downtown Oklahoma City, the Oklahoma County Courthouse is the hub of many diverse activities. Consisting of a Courthouse Building, a County Office Building, a County Jail, and a Juvenile Justice Center, the government of Oklahoma County employs more than 1,700 people and is a multi-million dollar operation.

Based on the U.S. Census Bureau, Oklahoma County has an estimated 2012 population of 741,781, making it the most populous county in the State of Oklahoma. The land area of Oklahoma County is 775 square miles. While Oklahoma is known for its oil and gas industry and its agricultural base, Oklahoma County has a diverse economy of manufacturing, aerospace, service, and industrial companies. Additionally, Oklahoma County is the home to Tinker Air Force Base, which is one of the largest depots for aircraft maintenance in the U.S. Department of Defense.

Oklahoma County is a constitutional form of government comprised of eight elected officials. These eight elected officials comprise the Oklahoma County Budget Board. There are three County Commissioners which form the Board of County Commissioners, a County Clerk, a Court Clerk, a Treasurer, a Sheriff, and an Assessor. The County Excise Board, consisting of three appointed members, officially certifies budgets and financial statements for the County as well as certain Oklahoma County municipalities and school districts. The County Clerk is secretary to these public boards. These Boards comprise the management of Oklahoma County and are responsible for the administration of County services and information presented in the Comprehensive Annual Financial Report. All county officials are represented in civil matters by the Oklahoma County District Attorney, who is an elected official representing a state judicial district that encompasses Oklahoma County.

Oklahoma County government is a subdivision of the state government, and all of the powers exercised by the County are those delegated by the State, as authorized by the State Legislature and the State Constitution. The State Auditor and Inspector is charged with the duty of auditing the fiscal matters of Oklahoma County on an annual basis.

Financial Reporting Entity

The financial reporting entity consists of (a) the primary government, (b) organizations for which the primary government is financially accountable, and (c) other organizations for which the primary government is not financially accountable, but for which the nature and significance of their relationship with the primary government are such that exclusion would cause the reporting entity's financial statements to be misleading or incomplete.

Component Units

Component units are legally separate organizations for which the elected officials of the primary government are financially accountable. In addition, component units can be other organizations for which the nature and significance of their relationship with the primary government are such that exclusion would cause the reporting entity's financial statements to be misleading or incomplete.

Oklahoma County has two component units - The Oklahoma County Finance Authority, a discretely presented component unit, and the Oklahoma County Public Buildings Authority, a blended component unit. Both issue separately audited Component Unit Financial Statements (CUFS).

Related Organizations

The following related organizations are excluded from the financial reporting entity because the County has determined that these entities do not meet the component unit criteria defined previously. Financial statements are available from the respective organizations. Related organizations are Oklahoma County Home Finance Authority, Oklahoma Industries Authority, Oklahoma County Industrial Authority and Oklahoma County Utility Services Authority.

Accountability and Budgetary Controls

The County has a comprehensive accounting and budgetary system. The County has a balanced budget and complies with requirements of the State Statutes and Oklahoma Constitution. The Budget Board of Oklahoma County has made every effort to comply with the guidelines for the Oklahoma County Budget Act as set out in Title 19, of the Oklahoma Statutes, Sections 1401-1421.

The County has a comprehensive set of internal controls, which are reviewed annually as a part of the audit and routinely by management. The County Clerk and the County Treasurer assist the state auditors in annual routine audits and assist in recommending and implementing new accounting procedures and internal controls.

Additionally, the County maintains budgetary controls to ensure compliance with legal provisions incorporated in the annual appropriated budget. The County Budget Board and the County Excise Board approves annually appropriated budgets for the General Fund, the Debt Service Fund as well as the major special revenue funds Highway Cash and Resale Property along with all other special revenue funds. The level of budgetary control within the fund is by department and classification, described in Note II.A. of the financial statements.

Financial Policies

Oklahoma County follows the prescribed policies and procedures outlined in Oklahoma law to guide the budgeting and financial practices. The County maintains a financial and budgetary control system whereby expenditures and revenues are tracked in the County's financial system to ensure adherence to the budget. Monthly reports are prepared and presented to the County Budget Board that compare actual revenues and expenditures to budgeted amounts and provide a picture of the County's cash position.

FACTORS AFFECTING FINANCIAL CONDITION

Local Economy and Economic Outlook

As the largest county in the state and the home of the State Capital, Oklahoma County accounts for 19 percent of the state's population, and 27 percent of the state's labor force. The availability of low-priced real estate, an abundant skilled labor force, a low cost of doing business, and a centralized geographical location make Oklahoma County a prime location for business. These assets continue to be the key to Oklahoma County's growth as reflected in its 4.1% unemployment rate compared to the national 5.3% rate as of June 30.

While the fate of the Oklahoma economy has long been linked to the energy sector, the Oklahoma City metropolitan area economy has become increasingly diverse over the past decade, largely the results of efforts by business and community leaders to better insulate the local economy from the "boom and bust" cycles of the oil industry. The metropolitan area economy is comprised of a dozen major sectors that include: education and health services; financial; information; professional and business services; wholesale and retail trade; construction;

government; manufacturing; mining; transportation, warehousing and utilities, and; leisure and hospitality. The local economy's stability is enhanced by the presence of Oklahoma state government, numerous federal agencies, and Tinker Air Force Base.

The City of Oklahoma City is the largest city in Oklahoma County, and as the hub of the increasingly vibrant, larger Oklahoma City metropolitan area, it continues to serve as an important source of economic stimulus for the county and surrounding region. The emergence of Oklahoma City onto the national scene is rapidly becoming a model for economic revitalization and public/private sector cooperation. The Oklahoma City Thunder continues to be a stunning success in their seventh season adding to the national reputation of the City as it develops a larger presence on the national level. In 2014 the Thunder organization was named seventh on ESPN's list the ultimate top franchises in all of pro sports.

The revitalization of the downtown "bricktown" Oklahoma City area continues to strengthen the core business center of the metropolitan area. The city and county in turn are benefiting from the strength of the surrounding metropolitan area and enjoying the type of strong job and income growth that is typical of a regional economy that is reaching critical mass as the population approaches 1.2 million. Combined with its relatively low housing prices, the area offers an attractive cost-of-living-adjusted standard of living to workers.

In 2015, Oklahoma City continued to garner national acclaim and in July 2015 Fortune magazine ranked Oklahoma City No. 8 on its list of the best cities to find a job in 2015. Unemployment is down to 5.5% nationally and in Oklahoma City that rate is at 3.4% making it one of the top cities to find a job. Fortune combined Census population data with Bureau of Labor Statistics unemployment rates by metropolitan area to find how average unemployment rates fared for the 100 largest cities in the country.

In July 2015, Glassdoor named Oklahoma City No. 10 on its list of cities in the U.S. that have recovered most from the recession. Glassdoor looked at how much the local unemployment rate has fallen since the end of the recession in 2009 at 2.4% as well as how much employment has grown, up 19% and how much the average hourly wage, up 14%, in the City has increased. According to the *Wall Street Journal*, Oklahoma City ranks No. 1 in home value increases since pre-recession highs of 2007. OKC home values have increased 13.1 percent, nearly doubling second-place Denver's growth.

In September 2015, Oklahoma City ranked No. 1 on Entrepreneur.com's list of 25 cities worth moving to if you want to launch a business. The article states "combine a strong small-business lending environment and a lower cost of living, you have a surprising startup haven. Multiple other publications list it as a fast-growing city that's great for recent graduates and among the best for starting a business".

Other accolades include being ranked No. 2 out of 25 of the largest cities on Wallethub's list of healthiest housing markets and the fifth friendliest city in America according to Travel and Leisure magazine.

The Center for Applied Economic Research (CAER) at Oklahoma State University reports that the recent dramatic decline in energy prices has caused economic growth in Oklahoma to stagnate. Based on preliminary data through September 30 for 2015, growth in annual average Oklahoma employment is expected to slow from 1.1 percent in 2014 to .06 percent in 2015. Over the year, energy sector employment will have fallen nearly eleven percent. Despite the decline in the energy sector, significant job growth during 2015 will be registered to construction, transportation equipment manufacturing, wholesale trade, retail trade, finance and insurance services, professional and business services, leisure and hospitality services, administrative and

support and waste management services, management of companies and enterprises, educational services and healthcare and social assistance services.

Slowing of worldwide demand for oil and sluggish production responses to the glut of oil is forecast to keep oil prices near their current levels throughout most of 2016. Continued weakness in the oil sector is forecast to cause employment in Oklahoma's energy sector to decline another eleven percent in 2016. The ripple effects from the energy sector decline is forecast to cause employment declines in most durable goods manufacturing sectors, transportation and public utility services, and state government, and moderate growth in other sectors in the state. A forecasted robust U.S. economy offsets the employment losses associated with the energy sector, producing overall annual average employment growth in the state of only 0.1 percent in 2016. Strongest growth will continue to be in the construction sector, with forecasted growth of 3.6 percent. Continued significant growth in employment also is forecast for many of the service sectors that grew in 2015. Personal income growth is forecast to slow from 4.7 percent in 2014 to approximately 3 percent in each of 2015 and 2016. Unemployment is forecast to average 4.3 percent in 2015, picking up slightly to 4.4 percent in 2016.

At the local level, employment in Oklahoma County and the Oklahoma City Metropolitan area continues to grow at a robust pace, greatly exceeding that in the rest of the state. According to CAER, Oklahoma County monthly wage and salary employment levels will finish 2015 at 2.1 percent above levels in 2014, nearly matching the expected employment growth rate for the Oklahoma City Metropolitan area of 2.2 percent. Following the state, employment is forecast to slow to 1.3 and 1.7 percent in 2016 for Oklahoma County and the Oklahoma City Metropolitan area, respectively. This puts employment growth roughly on par with that of the nation as the rural parts of Oklahoma have been more adversely affected by the energy sector decline. Taxable retail sales in Oklahoma County are forecast to grow 2.6 percent in 2015 and 3.1 percent in 2016.

Although the decline in the energy sector has slowed growth in Oklahoma County and the Oklahoma City Metropolitan area, strong U.S. growth and continued strength in other sectors in the areas will propel decent growth in 2016. Once the energy sector bottoms out, no longer acting as a drag on the local economies, growth in both areas will once again outpace that of the nation. The Oklahoma City region continues to benefit from the Oklahoma City's Metropolitan Area Projects (MAPS) and a favorable housing regulatory environment.

Long-term Financial Planning and Major Initiatives

Strategic Planning

Oklahoma County has four "strategic goals" that were developed during a Strategic Planning Process in 2007 and finalized in 2008. These goals are:

Develop alternative funding sources for adult and juvenile detention centers.

Recruit, develop, and retain quality county employees.

Increase economic development partnership efforts in central Oklahoma.

Establish capital improvement programs and priorities to enhance County services to the public.

Oklahoma County is currently working on a plan to develop an initiative with the citizens of Oklahoma County to fund new adult detention and juvenile justice centers or add annexes to both facilities to address issues related to overcrowding, alternative sentencing, and meeting new requirements by the United States Department of Justice for the Adult Detention Facility.

Oklahoma County's partnership with the Greater Oklahoma City Chamber has resulted in job-creating initiatives with the former Oklahoma City General Motors plant. The plant was purchased by the citizens of Oklahoma County in 2008 and turned over to Tinker Air Force Base to develop new jobs and create efficiencies for TAFB. To date almost 1,700 new jobs have been brought to Tinker since the initiative passed in May of 2008 with an estimated impact of \$3.5 billion annually to the Oklahoma County economy.

On September 1, 2014, the County issued \$10,000,000 of general obligation bonds to finance the purchase of the BNSF rail yard. This bond is the remaining \$10 million of the \$71.5 million approved by voters in 2008. The land being purchased is adjacent to Tinker Air Force and north of the old General Motors plant that was purchased by the County in 2008. The total cost of the land is \$44 million and will be a joint purchase by the County, the City of Oklahoma City and the U.S. Air Force. The land will be used by Tinker Air Force to build maintenance hangars for the new KC46-A advanced tankers and will add an additional 1,321 jobs. As a result of a state incentive called the Quality Jobs Act, there will be a credit for those quality jobs and Oklahoma County will get repaid for approximately 95% of the cost over the life of the bonds.

Oklahoma County Elected Officials approved a new stand-alone agreement with the Surgery Center of Oklahoma in March of 2014, for the Oklahoma County Health Benefit Plan. The Surgery Center's transparent pricing model is typically 1/6 to 1/10 less than what other surgical providers charge. The agreement incentivizes health plan members by waiving all the out of pocket costs if they choose to have their surgery there. The Surgery center offers a cost incentive alternative for quality care. Since March, the utilization and cost savings to the health plan have been tremendous. In FY 14-15, there were approximately 150 surgeries completed at a total cost of \$766 thousand for a total savings of approximately \$550,000 to the Oklahoma County health plan and \$450,000 to the plan members.

In addition, Oklahoma County Elected Officials approved a new stand-alone agreement with HealthCheck radiology in March of 2014. The discounted radiology agreement pricing model is 1/6 to 1/8 less than the cost for the same services at a network hospital. Plan participants costs are waived if they choose to have their radiology service at HealthCheck. The plan should realize \$150,000.00 in savings over 12 months of utilization.

Recently-Completed Capital Improvement Projects

Major capital asset events during the current fiscal year included the following:

- Construction in progress of the Crutcho Flood Control Plain project to mitigate flooding conditions and related damage in east central Oklahoma County and the Crutcho Creek flood plain and floodway and surrounding area, which facilitate the construction of infrastructure improvements in those areas through the acquisition of certain real property and/or the provision of safe and adequate roads, bridges and drainage facilities in those areas. The total cost to date is \$5,946,167 and the project is funded with general obligation bond proceeds in the County Bond 2008 Fund.
- Construction in progress of the Deer Creek Flood Control Plain project to mitigate flooding conditions and related damage in east central Oklahoma County and the Deer Creek flood plain and floodway and surrounding area, which facilitate the construction of infrastructure improvements in those areas through the acquisition of certain real property and/or the provision of safe and adequate roads, bridges and drainage facilities in those

areas. The total cost to date is \$803,637 and the project is funded with general obligation bond proceeds in the County Bond 2008 Fund.

- Construction in progress of the new OSU Extension building project at a total cost to date of \$1,174,698. The cost of the construction of the new building was paid with the proceeds of the sale of land and the old OSU Extension building in fiscal year 2012-2013.
- Construction of and improvements to approximately 22 miles of county roads and bridges at a total cost of approximately \$5.6 million dollars.

AWARDS AND ACKNOWLEDGMENTS

Certificate of Achievement for Excellence in Financial Reporting

The Government Finance Officers Association of the United States and Canada (GFOA) awarded a Certificate of Achievement for Excellence in Financial Reporting to Oklahoma County for its comprehensive annual financial report (CAFR) for the fiscal year ended June 30, 2014. This was the twenty first consecutive year that Oklahoma County has received this prestigious award (fiscal years ended 1994-2014).

In order to be awarded a Certificate of Achievement, a government unit must publish an easily readable and efficiently organized comprehensive annual financial report (CAFR) whose contents conform to program standards. This report must satisfy both generally accepted accounting principles and applicable legal requirements.

A Certificate of Achievement is valid for a period of one year only. We believe that our current comprehensive annual financial report continues to meet the Certificate of Achievement Program's requirements and we are submitting it to the GFOA to determine its eligibility for another certificate.

Acknowledgements

The dedicated work of the entire Finance Division of the County Clerk's office made possible the preparation of the County's Comprehensive Annual Financial Report. The County Treasurer and other staff and administrators at various sites throughout the County provided additional, valuable help. We would also like to express our appreciation to the Board of County Commissioners, the County Budget Board and Excise Board, for its leadership, encouragement and support to ensure the continued fiscal accountability and integrity of Oklahoma County.

Respectfully submitted:

A handwritten signature in black ink, appearing to read "Carolyn Caudill". The signature is fluid and cursive, with a large initial "C" and a distinct "D" at the end.

Carolynn Caudill, Oklahoma County Clerk



Government Finance Officers Association

**Certificate of
Achievement
for Excellence
in Financial
Reporting**

Presented to

**Oklahoma County
Oklahoma**

For its Comprehensive Annual
Financial Report
for the Fiscal Year Ended

June 30, 2014

Executive Director/CEO

Oklahoma County Elected Officials



**Willa Johnson,
Commissioner District 1**



**Brian Maughan,
Commissioner District 2**



**Ray Vaughn,
Commissioner District 3**



**Carolynn Caudill,
County Clerk**



**Forrest "Butch"
Freeman,
County Treasurer**



**John Whetsel,
Sheriff**



**Leonard Sullivan,
Assessor**



**Tim Rhodes,
Court Clerk**



**David Prater,
District Attorney**

Oklahoma County Excise Board Members



Randel Shadid, Chairman

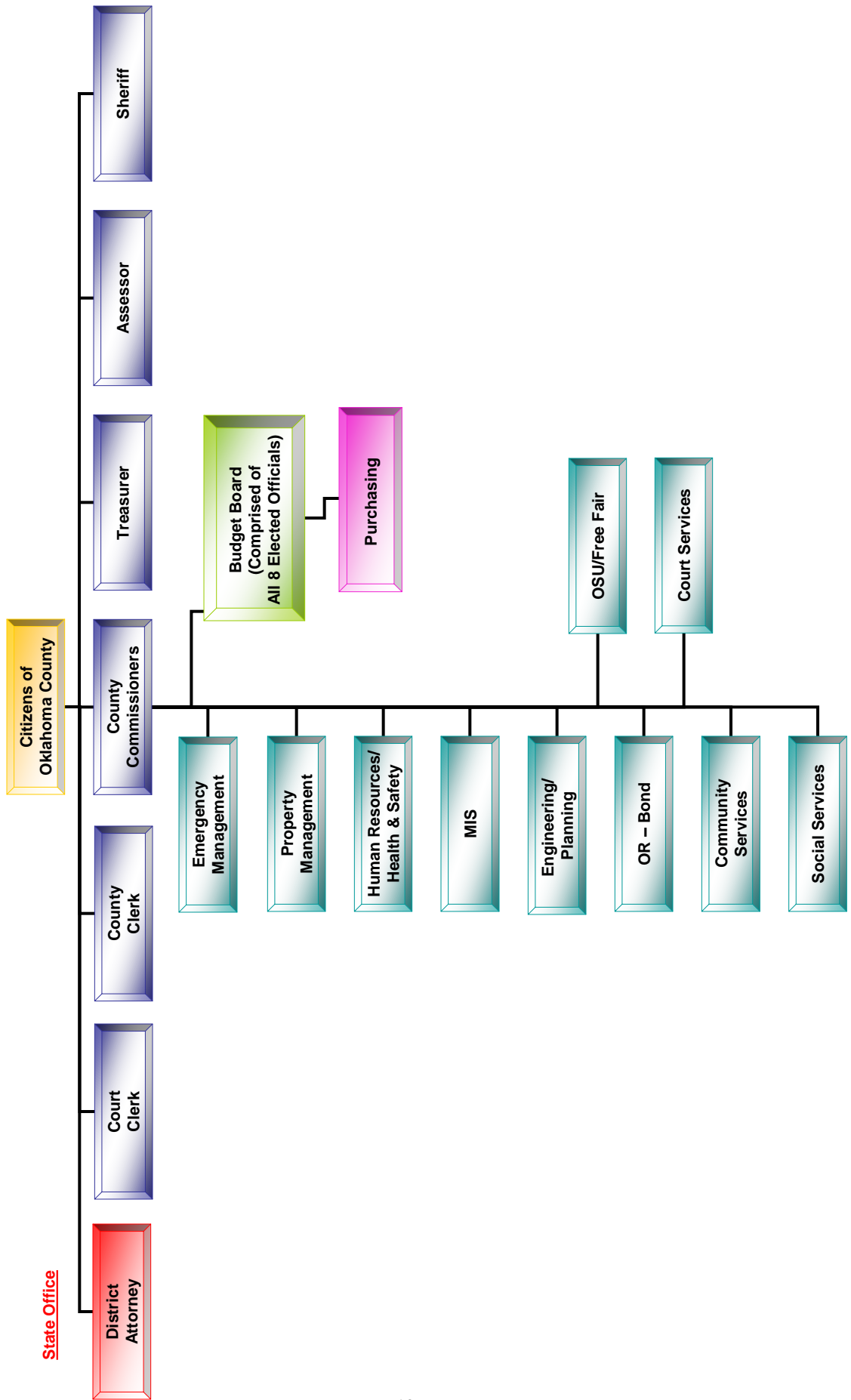


Melvin Combs, Jr. - Vice-Chairman



Patrick Crawley - Memb

Oklahoma County Organizational Chart



II - Financial Section





Oklahoma State Auditor & Inspector

2300 N. Lincoln Blvd. • State Capitol, Room 100 • Oklahoma City, OK 73105 • Phone: 405.521.3495 • Fax: 405.521.3426

Independent Auditor's Report

TO THE OFFICERS OF
OKLAHOMA COUNTY, OKLAHOMA

Report on the Financial Statement

We have audited the accompanying financial statements of the governmental activities, the business-type activities, the discretely presented component unit, each major fund, and the aggregate remaining fund information of Oklahoma County, Oklahoma, as of and for the year ended June 30, 2015, and the related notes to the financial statements, which collectively comprise the County's basic financial statements as listed in the table of contents.

Management's Responsibility for the Financial Statements

Management is responsible for the preparation and fair presentation of these financial statements in accordance with accounting principles generally accepted in the United States of America; this includes the design, implementation, and maintenance of internal control relevant to the preparation and fair presentation of financial statements that are free from material misstatement, whether due to fraud or error.

Auditor's Responsibility

Our responsibility is to express opinions on these financial statements based on our audit. We did not audit:

- the financial statements of the Oklahoma County Public Buildings Authority, which is both a major fund and 100 percent of assets, net assets position, and revenues of the business-type activities;
- the financial statements of the Oklahoma County Finance Authority, which represent 100 percent of assets and revenues of the discretely presented component unit; and
- the financial statements of the defined benefit retirement plan of the Employees' Retirement System of Oklahoma County, which represents 4 percent of the assets presented in the statement of fiduciary net assets and 12 percent of the additions presented in the statement of changes in fiduciary net assets.

Those statements were audited by other auditors whose reports have been furnished to us, and our opinion, insofar as it relates to the amounts included for the above-mentioned entities, is based solely on the reports of the other auditors. We conducted our audit in accordance with auditing standards generally accepted in the United States of America and the standards applicable to financial audits contained in *Government Auditing Standards*, issued by the Comptroller General of the United States. Those standards require that we plan and perform the audit to obtain reasonable assurance about whether the financial statements are free from material misstatement.

An audit involves performing procedures to obtain audit evidence about the amounts and disclosures in the financial statements. The procedures selected depend on the auditor's judgment, including the assessment of the risks of material misstatement of the financial statements, whether due to fraud or error. In making those risk assessments, the auditor considers internal control relevant to the entity's preparation and fair presentation of the financial statements in order to design audit procedures that are appropriate in the circumstances, but not for the purpose of expressing an opinion on the effectiveness of the entity's internal control. Accordingly, we express no such opinion. An audit also includes evaluating the appropriateness of accounting policies used and the reasonableness of significant accounting estimates made by management, as well as evaluating the overall presentation of the financial statements.

We believe that the audit evidence we have obtained is sufficient and appropriate to provide a basis for our audit opinions.

Opinions

In our opinion, based on our audit and the reports of other auditors, the financial statements referred to above presents fairly, in all material respects, the respective financial position of the governmental activities, the business-type activities, the discretely presented component unit, each major fund, and the aggregate remaining fund information of Oklahoma County, Oklahoma, as of June 30, 2015, and the respective changes in financial position and, where applicable, cash flows thereof for the year then ended in accordance with accounting principles generally accepted in the United States of America.

Emphasis of Matter

As discussed in Note I to the financial statements, in 2015 Oklahoma County adopted new accounting guidance, Statement No. 68 of the Governmental Accounting Standards Board, Accounting and Financial Reporting for Pensions—an amendment of GASB Statement No. 27. The implementation of GASB 68 resulted in an adjustment to restate the beginning net position of Oklahoma County as of July 1, 2014. Our opinion is not modified with respect to this matter.

Other Matters

Required Supplementary Information

Accounting principles generally accepted in the United States of America require that the Management's Discussion and Analysis, Schedules of Funding Progress for the Employees' Defined Benefit Retirement Plan and Other Post Employment Benefits, Schedule of Employer Contributions-Employees' for the Defined Benefit Retirement Plan, and the General Fund Budgetary Comparison Information, as listed in the table of contents, be presented to supplement the basic financial statements. Such information, although not a part of the basic financial statements, is required by the Governmental Accounting Standards Board, who considers it to be an essential part of financial reporting for placing the basic financial statements in an appropriate operational, economic, or historical context. We and the other auditors have applied certain limited procedures to the required supplementary information in accordance with auditing standards generally accepted in the United States of America, which consisted of inquires of management about the methods of preparing the information and comparing the information for consistency with management's responses to our inquiries, the basic financial statements, and other knowledge we obtained during our audit of the basic financial statements. We do not express an opinion or provide any assurance on the information because the limited procedures do not provide us with sufficient evidence to express an opinion or provide any assurance.

Other Information

Our audit was conducted for the purpose of forming opinions on the financial statements that collectively comprise Oklahoma County's basic financial statements. The introductory section, combining and individual fund statements and schedules, and statistical section are presented for purposes of additional analysis and are not a required part of the financial statements.

The combining and individual fund statements and schedules are the responsibility of management and were derived from and relate directly to the underlying accounting and other records used to prepare the basic financial statements. Such information has been subjected to the auditing procedures applied in the audit of the basic financial statements and certain additional procedures, including comparing and reconciling such information directly to the underlying accounting and other records used to prepare the basic financial statements or to the basic financial statements themselves, and other additional procedures in accordance with auditing standards generally accepted in the United States of America. In our opinion, based on our audit, the procedures performed as described above, and the reports of the other auditors, the combining and individual fund statements and schedules are fairly stated, in all material respects, in relation to the basic financial statements taken as a whole.

The introductory and statistical sections have not been subjected to the auditing procedures applied in the audit of the basic financial statements and, accordingly, we do not express an opinion or provide any assurance on them.

Other Reporting Required by Government Auditing Standards

In accordance with *Government Auditing Standards*, we have also issued our report dated February 25, 2016, on our consideration of Oklahoma County's internal control over financial reporting and on our tests of its compliance with certain provisions of laws, regulations, contracts, and grant agreements and other matters. The purpose of that report is to describe the scope of our testing of internal control over financial reporting and compliance and the results of that testing, and not to provide an opinion on the internal control over financial reporting or on compliance. That report is an integral part of an audit performed in accordance with *Government Auditing Standards* in considering Oklahoma County's internal control over financial reporting and compliance.



GARY A. JONES, CPA, CFE
OKLAHOMA STATE AUDITOR & INSPECTOR

February 25, 2016

OKLAHOMA COUNTY, OKLAHOMA MANAGEMENT'S DISCUSSION AND ANALYSIS

Our discussion and analysis of Oklahoma County (the County) financial performance provides an overview of the County's financial activities for the fiscal year ended June 30, 2015. Please read it in conjunction with the financial statements which immediately follow this section.

FINANCIAL HIGHLIGHTS

Government-wide financial analysis

At June 30, 2015 the County reported a total net position of \$22,127,312. Of this amount, \$110,883,835 is net investment in capital assets, \$49,543,603 is restricted for specific purposes, thereby leaving a negative unrestricted net position in the amount of \$(138,300,126). The negative amount of unrestricted net position is primarily the result of three long-term obligations incurred that have no corresponding assets: (1) the issuance of long-term bonds whose proceeds were used to acquire property and facilities that were transferred to the federal government for economic development purposes, (2) long-term net obligations related to post-employment healthcare benefits for which no advance-funded plan assets have been set aside, and (3) due to the total pension liability exceeding fiduciary net position of the plan.

Fund financial analysis

Total fund balances for the County's governmental funds amounted to \$59,674,810 at June 30, 2015, a decrease of \$895,704 from the prior fiscal year. Approximately \$48,709,896 of this total, or 82%, is either nonspendable, restricted, committed or assigned for specific uses; and \$10,964,914 or 18%, is of this total is unassigned in the County's General Fund and available to meet the County's current and future needs.

Capital asset and debt administration

The County's investment in capital assets has increased by \$1,404,965 or 1.1% from \$128,761,569 to \$130,166,534. This balance consists of \$116,735,929 for the governmental activities and \$13,430,605 for the business-type activities.

The County's total long-term debt related to bonds, capital leases, judgments and compensated absences increased by \$3,770,172, or 5.5% from \$67,943,390 to \$71,713,562. This increase was the result of the issuance of \$10,000,000 in new bonds and offset by the scheduled retirement of outstanding bonds and capital leases.

The County's total liabilities increased by \$25,001,810, or 16.0%, and the liabilities for the governmental activities increased by \$25,592,588 or 18%. The increase is due to a \$11.3 million increase in the Net OPEB Obligation, a \$12.4 million increase in the Net Pension Liability and an increase of \$4.2 million in Bonds Payable.

OVERVIEW OF THE FINANCIAL STATEMENTS

The financial section of this annual report consists of several parts: management's discussion and analysis (this section), the independent auditor's report, the basic financial statements, required supplementary information, and combining and individual fund financial statements and supporting schedules.

The basic financial statements comprise three components: 1) government-wide financial statements, 2) fund financial statements, and 3) notes to the financial statements. The financial statements provide both long-term and short-term information about the County's overall

OKLAHOMA COUNTY, OKLAHOMA MANAGEMENT'S DISCUSSION AND ANALYSIS

financial status. The financial statements also include notes that explain some of the information in the financial statements and provide more detailed data. The statements are followed by a section of other supplementary information that further explains and supports the information in the financial statements.

Government-wide Financial Statements

The government-wide statements report information about the County as a whole and these statements include all assets, deferred outflows, liabilities and deferred inflows using the accrual basis of accounting, which is similar to the accounting used by most private-sector companies. The accrual basis of accounting and the economic resource measurement focus is used. Under this basis of accounting and measurement focus all assets and liabilities, both financial and capital, and short and long-term, are reported. All revenues and expenses are reported during the year, regardless of when cash is received or paid. The statement of net position includes all of the government's assets and liabilities. All of the current year's revenues and expenses are accounted for in the statement of activities.

The two government-wide statements report the County's net position and how they have changed. Net position, the difference between the County's assets and liabilities, is one way to measure the County's financial health, or financial position.

Increases or decreases in the County's net position are an indicator of whether its financial health is improving or deteriorating, respectively. To assess the overall health of the County, nonfinancial factors should be considered such as changes in the County's property tax base and the condition of the County's roads and highways.

The government-wide statements of the County are divided into three categories:

- *Governmental activities* – Most of the County's basic services are included here, such as public safety, culture and recreation, roads and highways, and general government. Ad valorem taxes, charges for services, and state and federal grants finance most of these activities.
- *Business-type activities* – The County charges fees to customers to help it cover the costs of certain services it provides. The Oklahoma County Public Buildings Authority (OCPBA), a blended component unit, is reported as a business-type activity.
- *Discretely Presented Component Units* – The County includes the Oklahoma County Finance Authority in its report as a discretely presented component unit. Although legally separate, the component unit is important because it would be misleading or incomplete to exclude them from the County's financial report since the Board of County Commissioners exercises significant control over the entity.

Fund Financial Statements

The fund financial statements provide more detailed information about the County's most significant funds, not the County as a whole. Funds are grouping of related accounts that the County uses to keep track of specific sources of funding and spending for particular purposes.

Some funds are required by state statutes, bond indentures, or other outside authorities. The Board establishes other funds to control and manage money for particular purposes or to show that it is properly using certain revenue sources for restricted purposes.

OKLAHOMA COUNTY, OKLAHOMA MANAGEMENT'S DISCUSSION AND ANALYSIS

The County has three kinds of funds:

- *Governmental funds* – Most of the County's basic services are included in governmental funds, which focus on (1) cash and other current financial resources that can be readily converted to cash and used to pay obligations and (2) the balances left at year-end that are available for spending. Governmental funds use the modified accrual basis of accounting and the current financial resource measurement focus. Under this basis of accounting and measurement focus, revenues are recognized when cash is received during or soon after the end of the year; expenditures are recognized when goods or services have been received and payment is due during the year or soon thereafter. Consequently, the governmental funds statements provide a short-term view that helps you determine whether there are more or less financial resources that can be spent in the near future to finance the County's programs. Because the focus of governmental funds is narrower than that of the government-wide financial statements, it is useful to compare the information presented for *governmental funds* with similar information presented for *governmental activities* in the government-wide financial statements. Both the governmental fund balance sheet and the governmental fund statement of revenues, expenditures, and changes in fund balances provide a reconciliation to facilitate this comparison between *governmental funds* and *governmental activities*.
- *Proprietary funds* – Services for which the County charges customers a fee are generally reported in proprietary funds. Proprietary funds use the same basis of accounting and the same measurement focus as the government-wide statements. Proprietary funds provide both long and short-term financial information.
- *Fiduciary funds* – The County is the trustee, or fiduciary, for its employees' pension plan. It is also responsible for other assets that can only be used by the trust beneficiaries. The County is responsible for distributing the assets reported in these funds to the intended beneficiary. Fiduciary funds use the same basis of accounting and the same measurement focus as the government-wide statements. All of the County's fiduciary activities are reported in a separate statement of fiduciary net position and a statement of changes in fiduciary net position. These activities are excluded from the County's government-wide financial statements because the County cannot use these assets to finance its operations.

Notes to the financial statements

The notes provide additional information that is essential to a full understanding of the data provided in the government-wide and fund financial statements.

Other information

In addition to the basic financial statements and accompanying notes, this report also presents certain required supplementary information concerning the County's progress in funding its obligation to provide pension benefits through the Employees Defined Benefit Retirement System, and its Other Post Employment Benefits (OPEB) obligation as well as the General Fund Budget to Actual Comparison Schedule.

The combining and individual fund statements and schedules are presented immediately following the required supplementation information.

GOVERNMENT-WIDE FINANCIAL ANALYSIS OF THE COUNTY

As noted earlier, net position may serve over time as a useful indicator of a government's financial position. In the case of Oklahoma County, assets exceeded liabilities by \$22,127,312 at June 30, 2015. At the end of the current year, the County's net position is reported as follows:

**OKLAHOMA COUNTY, OKLAHOMA
MANAGEMENT'S DISCUSSION AND ANALYSIS**

Oklahoma County's Net Position

June 30, 2015

(dollars are in thousands)

	Governmental Activities		Business-type Activities		Totals	
	2015	2014*	2015	2014	2015	2014*
Total current and other assets	65,902	77,003	5,793	3,563	71,695	80,566
Capital assets, net	116,736	115,321	13,431	13,440	130,167	128,761
Total Assets	182,638	192,324	19,224	17,003	201,862	209,327
Deferred outflows						
of resources	253	-	944	997	1,197	997
Total current liabilities	21,220	23,986	820	786	22,040	24,772
Total noncurrent liabilities	148,197	119,838	10,695	11,320	158,892	131,158
Total Liabilities	169,417	143,824	11,515	12,106	180,932	155,930
Net position:						
Net investment in						
capital assets	107,829	110,347	3,055	2,502	110,884	112,849
Restricted	43,945	47,521	5,598	3,392	49,543	50,913
Unrestricted	(138,300)	(109,368)	-	-	(138,300)	(109,368)
Total net position	\$ 13,474	\$ 48,500	\$ 8,653	\$ 5,894	\$ 22,127	\$ 54,394

*prior year amounts not restated for MD&A purposes

The largest portion of the County's net position \$110,883,835 reflects its investment in capital assets net of related debt (i.e. land, buildings, equipment, infrastructure). The county uses these assets to provide services to citizens; consequently, these assets are not available for future spending. Although the County's investment in its capital assets is reported net of related debt, it should be noted that the resources needed to repay this debt must be provided from other sources, since the capital assets themselves cannot be used to liquidate these liabilities.

Another portion of the County's net position \$49,543,603 represents resources that are subject to external restrictions on how they may be used. The remaining balance of negative unrestricted net position is a total of \$(138,300,126).

The amount of negative Unrestricted Net Position reported for governmental activities is primarily a result of the \$44,049,570 of outstanding bonds, whose proceeds were used to acquire a capital facility that was transferred to the federal government, in addition to the net OPEB obligation of \$86,649,577 that have no corresponding plan assets held in trust and the Net Pension Liability of \$12,395,590. In both of these cases, the County is obligated for long-term debt and obligations for which no corresponding asset is reported, thereby creating a negative amount reported for unrestricted net position. None of the restricted net position as reported above are restricted by enabling legislation, all restrictions are imposed by state statutes.

The negative amount of unrestricted net position is primarily the result of three long-term obligations incurred that have no corresponding assets: (1) the issuance of long-term bonds whose proceeds were used to acquire property and facilities that were transferred to the federal government for economic development purposes, (2) long-term net obligations related to post-

OKLAHOMA COUNTY, OKLAHOMA MANAGEMENT'S DISCUSSION AND ANALYSIS

employment healthcare benefits for which no advance-funded plan assets have been set aside, and (3) long-term net obligations related to a net pension liability due to the total pension liability exceeding fiduciary net position of the plan.

Oklahoma County's Changes in Net Position
June 30, 2015
(dollars in thousands)

	Governmental Activities		Business-type Activities		Totals	
	2015	2014*	2015	2014	2015	2014*
Revenues:						
Program revenues:						
Charges for services	\$ 35,065	\$ 36,508	\$ 4,032	\$ 4,100	\$ 39,097	\$ 40,608
Operating grants and contributions	16,344	15,996			16,344	15,996
Capital grants and contributions	5,049	4,938			5,049	4,938
General revenues:						
Property taxes	70,685	71,811			70,685	71,811
Other revenues	8,904	8,289	521	1	9,425	8,290
Total revenue	<u>136,047</u>	<u>137,542</u>	<u>4,553</u>	<u>4,101</u>	<u>140,600</u>	<u>141,643</u>
Expenses:						
General government	57,511	51,860			57,511	51,860
Public safety	64,287	66,795			64,287	66,795
Health and welfare	1,977	1,935			1,977	1,935
Culture and recreation	62	62			62	62
Education	465	496			465	496
Roads and highways	17,112	17,666			17,112	17,666
Economic development	12,501	-			12,501	-
Interest on long-term debt	1,988	2,097			1,988	2,097
Public Buildings Authority			2,165	2,308	2,165	2,308
Total expenses	<u>155,903</u>	<u>140,911</u>	<u>2,165</u>	<u>2,308</u>	<u>158,068</u>	<u>143,219</u>
Change in net position before transfers	(19,856)	(3,369)	2,388	1,793	(17,468)	(1,576)
Net Transfers	(371)	1,428	371	(1,428)	-	-
Change in net position	(20,227)	(1,941)	2,759	365	(17,468)	(1,576)
Net position - beginning as restated	33,701	50,441	5,894	5,529	39,595	55,970
Net position - ending	<u>\$ 13,474</u>	<u>\$ 48,500</u>	<u>\$ 8,653</u>	<u>\$ 5,894</u>	<u>\$ 22,127</u>	<u>\$ 54,394</u>

*prior year amounts not restated for MD&A purposes

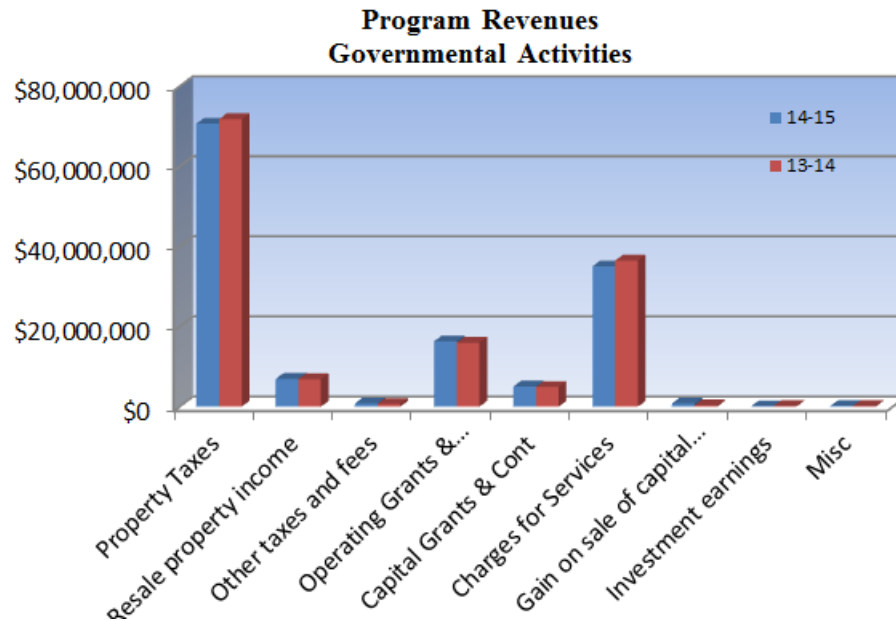
Governmental activities

Net position for governmental activities decreased \$20.5 million (60.8%). The change in net position was partially the result of the implementation of GASB Statement No. 68, and the reporting of \$12.4 million in net pension liability. There was also an increase of \$11.3 million for Net OPEB obligation. See footnote IV.D. for more information. This was also a net increase of \$4.2 million in bonds payable as a result of a new \$10 million bond issue offset by the payment of principal on outstanding debt. Other significant items that resulted in a change in net position are as follows:

- Total revenues increased \$1.5 million, or 1.1%. The more significant increases were as follows:
 - Property taxes increased by approximately \$1.1 million, or 1.4%, as a result of a tax levy increase in General Fund of approximately \$2.2 million due to continued increases in assessed values offset by a decrease of \$1.4 million in tax levy for the Debt Service Fund. The Debt Service fund had lower outstanding bond and judgment balances requiring fewer taxes to meet those obligations.
 - Operating grants and contributions increased by \$348 thousand, or 2.2% primarily as a result of a \$425 thousand increase in state grant reimbursements for the Sheriff department and \$454 thousand increase in state and federal funds for the Emergency Management department offset by a \$325 reduction in funds received for the Shine Program.

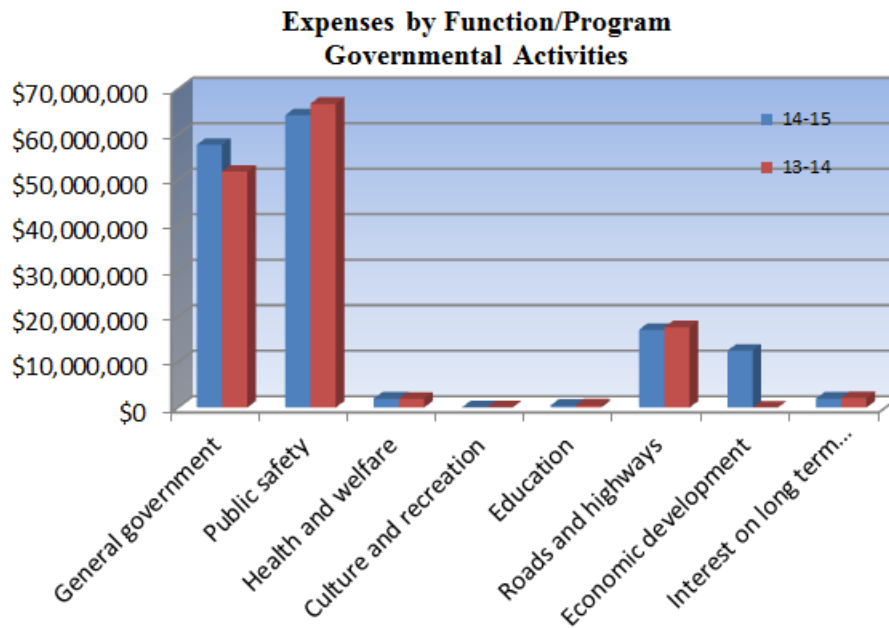
**OKLAHOMA COUNTY, OKLAHOMA
MANAGEMENT’S DISCUSSION AND ANALYSIS**

- Capital grants and contributions increased slightly by \$110 thousand, or 2.2% as a result of an increase of \$1.7 million in reimbursement from cities for road projects. This was offset by a decrease of \$1.2 million in the Capital Project fund from TIF revenue for various capital projects and a \$248 thousand decrease of CBRI road funds.
- Charges for services decreased \$1.4 million, or 4.0%, as a net result of a decrease of \$2.6 million in state inmate boarding fees which was offset by an increase of \$1.1 million in revaluation revenue to purchase the new CAMA system.
- Earnings on investment income decreased \$59 thousand, or 33.3% as a result of the slight decrease rates on investments.



- The increase in revenues was offset with a \$15.2 million, or 10.8% increase in expenses. The more significant changes were as follows:
 - An increase of \$5.9 million, or 11.4%, is attributable to general government. During the fiscal year the counties total employee health care costs increased by \$3. million, or 17.1%, from \$21.4 million in 13-14 to \$25.1 million in 14-15. The general government expenses also increased \$1.9 million due to the allocation of Net Pension Liability expense.
 - A decrease of \$2.5 million, or 2.5%, in public safety expenses is due to the \$1.8 million decrease in the amount paid for the inmate medical contract during fiscal year 14-15. There was also a decrease of \$354 thousand in inmate food expenses and a decrease of \$81 thousand in employee salary and benefits.
 - A decrease of \$554 thousand, or 3.1%, in roads and highways is attributable to a decrease of \$2.2 million in the CBRI fund as result of two new bridge projects that were built in FY 13-14. This was offset by an increase of \$1.1 million in road projects in the Highway Cash Funds.
 - An increase of \$12.5 million is attributable to economic development as a result of \$12.5 million paid to Oklahoma Industries Authority for the purchase of the BNSF railyard land for the expansion of Tinker Air Force base.
 - A decrease of \$109 thousand, or 5.2%, is attributable to interest on long term debt as a result of interest payments on the 2008 General Obligation Bond issue.

**OKLAHOMA COUNTY, OKLAHOMA
MANAGEMENT’S DISCUSSION AND ANALYSIS**



Business-type activities

Rental revenues increased \$297,955, or 8% from fiscal year 2014. Non-operating expenses (interest payments and amortization of deferred amount of refunding) decreased approximately \$10,745 or 2.5% which was partially offset with a decrease in non-operating revenues of approximately \$4,990 from the earnings on unspent bond proceeds and FEMA awards. These factors along with a total net income of \$1,866,070 and total capital contributions of \$521,341 resulted in a \$2,758,876 increase in net position at year-end.

FINANCIAL ANALYSIS OF THE GOVERNMENT’S FUNDS

Governmental funds

The focus of the County’s governmental funds is to provide information on near-term inflows, outflows, and balances of spendable resources. Such information is useful in assessing the County’s financing requirements. In particular, unreserved fund balance may serve as a useful measure of a government’s net resources available for spending at the end of the fiscal year.

As of the end of the current fiscal year, the County’s governmental funds reported combined ending fund balances of \$59,674,810, a decrease of \$896 thousand, or 1.5%, in comparison with the prior year. The decrease in fund balances was primarily the result of a \$4.5 million dollar decrease in intergovernmental revenue due to a \$2.5 million decrease in inmate boarding fees received from the state along with a decrease of \$1.2 million in Capital Projects Fund from a reduction of TIF reimbursements for capital projects. The decrease in intergovernmental revenue was offset with a \$1 million dollar increase in property tax revenue and \$1.2 million dollar increase in miscellaneous revenue. The increase in revenue was outweighed by an overall net increase of \$1.1 million in total governmental expenses. Capital Outlay realized an increase of \$7.3 million primarily from an increase of \$2.5 million in the Capital Regular fund from completed projects, \$2.5 million in the Tinker Clearing fund from the purchase of land near Tinker and \$1.1 million increase in OSU Extension building fund from the building of the new OSU Extension building. There was a \$2.5 million dollar decrease in Public Safety expenditures directly attributed to the Sheriff Special Revenue fund for a reduction of \$1.8 million paid for inmate medical services and \$354 thousand less paid for inmate food.

**OKLAHOMA COUNTY, OKLAHOMA
MANAGEMENT’S DISCUSSION AND ANALYSIS**

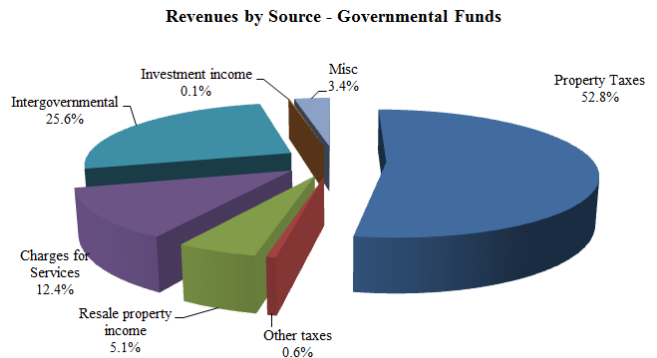
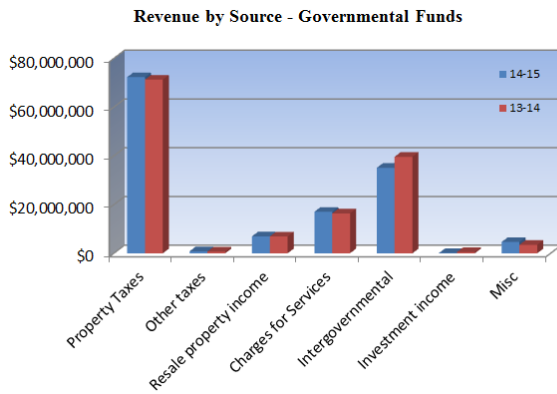
Approximately 68.7% of the fund balance total for governmental funds, or \$41,018,659 is restricted, \$2,449,688 is committed, \$3,804,250 is assigned and \$1,437,299 is nonspendable. The remaining fund balance of \$10,964,914 or 18.4% constitutes unassigned fund balance that is available to meet the County’s current and future needs.

The general fund is the chief operating fund of the County. As a measure of the general fund’s liquidity, it may be useful to compare both unassigned fund balance of \$10,964,914 and total fund balance of \$13,929,823 to total fund expenditures. Unassigned fund balance represents 13.2% of the total general fund expenditures, while total fund balance represents 16.8% of that same amount.

For the fiscal years ended June 30, 2015 and 2014, revenues for the Governmental funds were distributed as follows:

Governmental Funds – Revenues by Source

Revenues by Source	FY 2015		FY 2014		Increase/(Decrease)	
	Amount	Percent of Total	Amount	Percent of Total	Amount	Percent
Property taxes	\$ 72,284,997	52.8%	71,280,262	51.4%	\$ 1,004,735	1.4%
Other taxes	823,090	0.6%	698,854	0.5%	124,236	17.8%
Resale property income	6,952,221	5.1%	6,887,637	5.0%	64,584	0.9%
Charges for services	17,021,275	12.4%	16,376,218	11.8%	645,057	3.9%
Intergovernmental	35,078,160	25.6%	39,618,012	28.5%	(4,539,852)	-11.5%
Investment income	149,825	0.1%	504,555	0.4%	(354,730)	-70.3%
Miscellaneous	4,618,528	3.4%	3,443,204	2.5%	1,175,324	34.1%
Total	<u>\$ 136,928,097</u>	<u>100.0%</u>	<u>\$ 138,808,742</u>	<u>100.0%</u>	<u>\$ (1,880,645)</u>	<u>-1.4%</u>



While revenues of the governmental funds decreased by \$1,880,645, or 1.4%, the individual funds had more significant fluctuations as follows:

- General fund revenue increased \$3,560,720, or 4.4%. General fund property taxes increased by \$2.4 million, or 3.9%, as a result of increases in assessed property tax values. The charges for services increased \$305 thousand, or 3.4%, as a result of a \$101 thousand increase in in employee/retiree health insurance premiums and a \$203 thousand increase in County Clerk recording fees. Intergovernmental revenue increased by \$939 thousand or 10.3% primarily as a result of a \$1.1 million increase from the Revaluation program for the purchase of a new property appraisal system.
- The Highway Cash fund revenue increased \$1,659,818 million or 12% as a result of a \$1.7 million increase in road project city reimbursements.

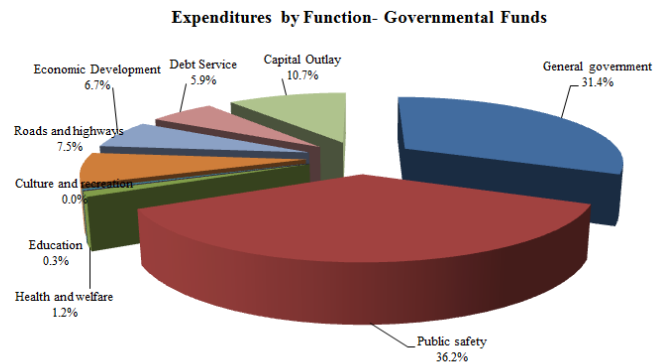
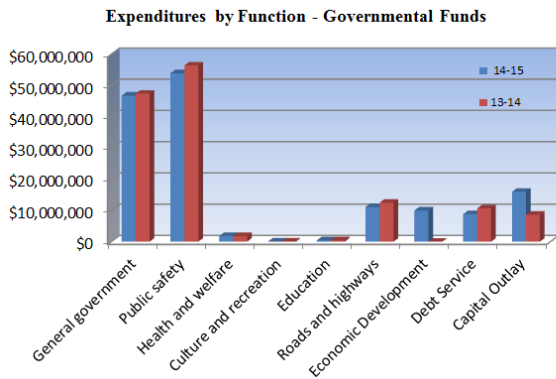
OKLAHOMA COUNTY, OKLAHOMA MANAGEMENT'S DISCUSSION AND ANALYSIS

- The County Bonds 2008 fund revenue decreased \$1,950,734 or 96% over the previous year as a result of \$2 million in FEMA reimbursement received in FY 13-14 for the Crutchko flood plain control project.
- The Debt Service fund revenue decreased \$1,392,634, or 15% as a result of lower outstanding bond and judgment balances requiring fewer taxes to meet those obligations.
- Other Governmental funds revenue decreased \$3,827,003, or 15% as a result of a \$1.2 million reduction in TIF reimbursements in the Capital Projects fund and a \$2.5 million decrease in state funds for inmate boarding fees compared to last fiscal year,

For the fiscal years ended June 30, 2015 and 2014, expenditures for the Governmental funds were distributed as follows:

Governmental Funds - Expenditures by Function

Expenditures by Function	FY 2015		FY 2014		Increase/(Decrease)	
	Amount	Percent of Total	Amount	Percent of Total	Amount	Percent of Total
General government	\$ 46,757,452	31.4%	\$ 47,347,182	34.3%	\$ (589,730)	-5.3%
Public safety	53,909,346	36.2%	56,405,680	40.9%	(2,496,334)	-22.6%
Health and welfare	1,839,346	1.2%	1,795,454	1.3%	43,892	0.4%
Culture and recreation	62,213	0.0%	62,061	0.0%	152	0.0%
Education	432,407	0.3%	458,057	0.3%	(25,650)	-0.2%
Roads and highways	11,117,090	7.5%	12,491,425	9.1%	(1,374,334)	-12.4%
Economic development	10,000,000	6.7%	-	0.0%	10,000,000	90.4%
Debt service	8,820,760	5.9%	10,650,547	7.7%	(1,829,787)	-16.5%
Capital outlay	15,968,198	10.7%	8,631,855	6.3%	7,336,342	66.3%
Total	\$ 148,906,812	100.0%	\$ 137,842,261	100.0%	\$ 11,064,551	100.0%



While expenditures of the governmental funds increased by \$11,064,551, or 8.0%, the individual funds had more significant fluctuations as follows:

- The Other Governmental Funds expenditures increased \$11,481,512 or 47% as a result of an increase of \$10,000,000 in economic development expenditures from the BNSF Bond fund for the purchase of the BNSF railyard land for the expansion of Tinker Air Force Base.
- The Public Safety expenditures decreased \$2,496,334 or 22.6% which was directly related to a decrease in spending in the Sheriff Special Revenue Fund. There was a

OKLAHOMA COUNTY, OKLAHOMA MANAGEMENT'S DISCUSSION AND ANALYSIS

reduction of \$1.8 million paid for inmate medical services and \$354 thousand less paid for inmate food.

- The Highway Cash fund expenditures increased \$1,141,049 or 8% as a result of increased road construction projects in FY 14-15.
- The Debt Service fund expenditures decreased \$1,829,787 or 17.2% as a result of a decrease in bond interest payments on the general obligation bonds issued in 2008.

Proprietary funds

The County's proprietary fund provides the same type of information found in the government-wide financial statements, but in more detail. Factors concerning the finances of this fund have already been addressed in the discussion of business-type activities.

GENERAL FUND BUDGETARY HIGHLIGHTS

The 2014-2015 Budget was adopted under the Budget Board method in accordance with state statutes, which state that the County adopts and publishes an initial budget before June 30th of each fiscal year, disclosing that the plan is an estimate and cannot be finalized until the ad valorem levies for the general fund and debt service fund are presented for approval in September. Estimates of beginning unreserved fund balance, and other operating revenues are also adjusted and supplemental appropriations are made in September based on the revised figures. With conservative revenue projections, collections exceeded the budgeted revenues, enabling additional budget amendments later in the year.

The total 2014-2015 General Fund adopted department budgets were \$75,117,095 and we finished the year with total department budgets of \$75,577,371 for a total departmental increase of \$1,767,897. Transfers out to other funds totaling \$7,614,175 were also budgeted. The changes in the budget were appropriated when the final ad valorem values were certified in September. The more significant changes went to the following departments/funds:

- The Sheriff's department was appropriated an additional \$263,048 during the fiscal year. An additional \$211,915 was added to fund a partial payment of the medical inmate contract and \$51,133 for the reimbursement of the SCAAP grant.
- The Social Service's department's budget was increased \$79,000 to cover the increased cost of the county pharmacy.
- The Election Board received an additional \$120,230 to cover the cost of special municipal elections.
- An additional \$200,000 was appropriated General Government to transfer to the Defined Benefit Retirement plan.
- Transferred an additional \$2,701,225 from General Fund Reserve to Employee Benefits Fund to cover the increased costs of employee medical and prescription costs.

The County adopts a balanced budget, including unassigned fund balance in the sources as required by state statute. Since the actual revenues and expenditures for the General Fund compare favorably with the General Fund budget for revenues and expenditures, there is a positive ending fund balance.

Actual expenditures were \$1,867,768 under budget while revenue collections were approximately \$4,972,995 higher than budget. Ad valorem tax collections (current and prior) of \$3,621,151 account for the majority of the revenue variance.

**OKLAHOMA COUNTY, OKLAHOMA
MANAGEMENT’S DISCUSSION AND ANALYSIS**

CAPITAL ASSET AND DEBT ADMINISTRATION

Capital Assets

At June 30, 2015, the County’s investment in capital assets for its governmental activities amounts to \$116,735,929 (net of accumulated depreciation) and \$13,430,605 (net of accumulated depreciation) for its business-type activities. The County owns various buildings in which county business is conducted. The buildings and building improvements are recorded at a net book value of \$45.2 million at June 30, 2015, comprising the largest class of assets.

Major capital asset events during the current fiscal year included the following:

- Construction in progress of the Crutchto Flood Control Plain project to mitigate flooding conditions and related damage in east central Oklahoma County and the Crutchto Creek flood plain and floodway and surrounding area, which facilitate the construction of infrastructure improvements in those areas through the acquisition of certain real property and/or the provision of safe and adequate roads, bridges and drainage facilities in those areas. The total cost to date is \$5,946,167 and the project is funded with general obligation bond proceeds in the County Bond 2008 Fund.
- Construction in progress of the Deer Creek Flood Control Plain project to mitigate flooding conditions and related damage in east central Oklahoma County and the Deer Creek flood plain and floodway and surrounding area, which facilitate the construction of infrastructure improvements in those areas through the acquisition of certain real property and/or the provision of safe and adequate roads, bridges and drainage facilities in those areas. The total cost to date is \$803,637 and the project is funded with general obligation bond proceeds in the County Bond 2008 Fund.
- Construction in progress of the new OSU Extension building project at a total cost to date of \$1,174,698. The cost of the construction of the new building was paid with the proceeds of the sale of land and the old OSU Extension building in fiscal year 2012-2013.
- Construction of and improvements to approximately 22 miles of county roads and bridges at a total cost of approximately \$5.6 million dollars.

For additional information on the county’s capital assets, see Note III.C.

Long-term debt

At the end of the current fiscal year, the County had a total outstanding debt of \$67,943,390. This is comprised of \$52,675,000 in general obligation bonds, \$11,601,658 in capital lease obligations, \$1,056,975 in judgments and \$6,379,928 in compensated absences. The County’s total debt decreased \$3,770,172, or 5.5% due to long-term debt payments made during the fiscal year.

	Governmental Activities		Business-tye Activities		Total	
	2015	2014	2015	2014	2015	2014
General obligation bonds	\$ 52,675,000	\$ 48,605,000	\$ -	\$ -	\$ 52,675,000	\$ 48,605,000
Capital lease obligations	281,658	797,297	11,320,000	11,935,000	11,601,658	12,732,297
Judgments	1,056,975	691,633	-	-	1,056,975	691,633
Compensated absences	6,379,928	5,914,460	-	-	6,379,928	5,914,460
Total	\$ 60,393,562	\$ 56,008,390	\$ 11,320,000	\$ 11,935,000	\$ 71,713,562	\$ 67,943,390

State law limits the amount of general obligation debt the County can issue to 5% of the assessed value of all taxable property within the County’s limits. Our outstanding debt less the amount available in the Debt Service Fund is \$46,797,538 leaving a legal debt margin of \$275,830,709. For additional information on the county’s debt activity, see note III.F.

OKLAHOMA COUNTY, OKLAHOMA MANAGEMENT'S DISCUSSION AND ANALYSIS

ECONOMIC FACTORS AND NEXT YEAR'S BUDGET

The total assessed valuation of property in Oklahoma County increased approximately 3.7% in 2015.

The County's primary general fund revenue source is property taxes with its second largest single source being county clerk fees on documents filed in the Office of the County Clerk. Together they account for approximately 86% of the total general fund revenue collected in 14-15 and both sources are directly affected from the real estate economy. The housing market continues to thrive in Oklahoma County and assessed values continued to increase, and the number of real estate filings rose during the year. The county general fund revenue from real estate filing fees remained level from the prior fiscal year which is a clear sign of strong housing market.

On the expense side of the finances, the economy is continuing to see health care costs rise to record levels. With over 1,600 employees, and 55% of the general fund budget allocated to salaries and wages (excluding benefits which represents another 21%), the impact is significant to the County. As a result of rising costs in healthcare, Oklahoma County saw the total cost of its employee self-insured employee health benefits program increase from \$21.4 million in fiscal year 13-14 to \$25.1 million in fiscal year 14-15. That is a total increase of \$3.7 million, or 17.1%. The County has a specific and aggregate stop-loss insurance policy for medical claims and received reimbursement in the amount of \$4.3 million on its medical claims in FY 14-15. The net effect of the stop-loss reimbursements resulted in an overall reduction in expenses of \$582 thousand or 2.7%.

In March of 2014, Oklahoma County Elected Officials approved a new stand-alone agreement with the Surgery Center of Oklahoma, for the Oklahoma County Health Benefit Plan. The Surgery Center's transparent pricing model is typically 1/6 to 1/10 less than what other surgical providers charge. The agreement incentivizes health plan members by waiving all the out of pocket costs if they choose to have their surgery there. The Surgery center offers a cost incentive alternative for quality care. It is estimated that the County Self Insurance medical plan realized a savings of over \$550,000 in FY 14-15 by utilizing the surgery center at no out of pocket cost to employees and family.

The County is estimating an industry standard increase of 2% in medical claims cost for the upcoming fiscal year. The County purchased an aggregate stop loss policy for its employee medical benefits plan as a safety net for the self-insured plan. County employees have also felt the burden as employee premiums increased again for the 2015 calendar year based on actuary projections. The rise in industry health care costs continue to impact operating costs of the jail to retain medical services for prisoners detained at the county jail and these costs are anticipated to continue to rise again in the coming year based on industry projections.

The County's General Fund supplemental adopted budget for FY 2014-15 is \$87,766,686 which is \$4,575,140 higher than the FY 2014-15 final budget. An increase of \$3.1 million in budgeted property tax revenue, and a \$680 thousand decrease in Revaluation revenue account for the major changes in projected revenue and make up 86% of the overall General Fund budgeted revenue. The General fund beginning fund balance for 15-16 was \$1.9 million more than the fund balance in 14-15 along with a \$2.6 million increase in revenue resulted in a net \$4.6 million, or 5.5% increase in funds available to budget in FY 15-16. The budget was balanced by budgeting most departments at the 14-15 budget level, and lowering the departments who received one time increases in FY 14-15 and fully funding the Employee Benefits Fund estimated expenditures with General Fund transfers. During the supplemental budget process in September 2015 an additional \$1,307,409 was allocated to all the General Fund departments for a one-time payroll increase for

**OKLAHOMA COUNTY, OKLAHOMA
MANAGEMENT'S DISCUSSION AND ANALYSIS**

the change in the pay period when the County goes live with the new payroll system in January 2016. \$595,000 was allocated for economic development and the remaining \$4,583,078 was put in a reserve cost center to address shortfalls that may occur during the budget year.

REQUESTING THE COUNTY'S FINANCIAL INFORMATION

This financial report is designed to provide citizens, taxpayers, bondholders and other interested parties with a general overview of the County's finances and to demonstrate the County's accountability for the money it receives. Complete financial statements of the individual blended and discretely presented component units can be requested from the Oklahoma County Clerk's office. If you have questions about this report or need additional financial information, contact the County Clerk's Finance Division at 320 Robert S. Kerr, Room 203 Oklahoma City, OK 73102-3430.

*Basic
Financial
Statements*



OKLAHOMA COUNTY, OKLAHOMA
STATEMENT OF NET POSITION
JUNE 30, 2015

	Primary Government			Component Unit
	Governmental Activities	Business-type Activities	Total	
<u>ASSETS</u>				
Current assets:				
Cash and cash equivalents	\$ 47,399,032	\$ 5,704,768	\$ 53,103,800	\$ 1,852,172
Investments	4,831,935	-	4,831,935	1,499,971
Property taxes receivable, net	4,698,919	-	4,698,919	-
Other taxes receivable	1,194,980	-	1,194,980	-
Interest receivable	7,000	-	7,000	3,003
Accounts receivable	1,888,514	88,850	1,977,364	77,908
Intergovernmental receivables	4,444,397	-	4,444,397	-
Accrued annual fees	-	-	-	84,940
Inventories	1,437,299	-	1,437,299	-
Total current assets	<u>65,902,076</u>	<u>5,793,618</u>	<u>71,695,694</u>	<u>3,517,994</u>
Noncurrent assets:				
Capital assets not being depreciated	38,879,607	2,364,328	41,243,935	-
Capital assets, net of accumulated depreciation	77,856,322	11,066,277	88,922,599	-
Total noncurrent assets	<u>116,735,929</u>	<u>13,430,605</u>	<u>130,166,534</u>	<u>-</u>
Total Assets	\$ 182,638,005	\$ 19,224,223	\$ 201,862,228	\$ 3,517,994
<u>DEFERRED OUTFLOWS OF RESOURCES</u>				
Deferred amount related to pensions	\$ 252,654	\$ -	\$ 252,654	-
Deferred amount on lease refinancing	-	944,390	944,390	-
Total deferred outflows of resources	<u>252,654</u>	<u>944,390</u>	<u>1,197,044</u>	<u>-</u>
<u>LIABILITIES</u>				
Current liabilities:				
Accounts payable and other current liabilities	\$ 2,359,784	\$ 112,769	\$ 2,472,553	\$ 3,489
Accrued interest payable	858,327	-	858,327	-
Compensated absences, current	5,306,022	-	5,306,022	-
Capital lease obligations, current	61,149	625,000	686,149	-
Judgments payable, current	433,210	-	433,210	-
Claims liability, current	6,291,000	-	6,291,000	-
Bonds payable, current	5,910,000	-	5,910,000	-
Accrued interest payable	-	33,434	33,434	-
Unearned revenue	-	49,113	49,113	-
Total current liabilities	<u>21,219,491</u>	<u>820,316</u>	<u>22,039,807</u>	<u>3,489</u>
Noncurrent liabilities:				
Compensated absences	1,073,907	-	1,073,907	-
Capital lease obligations	220,509	10,695,000	10,915,509	-
Judgments payable	623,765	-	623,765	-
Net OPEB obligation	86,649,577	-	86,649,577	-
Net pension liability	12,395,590	-	12,395,590	-
Bonds payable-net	47,233,805	-	47,233,805	-
Total noncurrent liabilities	<u>148,197,152</u>	<u>10,695,000</u>	<u>158,892,152</u>	<u>-</u>
Total Liabilities	\$ 169,416,644	\$ 11,515,316	\$ 180,931,960	\$ 3,489
<u>NET POSITION</u>				
Net investment in capital assets	107,828,840	3,054,995	110,883,835	-
Restricted for:				
General government				
Resale property	5,767,292	-	5,767,292	-
Records preservation	816,394	-	816,394	-
Public safety	6,531,001	-	6,531,001	-
Roads and highways	16,547,052	-	16,547,052	-
Capital improvements	7,563,589	-	7,563,589	-
Debt service	5,877,462	5,598,302	11,475,764	-
Other purposes	842,511	-	842,511	-
Unrestricted	(138,300,126)	-	(138,300,126)	3,514,505
Total net position	\$ 13,474,015	\$ 8,653,297	\$ 22,127,312	\$ 3,514,505

The notes to the financial statements are an integral part of this statement.

**OKLAHOMA COUNTY, OKLAHOMA
STATEMENT OF ACTIVITIES
FOR THE YEAR ENDED JUNE 30, 2015**

Functions/Programs	Program Revenues					Net (Expense) Revenue and Changes in Net Position			
	Expenses	Indirect Expense Allocation	Charges for Services	Operating Grants and Contributions		Capital Grants and Contributions	Primary Government Business-type Activities		Component Unit
				Operating Grants and Contributions	Capital Grants and Contributions		Governmental Activities	Business-type Activities	
Primary government:									
Governmental activities:									
General government	\$ 57,511,635	\$ (7,911,746)	\$ 17,950,059	\$ 1,131,111	\$ 1,009,256	\$ (29,509,463)	\$ -	\$ (29,509,463)	\$ -
Public safety	64,287,273	6,736,274	17,064,084	2,498,845	-	(51,460,618)	-	(51,460,618)	-
Health and welfare	1,976,388	129,236	50,868	-	-	(2,054,756)	-	(2,054,756)	-
Culture and recreation	62,213	-	-	-	-	(62,213)	-	(62,213)	-
Education	465,067	-	-	-	-	(465,067)	-	(465,067)	-
Roads and highways	17,111,585	1,046,236	-	12,714,410	3,949,729	(1,493,682)	-	(1,493,682)	-
Economic development	12,501,200	-	908	-	89,774	(12,410,518)	-	(12,410,518)	-
Interest on long term debt	1,987,523	-	-	-	-	(1,987,523)	-	(1,987,523)	-
Total governmental activities	155,902,884	-	35,065,919	16,344,366	5,048,759	(\$99,443,840)	-	(99,443,840)	-
Business type activities:									
Public Buildings Authority	2,165,386	-	4,031,727	-	521,341	-	2,387,682	2,387,682	-
Total primary government	\$ 158,068,270	\$ -	\$ 39,097,646	\$ 16,344,366	\$ 5,570,100	\$ (99,443,840)	\$ 2,387,682	\$ (97,056,158)	\$ -
Component unit:									
Finance Authority	\$ 308,610	\$ -	\$ 200,969	\$ -	\$ -	\$ -	\$ -	\$ -	\$ (107,641)
General revenues:									
Property taxes (net of estimated uncollectibles of \$1,599,859)						70,685,139	-	70,685,139	-
Resale property income						6,952,221	-	6,952,221	-
Other taxes and fees						823,090	-	823,090	-
Unrestricted investment earnings						119,814	(270)	119,544	11,266
Gain on sale of capital assets						809,668	-	809,668	-
Miscellaneous						198,796	-	198,796	-
Transfers-in (out)						(371,465)	371,465	-	-
Total general revenues and transfers						79,217,263	371,194	79,588,458	11,266
Change in net position						(20,226,577)	2,758,876	(17,467,701)	(96,375)
Net position - beginning as restated (See Note III.G.)						33,700,592	5,894,419	39,595,011	3,610,880
Net position - ending						\$ 13,474,015	\$ 8,653,297	\$ 22,127,312	\$ 3,514,505

The notes to the financial statements are an integral part of this statement.

**OKLAHOMA COUNTY, OKLAHOMA
BALANCE SHEET
GOVERNMENTAL FUNDS
JUNE 30, 2015**

	<u>General</u>	<u>Highway Cash</u>	<u>Resale Property</u>	<u>County Bonds 2008</u>	<u>Debt Service Fund</u>	<u>Other Governmental Funds</u>	<u>Total Governmental Funds</u>
ASSETS							
Cash and cash equivalents	\$ 10,527,273	\$ 9,993,599	\$ 4,225,113	\$ 3,760,962	\$ 5,234,242	\$ 13,657,843	\$ 47,399,032
Investments	1,072,725	1,014,130	430,537	389,571	533,367	1,391,605	4,831,935
Property taxes receivable (net)	4,125,045	-	-	-	573,874	-	4,698,919
Other taxes receivable	71,918	-	1,114,564	-	8,498	-	1,194,980
Interest receivable	5,933	678	-	-	88	301	7,000
Accounts receivable	1,517,867	-	-	-	-	370,647	1,888,514
Intergovernmental receivable	547,439	2,318,071	-	88,906	-	1,489,981	4,444,397
Inventory	348,195	781,131	-	-	-	307,973	1,437,299
Total assets	<u>\$ 18,216,395</u>	<u>\$ 14,107,609</u>	<u>\$ 5,770,214</u>	<u>\$ 4,239,439</u>	<u>\$ 6,350,069</u>	<u>\$ 17,218,350</u>	<u>\$ 65,902,076</u>
LIABILITIES							
Accounts payable	\$ 897,554	\$ 1,090,293	\$ 2,922	\$ 100,000	\$ -	\$ 269,015	\$ 2,359,784
Benefits and claims payable	13,506	-	-	-	-	-	13,506
Total liabilities	<u>911,060</u>	<u>1,090,293</u>	<u>2,922</u>	<u>100,000</u>	<u>-</u>	<u>269,015</u>	<u>2,373,290</u>
DEFERRED INFLOWS OF RESOURCES							
Unavailable revenue-Property Taxes	3,375,512	-	-	-	472,607	-	3,848,119
Unavailable revenue-Intergovernmental	-	-	-	-	-	5,857	5,857
Total deferred inflows of resources	<u>3,375,512</u>	<u>-</u>	<u>-</u>	<u>-</u>	<u>472,607</u>	<u>5,857</u>	<u>3,853,976</u>
FUND BALANCES							
Nonspendable	\$ 348,195	\$ 781,131	\$ -	\$ -	\$ -	\$ 307,973	\$ 1,437,299
Restricted	-	12,236,185	5,767,292	3,955,158	5,877,462	13,182,562	41,018,659
Committed	2,265,407	-	-	184,281	-	-	2,449,688
Assigned	351,307	-	-	-	-	3,452,943	3,804,250
Unassigned	10,964,914	-	-	-	-	-	10,964,914
Total fund balances (See note III.G.)	<u>13,929,823</u>	<u>13,017,316</u>	<u>5,767,292</u>	<u>4,139,439</u>	<u>5,877,462</u>	<u>16,943,478</u>	<u>59,674,810</u>
Total liabilities, deferred inflows of resources, and fund balances	<u>\$ 18,216,395</u>	<u>\$ 14,107,609</u>	<u>\$ 5,770,214</u>	<u>\$ 4,239,439</u>	<u>\$ 6,350,069</u>	<u>\$ 17,218,350</u>	<u>\$ 65,902,076</u>
Total fund balance - governmental funds							\$ 59,674,810
Amounts reported for governmental activities in the statement of net position are different because:							
Capital assets used in governmental activities are not financial resources and, therefore, are not reported in the funds.							116,735,929
Other assets are not available to pay for current-period expenditures and, therefore, are deferred in the governmental funds, but not deferred in the statement of net position:							
Unavailable revenue- property tax and intergovernmental							3,853,976
Pension related deferred outflows							252,654
Long-term liabilities are not due and payable in the current period and therefore, are not reported in the funds.							
This includes bonds payable, net of unamortized premiums (\$53,143,805), leases payable (\$281,658), judgments payable (\$1,056,975), compensated absences (\$6,379,928), accrued interest payable (\$858,327), claims liability (\$6,291,000 less \$13,506 reported at fund level = \$6,277,494), Net OPEB obligation (\$86,649,577), and Net Pension Liability (\$12,395,590).							(167,043,354)
Net position of governmental activities							<u>\$ 13,474,015</u>

The notes to the financial statements are an integral part of this statement.

OKLAHOMA COUNTY, OKLAHOMA
STATEMENT OF REVENUES, EXPENDITURES, AND CHANGES IN FUND BALANCES
GOVERNMENTAL FUNDS
FOR THE YEAR ENDED JUNE 30, 2015

	General	Highway Cash	Resale Property	County Bonds 2008	Debt Service Fund	Other Governmental Funds	Total Governmental Funds
REVENUES							
Property taxes	\$ 64,232,693	\$ -	\$ -	\$ -	\$ 8,052,304	\$ -	\$ 72,284,997
Other taxes	734,445	-	-	-	88,645	-	823,090
Resale property income	-	-	6,952,221	-	-	-	6,952,221
Charges for services	9,242,612	-	-	-	-	7,778,663	17,021,275
Intergovernmental revenues	10,100,891	12,708,267	-	88,906	-	12,180,096	35,078,160
Investment income	37,454	6,143	-	-	853	105,375	149,825
Miscellaneous revenue	366,640	3,330,551	-	-	-	921,337	4,618,528
Total revenues	<u>84,714,735</u>	<u>16,044,961</u>	<u>6,952,221</u>	<u>88,906</u>	<u>8,141,802</u>	<u>20,985,471</u>	<u>136,928,097</u>
EXPENDITURES							
Current:							
General government	37,532,793	-	6,278,154	200,000	-	2,746,505	46,757,452
Public safety	40,155,421	-	-	-	-	13,753,925	53,909,346
Health and welfare	1,839,346	-	-	-	-	-	1,839,346
Culture and recreation	62,213	-	-	-	-	-	62,213
Education	432,407	-	-	-	-	-	432,407
Roads and highways	1,266,599	9,671,980	-	-	-	178,511	11,117,090
Economic development	-	-	-	-	-	10,000,000	10,000,000
Debt service:							
Principal	455,000	60,638	-	-	6,427,322	-	6,942,960
Interest	9,100	2,640	-	-	1,866,059	-	1,877,799
Capital outlay	1,321,679	5,210,232	212,443	63,577	-	9,160,267	15,968,198
Total expenditures	<u>83,074,558</u>	<u>14,945,491</u>	<u>6,490,597</u>	<u>263,577</u>	<u>8,293,381</u>	<u>35,839,208</u>	<u>148,906,812</u>
Excess (deficiency) of revenues over (under) expenditures	<u>1,640,177</u>	<u>1,099,471</u>	<u>461,624</u>	<u>(174,671)</u>	<u>(151,579)</u>	<u>(14,853,737)</u>	<u>(11,978,715)</u>
OTHER FINANCING SOURCES (USES)							
Transfers from other funds	1,650,000	-	-	-	97,849	740,434	2,488,283
Transfers to other funds	(3,748)	-	(1,650,000)	-	-	(1,205,999)	(2,859,747)
Bond proceeds	-	-	-	-	-	10,000,000	10,000,000
Premiums on bonds sold	-	-	-	-	-	221,663	221,663
Sale of capital assets	602,732	25,075	-	-	-	605,000	1,232,807
Total other financing sources (uses)	<u>2,248,984</u>	<u>25,075</u>	<u>(1,650,000)</u>	<u>-</u>	<u>97,849</u>	<u>10,361,098</u>	<u>11,083,006</u>
Net change in fund balances	3,889,161	1,124,546	(1,188,376)	(174,671)	(53,730)	(4,492,639)	(895,709)
Fund balances-beginning	10,040,662	11,892,770	6,955,668	4,314,110	5,931,192	21,436,117	60,570,519
Fund balances - ending	<u>\$ 13,929,823</u>	<u>\$ 13,017,316</u>	<u>\$ 5,767,292</u>	<u>\$ 4,139,439</u>	<u>\$ 5,877,462</u>	<u>\$ 16,943,478</u>	<u>\$ 59,674,810</u>

The notes to the financial statements are an integral part of this statement.

**OKLAHOMA COUNTY, OKLAHOMA
RECONCILIATION OF THE STATEMENT OF REVENUES
EXPENDITURES AND CHANGES IN FUND BALANCES OF GOVERNMENTAL FUNDS
TO THE STATEMENT OF ACTIVITIES
FOR THE YEAR ENDED JUNE 30, 2015**

Net change in fund balances-total governmental funds	\$ (895,709)
Amounts reported for governmental activities in the statement of activities are different because:	
Governmental funds report capital outlays as expenditures. However, in the statement of activities the cost of those assets is allocated over their estimated useful lives and reported as depreciation expense. This is the amount by which capital outlays, that were added to capital assets (\$11,122,589) exceeded depreciation (\$9,028,279) in the current period.	2,094,310
In the statement of activities, the loss on disposal of assets is reported, whereas in the governmental funds, the proceeds from the sale increase financial resources. The change in net position differs from the cost of the assets sold, net of accumulated depreciation versus the proceeds from asset sales.	(680,066)
In the statement of activities, the cost of pension benefits earned net of employee contributions is reported as an element of pension expense. The fund financial statements report pension contributions as expenditures.	252,655
Revenues in the statement of activities that do not provide current financial resources are not reported as revenues in the funds. These include a decrease in deferred property taxes of \$1,599,858 and a decrease in intergovernmental receivables of \$90,132.	(1,689,990)
The issuance of long-term debt (e.g. bonds, leases) provides current financial resources to governmental funds, while the repayment of the principal of long-term debt consumes the current financial resources of governmental funds. Neither transaction, however, has any effect on net position. Also, governmental funds report the effect of issuance costs and similar items when debt is first issued, whereas these amounts are deferred and amortized in the statement of activities. This amount is the net effect of these differences in the treatment of long-term debt. (Proceeds from bond issue of \$10,000,000, bond premium of \$221,663, principal retirement on bonds payable of \$5,988,248 and a net decrease in capital lease obligations payable of \$515,638).	(3,717,778)
Some expenses reported in the statement of activities do not require the use of current financial resources and, therefore, are not reported as expenditures in governmental funds. These include the net decrease in judgments payable (\$365,342), an increase in compensated absences (\$465,468), an increase in claims liability (\$1,400,166) an increase in accrued interest payable (\$109,723) an increase in the Net OPEB obligation (\$11,298,031) and an increase in the Net Pension Liability (\$1,951,269).	(15,589,999)
Change in net position of governmental activities	<u>\$ (20,226,577)</u>

The notes to the financial statements are an integral part of this statement.

OKLAHOMA COUNTY, OKLAHOMA
STATEMENT OF NET POSITION
PROPRIETARY FUND
JUNE 30, 2015

	Public Buildings Authority
ASSETS	
Current assets:	
Restricted assets:	
Cash and cash equivalents	\$ 5,704,768
Accounts receivable	88,850
Total current assets	5,793,618
Capital assets:	
Land	2,275,936
Construction in progress	88,392
Buildings and improvements	21,489,318
Equipment	136,235
Less accumulated depreciation	(10,559,276)
Total capital assets (net of accumulated depreciation)	13,430,605
Total noncurrent assets	13,430,605
Total assets	\$ 19,224,223
 DEFERRED OUTFLOWS OF RESOURCES	
Deferred amount on lease refinancing	\$ 944,390
 LIABILITIES	
Current liabilities payable from :	
restricted assets:	
Capital lease obligations-current	625,000
Accounts payable	112,769
Accrued interest payable	33,434
Unearned revenue	49,113
Total current liabilities	820,316
Noncurrent liabilities:	
Capital lease obligations	10,695,000
Total noncurrent liabilities	10,695,000
Total liabilities	11,515,316
 NET POSITION	
Net investment in capital assets	3,054,995
Restricted for debt service	5,598,302
Total net position	\$ 8,653,297

The notes to the financial statements are an integral part of this statement.

OKLAHOMA COUNTY, OKLAHOMA
STATEMENT OF REVENUES, EXPENSES, AND CHANGES IN FUND NET POSITION
PROPRIETARY FUND
FOR THE YEAR ENDED JUNE 30, 2015

	Public Buildings Authority
Operating revenues:	
Rental	\$ 4,031,727
Total operating revenues	\$ 4,031,727
Operating expenses:	
Costs of sales and services	825,574
Administration	210,553
Depreciation	666,049
Total operating expenses	1,702,176
Operating income	2,329,551
Nonoperating revenues (expenses):	
Investment income	(270)
Interest expense	(460,441)
Trustee and other expenses	(2,770)
Total nonoperating revenue (expenses)	(463,481)
Income before contributions and transfers	1,866,070
Capital contributions-TIF Reimbursements	521,341
Transfer from County Capital Regular Fund	1,009,256
Transfer to County Capital Regular Fund	(637,792)
Change in net position	2,758,876
Beginning net position	5,894,419
Total net position-ending	\$ 8,653,297

The notes to the financial statements are an integral part of this statement.

**OKLAHOMA COUNTY, OKLAHOMA
STATEMENT OF CASH FLOWS
PROPRIETARY FUND
FOR THE YEAR ENDED JUNE 30, 2015**

	Public Buildings Authority
CASH FLOWS FROM OPERATING ACTIVITIES	
Receipts from customers and users	\$ 4,017,527
Payments to suppliers	(889,660)
Payments to employees	(210,553)
Net cash provided by operating activities	2,917,314
CASH FLOWS FROM CAPITAL FINANCING ACTIVITIES	
Trustee fees on capital debt	(2,770)
Principal paid on capital debt	(615,000)
Interest paid on capital debt	(408,590)
Capital contributions-TIF Reimbursements	521,341
Payment for capital assets	(573,734)
Net cash provided (used) by capital financing activities	(1,078,753)
CASH FLOWS FROM NONCAPITAL FINANCING ACTIVITIES	
Transfer from governmental funds	1,009,256
Transfer to governmental funds	(637,792)
Net cash provided (used) by non-capital financing activities	371,465
CASH FLOWS FROM INVESTING ACTIVITIES	
Interest earnings received	(270)
Net cash provided by investing activities	(270)
Net increase (decrease) in cash and cash equivalents	2,209,755
Beginning cash and cash equivalents	\$ 3,495,012
Ending cash and cash equivalents	\$ 5,704,768
Reconciliation of operating income to net cash provided (used) by operating activities:	
Operating Income	2,329,551
Adjustments to reconcile operating income to net cash provided (used) by operating activities:	
Depreciation expense	666,049
(Increase) decrease in accounts receivable	(20,088)
Increase (decrease) in payables	(64,087)
Increase (decrease) in unearned revenue	5,888
Total adjustments	587,763
Net cash provided by operating activities	\$ 2,917,314
Non-cash investing activity:	
Capital assets financed through payables	\$ 83,036

The notes to the financial statements are an integral part of this statement.

OKLAHOMA COUNTY, OKLAHOMA
STATEMENT OF FIDUCIARY NET POSITION
JUNE 30, 2015

	Pension Trust Funds	Agency Funds
	<u> </u>	<u> </u>
ASSETS		
Cash and cash equivalents	\$ 4,661,103	\$ 32,646,753
Property taxes receivable, net	-	38,375,016
Interest receivable	45,829	-
Accounts receivable	4,095	-
Contributions receivable	-	1,451,281
Investments, at fair value		
U.S. Government securities	-	-
Certificate of deposits	475,000	3,322,755
Judgments	1,931,975	-
Mutual funds	89,644,295	-
Loans to participants	8,670,292	-
Total investments	<u>100,721,562</u>	<u>3,322,755</u>
Total assets	<u>\$ 105,432,589</u>	<u>\$ 75,795,805</u>
LIABILITIES		
Due to Other Taxing Jurisdictions	\$ -	\$ 46,655,309
Due to Others	-	29,140,496
Total liabilities	<u>-</u>	<u>75,795,805</u>
NET POSITION		
Net position held in trust for pension benefits and other purposes	<u>\$ 105,432,589</u>	<u>\$ -</u>

The notes to the financial statements are an integral part of this statement.

OKLAHOMA COUNTY, OKLAHOMA
STATEMENT OF CHANGES IN FIDUCIARY NET POSITION
FOR THE YEAR ENDED JUNE 30, 2015

	Pension Trust Funds
ADDITIONS	
Contributions:	
Employer	\$ 6,463,116
Investment earnings:	
Interest	376,856
Net increase (decrease) in the fair value of investments	2,309,012
Total investment earnings	2,685,868
Total additions	9,148,983
 DEDUCTIONS	
Benefits	8,197,390
Administrative expenses	287,176
Total deductions	8,484,566
Change in net position	664,418
Net position-beginning	104,768,172
Net position-ending	\$ 105,432,589

The notes to the financial statements are an integral part of this statement.

*Notes to the
Financial
Statements*



OKLAHOMA COUNTY, OKLAHOMA
Notes to the Financial Statements
June 30, 2015

INDEX

PAGE

I. SUMMARY OF SIGNIFICANT ACCOUNTING POLICIES

A.	Reporting Entity	43
1.	Blended Component Unit	43
2.	Discretely Presented Component Unit	43
3.	Jointly Governed Organization	44
4.	Related Organizations	44
B.	Government-wide and Fund Financial Statements	45
C.	Measurement Focus, Basis of Accounting, and Financial Statement Presentation	45
D.	Assets, Liabilities, and Net Position	47
1.	Deposits and Investments	47
2.	Property Taxes Receivable	48
3.	Accounts Receivable and Unavailable Revenues	48
4.	Inventories	49
5.	Due to Other Taxing Units/Others	49
6.	Capital Assets and Depreciation	49
7.	Compensated Absences	49
8.	Long-Term Obligations	50
9.	Defined Benefit Retirement Plan	50
10.	Fund Balance and Net Position	50

II. STEWARDSHIP, COMPLIANCE, AND ACCOUNTABILITY

A.	Budgetary Information	51
B.	Legal and Contractual Obligations	52
C.	Continuous Inventory	52

III. DETAILED NOTES ON ALL FUNDS

A.	Deposits and Investments	52
B.	Property Taxes Receivable	54
C.	Capital Assets	54
D.	Interfund Transfers	56
E.	Operating Leases	56
F.	Long-term Debt	56
1.	Governmental Activities	56
2.	Business-Type Activities	59
3.	Discretely Presented Component Unit	60
4.	Judgments Payable	61
5.	Changes in Long Term liabilities	62
G.	Net Position and Fund Balances	62

OKLAHOMA COUNTY, OKLAHOMA
Notes to the Financial Statements
June 30, 2015

IV. OTHER INFORMATION

A. Risk Management	64
B. Related Party Transactions	66
C. Commitments and Contingent Liabilities	66
D. Other Post-Employment Benefits	67
E. Employees Retirement Plans and Financial Statements	69
1. Defined Benefit Retirement Plan	71
2. Defined Contribution Retirement Plan	75

OKLAHOMA COUNTY, OKLAHOMA
Notes to the Financial Statements
June 30, 2015

Note I. Summary of Significant Accounting Policies

The financial statements of Oklahoma County are presented in conformity with accounting principles generally accepted in the United States of America as applied to government units. The Governmental Accounting Standards Board (GASB) is the accepted standard-setting body for establishing governmental accounting and financial reporting principles.

New Accounting Pronouncements Adopted in Fiscal Year 2015:

The County adopted the following new accounting pronouncement during the year ended June 30, 2015 as follows:

- Statement No. 68, Accounting and Financial Reporting for Pensions, an Amendment of GASB Statement No. 27. GASB No. 68 establishes standards for measuring and recognizing liabilities, deferred outflows of resources, deferred inflows of resources, and pension expenses. GASB No. 68 also details the recognition and disclosure requirements for employers with liabilities to a defined benefit pension plan and for employers whose employees are provided with defined contribution pensions. Defined benefit pensions are further classified by GASB No. 68 as single employer plans, agent employer plans and cost-sharing plans, and recognition and disclosure requirements are addressed for each classification. The adoption of GASB No. 68 resulted in a significant decrease in the Counties net position.
- Statement No. 69, Government Combinations and Disposals of Government Operations. GASB No. 69 was issued in January 2013 and establishes accounting and financial reporting standards related to government combinations and disposals of government operations. Government combinations can include a variety of transactions, including mergers, acquisitions and transfers of operations. A disposal of a government's operations results in the removal of specific activities of a government. The requirements of this Statement are effective for government combinations and disposals of government operations occurring in financial reporting periods beginning after December 15, 2013, and should be applied on a prospective basis. The County did not have any transactions affected by the implementation of this statement.
- Statement No. 71, Pension Transition for Contributions Made Subsequent to the Measurement Date—an amendment of GASB Statement No. 68. GASB No. 71 addresses an issue regarding application of the transition provisions of Statement No. 68, Accounting and Financial Reporting for Pensions. The issue relates to amounts associated with contributions, if any, made by a state or local government employer or nonemployer contributing entity to a defined benefit pension plan after the measurement date of the government's beginning net pension liability. The County did not have any transactions affected by the implementation of this statement.

The GASB has issued several new accounting pronouncements, which will be effective in subsequent years. A description of the new accounting pronouncements, the fiscal year in which they are effective, and the County's consideration of the impact of these pronouncements are described below:

Statement No 72, *Fair Value Measurement and Application* was issued in February 2015 and addresses accounting and financial reporting issues related to fair value measurements. It provides guidance for determining a fair value measurement for financial reporting purposes and also for applying fair value to certain investments and disclosures related to all fair value measurements. This statement is effective for periods beginning after June 15, 2015. The County has not yet determined the impact that implementation of GASB 72 will have on its net position.

OKLAHOMA COUNTY, OKLAHOMA
Notes to the Financial Statements
June 30, 2015

Statement No. 73, *Accounting and Financial Reporting for Pensions and Related Assets That Are Not within the Scope of GASB Statement 68, and Amendments to Certain Provisions of GASB Statements 67 and 68* was issued in June 2015 and establishes requirements for defined benefit pensions that are not within the scope of Statement No. 68, *Accounting and Financial Reporting for Pensions*, as well as for the assets accumulated for purposes of providing those pensions. In addition, it establishes requirements for defined contribution pensions that are not within the scope of Statement 68. It also amends certain provisions of Statement No. 67, *Financial Reporting for Pension Plans*, and Statement 68 for pension plans and pensions that are within their respective scopes. The requirements of this Statement that address accounting and financial reporting by employers and governmental nonemployer contributing entities for pensions that are not within the scope of Statement 68 are effective for financial statements for fiscal years beginning after June 15, 2016, and the requirements of this Statement that address financial reporting for assets accumulated for purposes of providing those pensions are effective for fiscal years beginning after June 15, 2015. The requirements of this Statement is for pension plans that are within the scope of Statement 67 or for pensions that are within the scope of Statement 68 are effective for fiscal years beginning after June 15, 2015. . The County has not yet determined the impact that implementation of GASB 73 will have on its net position.

Statement No. 74, *Financial Reporting for Postemployment Benefit Plans Other Than Pension Plans* was issued in June 2015, and replaces Statements No. 43, *Financial Reporting for Postemployment Benefit Plans Other Than Pension Plans*, as amended, and No. 57, *OPEB Measurements by Agent Employers and Agent Multiple-Employer Plans*. It also includes requirements for defined contribution OPEB plans that replace the requirements for those OPEB plans in Statement No. 25, *Financial Reporting for Defined Benefit Pension Plans and Note Disclosures for Defined Contribution Plans*, as amended, Statement 43, and Statement No. 50, *Pension Disclosures*. This Statement is effective for financial statements for fiscal years beginning after June 15, 2016. The County has not yet determined the impact that implementation of GASB 74 will have on its net position.

Statement No. 75, *Accounting and Financial Reporting for Postemployment Benefits Other Than Pensions* was issued in June 2015, and addresses accounting and financial reporting for OPEB that is provided to the employees of state and local governmental employers. This Statement establishes standards for recognizing and measuring liabilities, deferred outflows of resources, deferred inflows of resources, and expense/expenditures. For a defined benefit OPEB, this Statement identifies the methods and assumptions that are required to be used to project benefit payments, discount projected benefit payments to their actuarial present value, and attribute that present value to periods of employee service. Note disclosure and required supplementary information requirements about defined benefit OPEB also are addressed. This Statement is effective for fiscal years beginning after June 15, 2017. The County has not yet determined the impact that implementation of GASB 75 will have on its net position.

GASB Statement No. 76, *The Hierarchy of Generally Accepted Accounting Principles for State and Local Governments* was issued in June 2015, and was issued to identify the context of the current governmental financial reporting environment—the hierarchy of generally accepted accounting principles (GAAP). The “GAAP hierarchy” consists of the sources of accounting principles used to prepare financial statements of state and local governmental entities in conformity with GAAP and the framework for selecting those principles. This Statement reduces the GAAP hierarchy to two categories of authoritative GAAP and addresses the use of authoritative and nonauthoritative literature in the event that the accounting treatment for a transaction or other event is not specified within a source of authoritative GAAP. This Statement supersedes Statement No. 55, *The Hierarchy of Generally Accepted Accounting Principles for State and Local Governments*. The requirements of this Statement are effective for financial statements for periods beginning after June 15, 2015. The County has not yet determined the impact that implementation of GASB 76 will have on its net position.

GASB Statement No. 77, *Tax Abatement Disclosures* was issued in August 2015, and establishes financial reporting standards for tax abatement agreements entered into by state and local governments. The disclosures required by this Statement encompass tax abatements resulting from both (a) agreements that are entered into by

OKLAHOMA COUNTY, OKLAHOMA
Notes to the Financial Statements
June 30, 2015

the reporting government and (b) agreements that are entered into by other governments and that reduce the reporting government's tax revenues. The requirements of this Statement are effective for financial statements for periods beginning after December 15, 2015. The County has not yet determined the impact that implementation of GASB 77 will have on its net position.

A. Reporting entity

Oklahoma County government is a subdivision of the state government and all of the powers exercised by the County are those delegated by the State, as authorized by the State Legislature and the state constitution. The County is governed by the Board of County Commissioners, comprised of three elected members. The accompanying financial statements present the government and its component units, entities for which the government is considered to be financially accountable and other organizations for which the primary government is not accountable, but for which the nature and significance of their relationship with the primary government are such that exclusion would cause the reporting entity's financial statements to be misleading or incomplete. Blended component units, although legally separate entities, are part of the government's operations. The discretely presented component unit is reported in a separate column in the government-wide financial statements to emphasize that it is legally separate from the government.

Complete financial statements for each of the individual component units may be obtained from the Oklahoma County Clerk's Finance Division.

1. Blended Component Unit

Oklahoma County Public Buildings Authority - The Oklahoma County Public Buildings Authority (OCPBA) was created for the primary purpose of financing, operating, constructing and administering any public works, improvements or facilities in Oklahoma County. The OCPBA achieves its purpose through the issuance of revenue bonds. The Board of County Commissioners serves as the Board of the OCPBA. OCPBA is a public trust authority established March 4, 1968, under the provisions of Title 60, Oklahoma Statutes 1961, Sections 176 to 180, inclusive, the Oklahoma Trust Act, and other applicable statutes of the State of Oklahoma.

During the fiscal year, the OCPBA collected the rental revenues from the Metro Parking Garages, Investor's Capital Building, and the Lincoln Building property, which are pledged for payment of its 2003 series lease revenue bonds. Revenue generated by the properties are used to pay the principal and interest of the outstanding bonds and all direct expenses to manage and operate said properties under the amended management agreement between the OCPBA and Oklahoma County dated July 7, 2005. Under the agreement if any additional funds exist subsequent to the payment of ongoing operating costs, a payment to cover the County's overhead costs for supportive service will be paid to the County in July. The duration of the contract is the life of the bonds issued by OCPBA unless modified in writing. The OCPA issues a separate financial report that can be obtained by writing to the Oklahoma County Clerk's Office at 320 Robert S. Kerr, Room 201, Oklahoma City, Oklahoma 73102.

2. Discretely Presented Component Unit

Oklahoma County Finance Authority - The Oklahoma County Finance Authority (OCFA) is a discretely presented component unit and was created for the purpose to advance, finance and develop commercial and industrial projects or facilities and advance development of adequate housing within the County. The OCFA is a public trust established pursuant to a trust indenture dated May 9, 1983. Under the trust indenture, the OCFA was created for the use and benefit of Oklahoma County (the County) under the provisions of Title 60, Oklahoma Statutes (2001), Sections 176 to 180.3, inclusive, as amended and supplemented, the Oklahoma Public Trust Act and other applicable statutes of the State of Oklahoma.

OKLAHOMA COUNTY, OKLAHOMA
Notes to the Financial Statements
June 30, 2015

The OCFA is authorized, in the furtherance of public purposes, to issue its revenue notes and bonds in order to provide funds for the development of commercial and industrial projects, which will benefit the County, including but not limited to, medical and housing projects. Pursuant to the respective trust indentures governing each project, the notes or bonds payable of each project do not constitute a debt, liability or moral obligation of the State of Oklahoma, or any political subdivision thereof, nor does the indebtedness constitute a personal obligation of the trustees of the OCFA. The OCFA has no taxing power.

The OCFA Board of Trustees is appointed by the County Commissioners of Oklahoma County. In addition, the County Commissioners ultimately approve all note and bond obligations issued by the OCFA. The OCFA issues a separate financial report that can be obtained by writing to the Oklahoma County Finance Authority at 105 N. Hudson, Suite 304, Oklahoma City, Oklahoma 73102.

3. Jointly Governed Organization

The City of Oklahoma City and the Board of County Commissioners of Oklahoma County participate in the City-County Board of Health (Board) whose purpose is to preserve and promote public health. Five members of the Board are appointed by the City Council, and four members are appointed by the Oklahoma County Commissioners with removal only for cause. The primary source of funding for the Board is an ad valorem tax levy. During fiscal year 1995-96 the City-County Health Department became totally independent of the County by agreement of the County and the City Council and the City-County Health Board. The County has no equity interest nor does the County contribute to the continued existence of the Board.

4. Related Organizations

The following related organizations are excluded from the financial reporting entity because the County does not exercise significant influence over their respective operations. Audited financial statements are available from the respective organizations. Related organizations are as follows:

Oklahoma County Home Finance Authority – The Oklahoma County Home Finance Authority (OCHFA) was created as a public trust under applicable Oklahoma Statutes on May 5, 1980, for the use and benefit of the Beneficiary, Oklahoma County, to finance and provide housing facilities as set forth in the Trust Indenture. The County has no significant influence over the management, budget or policies of the OCHFA.

Oklahoma Industries Authority - The Oklahoma Industries Authority (OIA) was created as a public trust under applicable Oklahoma Statutes on December 15, 1966, and amended May 4, 1981. It was created for the use and benefit of the Beneficiary, Oklahoma County, Oklahoma, to finance, promote and aid in the development of industry and commerce as set forth in the Trust Indenture. The County has no significant influence over the management, budget or policies of the OIA. On November 1, 1997, the Authority issued \$2,750,000 in lease revenue bonds to fund the expansion of the Oklahoma County Juvenile Detention Center project. In February 2001, the OIA issued \$4,765,000 in lease revenue bonds to fund heating and cooling upgrades and lighting, electrical and plumbing improvements to county buildings. On July 28, 2003, the Authority issued \$20,560,000 of lease revenue bonds to provide funds that will be used by the Public Buildings Authority to (1) acquire, construct and equip a parking garage, (2) advance refund the Public Building Authority Capital Improvement Bonds, Series 1997, (3) make improvements to the Metro Parking Garage, (4) make other County improvements, (5) fund capitalized interest, (6) purchase Surety Bonds in lieu of funding a Debt Service Reserve Fund, and (7) pay certain costs of issuing the Bonds.

Oklahoma County Industrial Authority – The Oklahoma County Industrial Authority (OCIA) was created as a public trust under applicable Oklahoma Statutes on May 5, 1982. It was created for the use and benefit of the Beneficiary, Oklahoma County, Oklahoma, to finance, promote and aid in the development of industry and

OKLAHOMA COUNTY, OKLAHOMA
Notes to the Financial Statements
June 30, 2015

commerce as set forth in the Trust Indenture. The County has no significant influence over the management, budget or policies of the OCIA operation.

Oklahoma County Utility Services Authority – The Oklahoma County Utility Services Authority (OCUSA) was created as a public trust under applicable Oklahoma Statutes on March 15, 1955. It was created to provide utility services in unincorporated areas of Oklahoma County for the safeguarding of public health and the conservation of public welfare in these areas. The County has no significant influence over the management, budget or policies of the OCUSA operation.

B. Government –wide and Fund Financial Statements

The accompanying financial statements of the County have been prepared in conformity with generally accepted accounting principles as prescribed by the Governmental Accounting Standards Board (GASB). They present the financial position of the County and the various funds and fund types, the results of operations of the County and the various funds and fund types, and the cash flows of the proprietary fund. The financial statements are presented as of June 30, 2015, and for the year then ended.

The government-wide financial statements (i.e. the statement of net position and the statement of activities) report information on all of the nonfiduciary activities of the primary government and its component units. Except for interfund services provided and used, the effect of interfund activity has been removed from these statements. Governmental activities, which normally are supported by taxes and intergovernmental revenues, are reported separately from business-type activities, which rely to a significant extent on fees and charges for support. Likewise, the primary government is reported separately from discretely presented component units.

The statement of activities demonstrates the degree to which the direct expenses of a given function or segment are offset by program revenues. Direct expenses are those that are clearly identifiable with a specific function or segment. Program revenues include 1) charges to customers or applicants who purchase, use, or directly benefit from goods, services, or privileges provided by a given function or segment and 2) grants and contributions that are restricted to meeting the operational or capital requirements of a particular function or segment. Taxes and other items not properly included among program revenues are reported instead as general revenues.

The county operates each of the three self-insurance activities separately. However, all three are primarily funded through general fund revenues. Other revenues include premiums and interest income. Employee benefits and workers compensation expenses and claims are a result of the employment of workers hired to operate and manage the functions of the government. These expenses are reported by the general fund. Gross revenues totaled \$20,720,543 and gross expenses totaled \$26,308,292, resulting in net expenses of \$5,587,749.

Separate financial statements are provided for governmental funds, proprietary funds, and fiduciary funds, even though the latter are excluded from the government-wide financial statements. Major individual governmental funds and major individual enterprise funds are reported as separate columns in the fund financial statements.

C. Measurement Focus, Basis of Accounting, and Financial Statement Presentation

The government-wide financial statements are reported using the economic resources measurement focus and the accrual basis of accounting, as are the proprietary fund and the pension trust fund financial statements. Revenues are recorded when earned and expenses are recorded when a liability is incurred, regardless of the timing of related cash flows. Property taxes are recognized as revenues in the year for which they are levied. Grants and similar items are recognized as revenue as soon as all eligibility requirements imposed by the provider have been met. Governmental fund financial statements are reported using the current financial resources measurement focus and the modified-accrual basis of accounting. Revenues are recognized as soon as they are both measurable and available. Revenues are considered to be available when they are collectible within the current period or soon

OKLAHOMA COUNTY, OKLAHOMA
Notes to the Financial Statements
June 30, 2015

enough there after to pay liabilities of the current period. For this purpose, the government considers revenues to be available if they are collected within 60 days of the end of the current fiscal period. Expenditures generally are recorded when a liability is incurred, as under accrual accounting. However, debt service expenditures, as well as expenditures related to compensated absences and claims and judgments, are recorded only when payment is due.

Property taxes, intergovernmental revenues, and interest income associated with the current fiscal period are considered to be susceptible to accrual and so have been recognized as revenues of the current fiscal period. All other revenue items are considered to be measurable and available only when cash is received by the County.

Governmental Funds

Generally accepted accounting principles set forth minimum criteria (percentage of the assets, liabilities, revenues or expenditures/expenses of either fund category or the governmental and enterprise combined) for the determination of major funds. The nonmajor funds are combined in a single column in the fund financial statements.

The County reports the following major governmental funds:

General Fund - The County's primary operating fund. The fund is used to account for and report all financial resources not accounted for and reported in another fund. The Employee Benefits, Worker's Compensation and Self Insurance activities are presented as part of the General Fund. Oklahoma County is self insured and the primary source of funding is from General Fund revenue.

Highway Cash – Accounts for state, local and miscellaneous revenues and expenditures for the purpose of constructing and maintaining county roads and bridges.

Resale Property – Accounts for collection of interest and penalties on delinquent taxes and the expenditures incurred to sell abandoned property.

County Bonds 2008 - Accounts for the proceeds of general obligation bonds issued in August 2008 to finance the purchase of the former General Motors Assembly plant, to provide funds for the capital improvements for the courthouse and annex buildings, and to improve and mitigate natural hazard damage and impact, including but not limited to flooding in east central Oklahoma County in and around Crutcho Creek, and in northwest Oklahoma County in and around the Deer Creek area.

Debt Service Fund – Used to account for and report financial resources that are restricted, committed, or assigned to expenditure for principal and interest.

Proprietary Fund

Public Buildings Authority – Accounts for the operations of the Public Buildings Authority blended component unit.

Fiduciary Fund Types

Fiduciary funds are used to account for assets held by a governmental unit in a trustee capacity or as an agent for individuals, private organizations, or other governments.

The County reports the following fiduciary funds:

OKLAHOMA COUNTY, OKLAHOMA
Notes to the Financial Statements
June 30, 2015

Pension Trust Funds – Pension trust funds account for assets held by the County in a trustee capacity for current and retired employees. Pension trust funds are accounted for in essentially the same manner as proprietary funds.

The County has two pension trust funds:

1. Defined Benefit Employee Retirement Fund - Accounts for the receipt, investment, and distribution of retirement contributions for employees under the defined benefit plan.
2. Defined Contribution Employee Retirement Fund - Accounts for the receipt, investment, and distribution of retirement contributions for employees under the defined contribution plan.

Agency Funds - Agency funds are custodial in nature (i.e., assets equal liabilities) and do not involve measurement of results of operations. However, agency fund assets and liabilities are recognized using the accrual basis of accounting. The County has five classifications of agency funds (Schools, Cities and Towns, Official Depository, Unapportioned Taxes and All Others).

Revenue and Expense Classification

Amounts reported as program revenues include 1) charges to customers or applicants for goods, services or privileges provided, 2) operating grants and contributions, and 3) capital grants and contributions, including special assessments. Internally dedicated resources are reported as general revenues rather than as program revenues. Likewise, general revenues include all taxes.

Proprietary funds distinguish operating revenues and expenses from nonoperating items. Operating revenues and expenses generally result from providing services and producing and delivering goods in connection with a proprietary fund's principal ongoing operations. Operating expenses for enterprise funds include cost of sales and services, administrative expenses and depreciation on capital. All revenues and expenses not meeting this definition are reported as non-operating revenues and expenses.

When both restricted and unrestricted resources are available for use, it is the County's policy to use restricted resources first, then unrestricted resources as they are needed.

D. Assets, Liabilities, and Net Position

1. Deposits and Investments

Cash and cash equivalents include amounts in demand deposits as well as short-term investments with a maturity date within three months of the date acquired by the County. The majority of interest earned on investments is allocated to the general fund except for those investments made specifically for the debt service fund, trust fund and certain special revenue funds as required by state statute for which investment income is allocated to the investing fund.

The County adopted formal deposit and investments policies in June 2015. State statutes authorize the County to adopt a written investment policy directing the investment of the funds of the County and any of its public trusts or authorities. The County Treasurer manages the investments according to the investment policy. The written investment policy authorize the county to purchase and invest in U.S. Government obligations; certificates of deposit; savings accounts; general obligation bonds issued by counties, municipalities, or school districts; money judgments against counties, municipalities, or school districts; bonds and revenue notes issued by a public trust when the beneficiary of the trust is a county, municipality, or school district; negotiable certificates of deposit; prime bankers acceptances; prime commercial paper; repurchase agreements and money market funds.

OKLAHOMA COUNTY, OKLAHOMA
Notes to the Financial Statements
June 30, 2015

Investments are reported at fair value and cash deposits are reported at carrying amount which reasonably estimates fair value.

2. Property Taxes Receivable

All property tax receivables are shown net of an allowance for uncollectibles. Taxes are levied annually on October 1 with one-half due by December 31 and the remaining one-half due by March 31. If exactly one-half of the amount due is not received by December 31, the full amount is due and becomes delinquent January 1st. If the taxpayer opts for one-half payment by December 31 but does not make the remaining payment by March 31, the balance becomes delinquent. Delinquent tax payments are subject to interest assessments at 18% annual percentage rate. Major tax payments are received in the months December through April. Delinquent tax payments are received throughout the year. Governmental funds recognize revenue in the year levied to the extent they are received within 60 days of year-end. Current year tax collections for the year ended June 30, 2015 were 96.0% of the tax levy.

The County's property tax is levied each October 1 on the assessed value listed as of January 1 of the same year for all real and personal property located in the County, except certain exempt property. Assessed values are established by the State Tax Commission and the State Equalization Board. A revaluation of all property is required once every five years. Oklahoma Counties assessed property value as of January 1, 2015, was \$6,452,564,934 after excluding homestead and veteran exemptions of \$160,339,162.

The County Excise Board levied 10.35 mills for General Fund operations, 2.59 mills for the City-County Health Department, 5.20 mills for Metropolitan Library Commission and 1.30 mills for Debt Service.

In addition, the County also collects the ad valorem taxes assessed by cities and towns and school districts and apportions the ad valorem tax collected to the appropriate taxing unit.

On the government-wide financial statements, property tax revenues are recognized in the fiscal year for which they are levied. On the fund financial statements, property tax revenues are deferred if not received within sixty days after fiscal year end.

3. Receivables and Unavailable Revenues

Receivables consist of intergovernmental receivables that are primarily amounts due from federal grants, and accounts receivable are primarily comprised of various charges for services, fees and employee health premiums earned by fiscal year end and not yet collected.

Governmental funds report unavailable revenue in connection with receivables for revenues that are earned but not collected within sixty days of year end and therefore not considered to be available to liquidate liabilities of the current period. At the end of the current fiscal year, the various components of deferred revenue reported in the governmental funds were as follows:

Governmental Funds:	<u>Unavailable</u>
Property taxes receivable – General Fund	\$3,375,512
Property taxes receivable – Debt Service Fund	472,607
Grant funds – Sheriff Special Revenue Fund	<u>5,857</u>
Total deferred for governmental funds	<u>\$3,853,976</u>

OKLAHOMA COUNTY, OKLAHOMA
Notes to the Financial Statements
June 30, 2015

4. Inventories

Inventory in governmental funds consists of expendable supplies held for consumption stated on a first-in first-out basis. They are recorded at cost, as an expenditure, at the time individual items are purchased. Unconsumed inventories in governmental funds are equally offset by nonspendable fund balance, which indicates that portion of fund balance is not in spendable form.

5. Due to Other Taxing Units/Others

Oklahoma County acts as a collecting agent for many other governmental entities. The County is responsible for assessing ad valorem taxes, sending out statements, collecting the tax and distributing collections to the appropriate recipients. These recipients include, but are not limited to, schools, cities, the County Health Department, the City/County Library, Oklahoma County career tech Schools and colleges. All unremitted collections on hand at June 30 are reported as “due to other taxing jurisdictions”, and unapportioned collections held in depository accounts are reported as “due to others”, within County agency funds.

6. Capital Assets and Depreciation

Capital assets, which include property, plant, equipment, and infrastructure assets (e.g., roads, bridges, and similar items), are reported in the applicable governmental or business-type activities columns in the government-wide financial statements and in the proprietary fund financial statements. Capital assets are defined by Oklahoma County as assets with an initial, individual costs exceeding \$5,000. Such assets are recorded at historical cost or estimated historical cost if purchased or constructed. Donated capital assets are recorded at estimated fair market value at the date of donation. Supplies and materials purchased as part of construction projects expected to exceed the capitalization threshold are capitalized as projects are constructed. Land, land improvements and artwork are not depreciable assets. The costs of normal maintenance and repairs that do not add to the value of the asset or materially extend assets lives are not capitalized. All maintenance costs are expensed in the period incurred.

Capital assets are depreciated using the straight-line method over the assigned useful lives as follows:

<u>Assets</u>	<u>Years</u>
Buildings	40
Building improvements	30-40
Infrastructure-Roads	10
Infrastructure-Bridges	50
Equipment and automobiles	5-15
Furniture and Fixtures	10

7. Compensated Absences

Accrued vacation leave is payable upon layoff, resignation, retirement, or death. Amounts of vested or accumulated vacation leave are reported in the government-wide statements and not in the governmental fund statements as the liability is not expected to be paid from current resources. A liability for these amounts is reported in governmental funds only if they have matured as a result of employee resignations and retirements. At June 30, 2015 the accrued liability for annual and compensatory leave time was \$6,379,928.

There is no limitation on accruing unused sick leave. Sick leave does not vest, and therefore, is not reported. Unused sick leave shall contribute toward retirement eligibility for vested employees, 20 days being equivalent to one month. The maximum allowable is 130 days, which would allow an additional year.

OKLAHOMA COUNTY, OKLAHOMA
Notes to the Financial Statements
June 30, 2015

8. Long-Term Obligations

In the government-wide financial statements, long-term debt and other long-term obligations are reported as liabilities in the applicable governmental activities or business-type activities columns of the statement of net position. Bond premiums and discounts, as well as issuance costs, are deferred and amortized over the life of the bonds. Bonds payable are reported net of the applicable bond premium or discount. Bond issuance costs are reported as deferred charges and amortized over the term of the related debt.

In the fund financial statements, governmental fund types recognize bond premiums and discounts, as well as bond issuance costs, during the current period.

9. Defined Benefit Retirement Plan

Basis of Accounting

The financial statements of the County's Defined Benefit Plan are prepared under the accrual method of accounting. Employer contributions to the plan are recognized when due. Benefits and refunds are recognized when due and payable in accordance with the terms of the plan.

Estimates

The preparation of financial statements in conformity with generally accepted accounting principles requires the plan trustees to make estimates and assumptions that affect certain reported amounts and disclosures. Accordingly, actual results may differ from those estimates.

Investment Valuation and Income Recognition

The Plan's investments are stated at fair value. If available, quoted market prices are used to value investments. The amounts shown for securities that have no quoted market price represent estimated fair value. Purchases and sale of securities are recorded on a settlement date basis. Interest income is recorded on the accrual basis.

Pension

For purposes of measuring the net pension liability, deferred outflows of resources and deferred inflows of resources related to pensions, and pension expense, information about the net position of the Employees' Retirement System of Oklahoma County and additions to/deductions from the System's net position have been determined on the same basis as they are reported by Employees' Retirement System of Oklahoma County. For this purpose, benefit payments (including refunds of employee contributions) are recognized when due and payable in accordance with the benefit terms. Investments are reported at fair value.

10. Fund Balance and Net Position

As prescribed by GASB Statement No. 54, governmental funds report fund balance in classifications based primarily on the extent to which the County is bound to honor constraints on the specific purposes for which amounts in the funds can be spent.

Fund balances are classified by level of constraint as follows:

- *Nonspendable Fund Balance* – includes amounts that are (a) not in spendable form, or (b) legally or contractually required to be maintained intact. The “not in spendable form” criterion includes items that are not expected to be converted to cash, for example: inventories, prepaid amounts, and long-term notes receivable.

OKLAHOMA COUNTY, OKLAHOMA
Notes to the Financial Statements
June 30, 2015

- *Restricted Fund Balance* – includes amounts that can be spent only for the specific purposes stipulated by external resources providers, constitutionally or through enabling legislation. Restrictions may effectively be changed or lifted only with the consent of resource providers.
- *Committed Fund Balance* – includes amounts that can be used for the specific purposes determined by a formal action of the County’s highest level of decision making authority, the County’s Board of County Commissioners or the County Budget Board by resolution. Commitments may be changed or lifted only by the County taking the same formal action by resolution that imposed the constraint originally.
- *Assigned Fund Balance* – comprises amounts intended to be used by the County for specific purposes that are neither restricted nor committed. *Intent* is expressed by motion of the County’s Board of County Commissioners or County Budget Board pursuant to state law by action other than resolution.
- *Unassigned Fund Balance* – is the residual classification for the General Fund and includes all amounts not contained in the other classifications. Unassigned amounts are technically available for any purpose.

In circumstances when an expenditure is made for a purpose for which amounts are available in multiple fund balance classifications, fund balance is depleted in the order of restricted, committed, assigned, and unassigned.

The government-wide and the proprietary fund financial statements utilize a net position presentation. Net positions are categorized as net investment in capital assets, restricted, and unrestricted.

- Net investment in capital assets groups all capital assets into one component of net position. Accumulated depreciation and the outstanding balances of debt that are attributable to the acquisition, construction or improvement of these assets reduce the balance in this category.
- Restricted Net Position reflects net positions that are subject to constraints either by externally imposed by creditors, contributors, or laws or regulations of other governments or imposed by law through constitutional provisions or enabling legislation.
- Unrestricted Net Position represents the residual net positions of the County that are not restricted for any project or purpose.

When both restricted and unrestricted net positions are available for use, it is the County’s policy to use restricted net position or resources first.

Note II. Stewardship, Compliance, and Accountability

A. Budgetary Information

Guidelines for the County Budget Act are set out in Title 19 Section 1401 of Oklahoma Statutes. At least thirty (30) days prior to the beginning of each fiscal year, a budget for each fund of the county for which a budget is required shall be completed by the county Budget Board. Each budget shall provide a complete financial plan for the budget year. The budget format shall be as prescribed by the Oklahoma State Auditor and Inspector. The format shall contain at least the following in tabular form for each fund, itemized by department and account within each fund:

1. Actual revenues and expenditures for the immediate prior fiscal year;
2. Estimated actual revenues and expenditures for the current fiscal year; and
3. Estimated revenues and proposed expenditures for the budget year.

The Budget Board of Oklahoma County complies with the purpose of the Budget Act, which is:

OKLAHOMA COUNTY, OKLAHOMA
Notes to the Financial Statements
June 30, 2015

1. Establish uniform and sound fiscal procedures for the preparation, adoption, execution and control of budgets.
2. Enable counties to make financial plans for both current and capital expenditures and to ensure that their executive staffs administer their respective functions in accordance with adopted budgets.
3. Make available to the public and investors sufficient information as to the financial conditions, requirements and expectations of the county government.
4. Assist county governments to improve and implement generally accepted accounting principles as applied to governmental accounting, auditing and financial reporting, and standards of governmental finance management.

Each fund's appropriated budget is prepared on a detailed line-item basis. Revenues are budgeted by source. Expenditures are budgeted by department and character (salaries and wages, fringe benefits, travel, operation, capital and debt service), which constitutes the legal level of control. Expenditures may not exceed appropriations at this level. All budget revisions at this level are subject to authorization by the department head and approval by the Budget Board. All budget revisions are subject to final review by the County Budget Board. Revisions to the budget were made throughout the year.

The legal level of control is that expenditures budgeted in each fund may not exceed budgeted revenues, including fund balance, for the fund. Once approved, the County Budget Board may amend the legally adopted budget when unexpected modifications are required in estimated revenues and appropriations.

B. Legal and Contractual Obligations

Under Oklahoma Law, the County may not obligate funds that require income and revenue from future fiscal years without voter approval, such as with the issuance of general obligation bonds. All lease and lease-purchase agreements, whether or not they are capitalized, must be re-approved at the beginning of each fiscal year. Federal and State grant revenues and expenditures are accounted for in accordance with applicable contract provisions. General obligation bonds, judgments and related interest are levied for and paid in accordance with appropriate State laws.

C. Continuous Inventory

According to guidelines established by Title 19 Section 178.1 of Oklahoma statutes, the County maintains a continuous asset inventory of all assets purchased with a cost of \$500 or more. These items are generally purchases from the capital outlay accounts and recorded at cost.

Note III. Detailed Notes on All Funds

A. Deposits and Investments

The County uses a pooled cash concept for deposits and investments except for the pension trust, and certain agency funds. Cash and cash equivalents include amounts in demand deposits as well as short-term investments with a maturity date within three months of the date acquired by the County. All cash is pooled for operating and investment purposes and each fund has equity in the pooled amount. For reporting purposes, cash and investments have been allocated to each fund based on that fund's equity in the pooled amount.

Deposits

Custodial credit risk for deposits is the risk that in the event of a bank failure, the County may not be able to recover its deposits. The County's policy requires uninsured deposits with banks to be 110 percent secured by collateral valued at market value. As of June 30, 2015, the County's bank balance of \$61,142,183 and its blended

OKLAHOMA COUNTY, OKLAHOMA
Notes to the Financial Statements
June 30, 2015

component unit bank balance of \$5,704,768 are fully insured or collateralized with securities held by the County or its blended component unit, or their agents in their respective names.

Investments

As of June 30, 2015, the County had the following investments:

Primary Government

<u>Investment Type</u>	<u>Fair Value</u>	<u>Weighted Average Maturity (Years)</u>	<u>Credit Ratings(1)</u>
Certificates of deposit	\$8,152,769	1.00	N/A
Total investments	<u>\$8,152,769</u>		
Portfolio weighted average maturity		1.00	

Fiduciary Funds:

<u>Investment Type</u>	<u>Fair Value</u>	<u>Weighted Average Maturity (Years)</u>	<u>Credit Ratings(1)</u>
Certificates of deposit	475,000	.74	N/A
Judgments	<u>1,931,975</u>	3.00	N/A
Total investments	<u>\$2,406,975</u>		
Portfolio weighted average maturity		2.55	

Interest rate risk is the risk that changes in interest rates will adversely affect the fair value of an investment. In accordance with the adopted investment policy, the County manages its exposure to declines in fair values by following three benchmarks in investing funds; safety, liquidity and rate of return. The investment maturities are set up to meet projected cash flow needs and money market investments are available for funds making frequent deposits and expenditures.

Credit risk is the risk that an issuer or other counterparty to an investment will not fulfill its obligation. Investing is preformed in accordance with investment policies adopted by the County complying with Oklahoma State statutes. Investments are limited to the following: 1) Direct obligations of United States government, its agencies or instrumentalities to the payment of which the full faith and credit of the government of the United states is pledged, or obligations to the payment of which the full faith and credit of the State of Oklahoma is pledged; 2) Obligations of the Government National Mortgage Association, Federal National Mortgage Association, or Federal Home Loan Mortgage Corporation, or any Federal farm credit bank, Federal land bank, or Federal home loan bank notes or bonds; 3) Collateralized or insured certificates of deposit; 4) Repurchase agreements that have underlying collateral of direct obligations or obligations of the United States government, it agencies and instrumentalities; 5) Money market funds and repurchase agreements which investments consist of the authorized investments of United States government agency obligations with restrictions as specified in state law; 6) State and Local Government Series; and 7) County direct debt obligations for which an ad valorem tax may be levied, rendered against the county by a court of record.

Custodial credit risk for investments is the risk that, in the even of the failure of the counterparty, the County will not be able to recover the value of its investments. County investment policy provides that investment collateral is held by a third party custodian with whom the County has a current custodial agreement in the County's name or be held in the name of both the County and financial institution by the Federal Reserve Bank servicing Oklahoma.

Discretely Presented Component Unit

<u>Investment Type</u>	<u>Fair Value</u>	<u>Weighted Average Maturity (Years)</u>	<u>Credit Ratings</u>
Certificates of deposit	\$1,499,971	0.83	N/A

Interest rate risk. The Authority's investment policy limits the duration of certificates of deposit or other fixed-income securities to a maximum maturity from the date of purchase to six months.

OKLAHOMA COUNTY, OKLAHOMA
Notes to the Financial Statements
June 30, 2015

Investment Credit risk. The Authority has no formal policy limiting investments based on credit rating, but discloses any such credit risk associated with their investments by reporting the credit quality ratings of investments in debt securities as determined by nationally recognized statistical rating organizations and agencies as of yearend. Unless there is information to the contrary, obligations of the U.S. government or obligations explicitly guaranteed by the U.S. government are not considered to have credit risk and do not require disclosure of credit quality. The Authority invests in certificates of deposit of local financial institutions, and that all deposits and investments in excess of amounts covered by federal deposit insurance, be fully collateralized, with a pledge of the U.S. Treasury obligations, by the entity holding the deposit or investments. At June 30, 2015, all the Authority's investments are in certificates of deposit.

Custodial credit risk. Custodial credit risk is the risk that in the event of a bank failure, the government's deposits may not be returned to it. The Authority's deposit policy for custodial credit risk is that all deposits shall either be insured by Federal Deposit Insurance or collateralized by securities held by the cognizant Federal Reserve Bank, or invested in U.S. Government obligations, in the Authority's name. At June 30, 2015, the Authority's deposits were not exposed to custodial credit risk since all deposits were either insured by Federal Deposit Insurance or collateralized by securities held in the Authority's name.

B. Property Taxes Receivable

The following is a summary of property and other tax amounts shown as receivable and amounts considered uncollectible by the taxing unit. In accordance with state statute, all tax liens on real and personal property are extinguished upon the expiration of seven (7) years. Therefore, the receivables date back to 2007, and the total outstanding represents less than 1% of the original tax levies for the same time period.

	Total Outstanding at <u>June 30, 2015</u>	Amount Considered <u>Uncollectible</u>	Amount Shown as Net <u>Receivable</u>
Governmental Funds	\$5,064,412	\$365,493	\$4,698,919
Fiduciary Funds:			
Health Department	985,188	4,926	980,262
Cities & Library	6,593,008	32,965	6,560,043
Schools	<u>30,989,660</u>	<u>154,948</u>	<u>30,834,712</u>
Fiduciary Funds Total	38,567,856	192,839	38,375,016
Total	<u>\$43,632,268</u>	<u>\$558,332</u>	<u>\$43,073,936</u>

C. Capital Assets

Capital assets activity for the year ended June 30, 2015 was as follows:

Primary Government	Balance <u>June 30, 2014</u>	<u>Increases</u>	<u>Decreases</u>	Balance <u>June 30, 2015</u>
Governmental activities:				
Capital assets, not being depreciated:				
Land	\$27,030,292	\$ 281,011	\$ (410,000)	\$26,901,303
Artwork	24,500	-	-	24,500
Construction in progress	<u>9,095,639</u>	<u>4,626,959</u>	<u>(1,768,795)</u>	<u>11,953,804</u>
Total capital assets, not being depreciated	<u>36,150,432</u>	<u>4,907,970</u>	<u>(2,178,795)</u>	<u>38,879,607</u>

OKLAHOMA COUNTY, OKLAHOMA
Notes to the Financial Statements
June 30, 2015

Capital assets, being depreciated:				
Buildings and building improvements	96,482,708	-	-	96,482,708
Machinery and equipment	34,213,220	3,538,609	(860,405)	36,891,423
Infrastructure	<u>59,049,025</u>	<u>4,441,338</u>	<u>(1,296,108)</u>	<u>62,194,256</u>
Total capital assets being depreciated	189,744,953	7,979,947	(2,156,513)	195,568,387

Primary Government

Less accumulated depreciation for:				
Buildings and building improvements	(48,737,599)	(2,540,391)	-	(51,277,989)
Machinery and equipment	(26,981,742)	(2,380,667)	702,405	(28,660,003)
Infrastructure	<u>(34,854,359)</u>	<u>(4,107,221)</u>	<u>1,187,509</u>	<u>(37,774,073)</u>
Total accumulated depreciation	<u>(110,573,700)</u>	<u>(9,028,279)</u>	<u>1,889,914</u>	<u>(117,712,065)</u>

Total capital assets, being depreciated, net	<u>79,171,253</u>	<u>(1,048,331)</u>	<u>(266,599)</u>	<u>77,856,322</u>
--	-------------------	--------------------	------------------	-------------------

Governmental activities capital assets, net	<u>\$115,321,685</u>	<u>\$3,859,639</u>	<u>\$(2,445,395)</u>	<u>\$116,735,929</u>
	Balance			Balance

Business-type activities:	<u>June 30, 2014</u>	<u>Increases</u>	<u>Decreases</u>	<u>June 30, 2015</u>
----------------------------------	----------------------	------------------	------------------	----------------------

Capital assets, not being depreciated:				
Land	\$2,275,936	\$ -	\$ -	\$2,275,936
Construction in progress	<u>794,570</u>	<u>88,392</u>	<u>(794,570)</u>	<u>88,392</u>

Total capital assets, not being depreciated	<u>3,070,506</u>	<u>88,392</u>	<u>(794,570)</u>	<u>2,364,328</u>
---	------------------	---------------	------------------	------------------

Capital assets, being depreciated:				
Buildings & improvements	\$20,124,371	\$1,364,947	-	\$21,489,318
Machinery and equipment	<u>138,235</u>	<u>-</u>	<u>(2,000)</u>	<u>136,235</u>
Total capital assets being depreciated	20,262,606	1,364,947	(2,000)	21,625,553

Less accumulated depreciation for:				
Buildings & improvements	(9,824,496)	(650,780)	-	(10,475,276)
Machinery and equipment	<u>(68,731)</u>	<u>(17,268)</u>	<u>2,000</u>	<u>(84,000)</u>
Total accumulated depreciation	<u>(9,893,227)</u>	<u>(668,048)</u>	<u>2,000</u>	<u>(10,559,276)</u>

Total capital assets, being depreciated, net	<u>10,369,379</u>	<u>(696,899)</u>	<u>-</u>	<u>11,066,278</u>
--	-------------------	------------------	----------	-------------------

Business-type activities capital assets, net	<u>\$13,439,885</u>	<u>\$ 785,290</u>	<u>\$(794,570)</u>	<u>\$13,430,605</u>
--	---------------------	-------------------	--------------------	---------------------

Depreciation expense was charged to functions/programs of the primary government as follows:

Governmental activities:

General government	\$ 1,534,204
Public safety	2,581,870
Health and welfare	13,000
Education	878
Roads and highways	<u>4,898,326</u>
Total depreciation expense-governmental activities	<u>\$9,028,279</u>

Business-type activities:

Public Building Authority	<u>\$668,048</u>
Total depreciation expense-business-type activities	<u>\$668,048</u>

OKLAHOMA COUNTY, OKLAHOMA
Notes to the Financial Statements
June 30, 2015

D. Interfund transfers

Following is a schedule of interfund transfers:

	Transfers In:				Total
	General Fund	Debt Service	Non-major Governmental	Enterprise Funds	
Transfers Out:					
General Fund	\$ -	\$ -	\$ 3,748	\$ -	\$ 3,748
Debt Service Fund					-
Resale Property	1,650,000				1,650,000
Nonmajor governmental funds		97,849	98,894	1,009,256	1,205,999
Enterprise Funds			637,792		637,792
Proprietary funds	-				-
Total Transfers Out	\$ 1,650,000	\$ 97,849	\$ 740,434	\$ 1,009,256	\$ 3,497,539

A transfer of \$1,650,000 was made from the resale property fund to the general fund to fulfill statutory requirements. Transfers in the amount of \$3,748 were made from the general fund to the capital projects regular fund for the cost of repairs to the jail elevators. A transfer of \$1,009,256 was made from Capital Regular fund to the PBA to reimburse the PBA for the front funding of the jail sewer repair project. The cost of the jail sewer project was paid by the County and then reimbursed with TIF funds received from the City of Oklahoma City.

The Public Buildings Authority transferred \$637,792 to Oklahoma County Capital Regular fund during the year for the cost of the purchase of the new ERP system and an MIS security package.

E. Operating Leases

Oklahoma County is committed under various leases for office equipment and road equipment. These leases are considered for accounting purposes to be operating leases. Oklahoma Statutes prohibit the County from entering into contracts of this nature beyond the end of the fiscal year. Operating lease expenditures for the year ended June 30, 2015 amounted to \$325,214.

F. Long-term Debt

1. Governmental Activities

General Obligation Bonds

Oklahoma County issued \$10,000,000 General Obligation Limited Tax Bonds of 2002, Series A dated October 1, 2002. The bonds were issued for the purpose of acquiring property in the vicinity of Tinker Air Force Base in order to provide for the safety of those citizens of the County as well as provide for the continued assurance of the economic well being of Oklahoma County and its citizens. In March 2012, Oklahoma County refinanced its General Obligation Limited Tax 2002 Series A bonds for the purpose of reducing the interest costs on the debt and to achieve an economic savings. Over the life of the bonds, the refinancing will result in a debt service cash flow savings to Oklahoma County of \$303,563, a gross debt service present value savings of \$295,977, and a net economic present value benefit of \$299,797 after considering use of existing debt service funds. The remaining principal balance of the Series 2012A bond is \$3,935,000 and the interest balance of \$144,075 is payable semi-annually July 1 and January 1, with interest rates that vary from 1.0% to 1.5%. The bonds bear semi-annual interest (payable July 1, and January 1 of each year). The Bonds will be paid from ad valorem taxes levied and assessed on behalf of the Issuer and deposited to its Sinking Fund.

OKLAHOMA COUNTY, OKLAHOMA
Notes to the Financial Statements
June 30, 2015

A summary of debt service requirements to maturity is as follows:

<u>Year</u>	<u>Principal</u>	<u>Interest</u>	<u>Total</u>	<u>Interest Rate</u>
2016	755,000	21,213	776,213	1.25%
2017	<u>785,000</u>	<u>11,775</u>	<u>796,775</u>	1.50%
Total	<u>\$1,540,000</u>	<u>\$ 32,988</u>	<u>\$1,572,988</u>	

Oklahoma County issued \$10,000,000 General Obligation Limited Tax Bonds of 2003, Series A dated April 1, 2003. The bonds were issued for the purpose of acquiring property in the vicinity of Tinker Air Force Base in order to provide for the safety of those citizens of the County as well as provide for the continued assurance of the economic well being of Oklahoma County and its citizens. The bonds bear semi-annual interest (payable January 1, and July 1 of each year, commencing July 1, 2004). The Bonds will be paid from ad valorem taxes levied and assessed on behalf of the Issuer and deposited to its Sinking Fund.

Summary of debt service requirements to maturity is as follows:

<u>Year</u>	<u>Principal</u>	<u>Interest</u>	<u>Total</u>	<u>Interest Rate</u>
2016	765,000	62,635	827,635	3.900%
2017	<u>820,000</u>	<u>32,800</u>	<u>852,800</u>	4.000%
Total	<u>\$ 1,585,000</u>	<u>\$ 95,435</u>	<u>\$1,680,435</u>	

Oklahoma statutes require the County to levy an additional ad valorem tax in amounts sufficient to meet sinking fund requirements as the principal and interest payments become due. During the 2006-2007 fiscal year, the Board of County Commissioners voted to transfer \$2,092,116 of unspent bond proceeds to the County Debt Service Fund.

On August 1, 2008, the County issued \$61,500,000 of general obligation bonds to finance the purchase of the former General Motors Assembly Plant, to provide funds for the capital improvements for the Oklahoma County courthouse and annex buildings, and to improve and mitigate natural hazard damage and impact, including but not limited to flooding in East Central Oklahoma County in and around Crutch Creek, and in Northwest Oklahoma County in and around Deer Creek area. The interest rate on the bonds range from 3.50-4.00 percent and the maturity is August 1, 2023. Bond principal payments are \$4,390,000 beginning on the 1st day of August 2010 in each of the years 2012 through 2022 with the final payment of \$4,430,000 due August 1, 2023. Interest shall be payable on the 1st day of February and August of each year, beginning on the 1st day of February 2012. Summary of debt service requirements to maturity is as follows:

<u>Year</u>	<u>Principal</u>	<u>Interest</u>	<u>Total</u>	<u>Interest Rate</u>
2016	4,390,000	1,527,125	5,917,125	5.00%
2017	4,390,000	1,340,550	5,730,550	3.50%
2018	4,390,000	1,153,975	5,543,975	5.00%
2019	4,390,000	961,913	5,351,913	3.75%
2020-2024	<u>21,990,000</u>	<u>2,202,200</u>	<u>24,192,200</u>	4.00%
Total	<u>\$ 39,550,000</u>	<u>\$ 7,185,763</u>	<u>\$46,735,763</u>	

On September 1, 2014, the County issued \$10,000,000 of general obligation bonds to help finance the purchase of the BNSF rail yard. This bond is the remaining \$10 million of the \$71.5 million approved by voters in 2008. The proceeds of the bond were transferred to the Oklahoma Industries Authority to purchase the land and therefore reported as an economic development expense to the County in the amount of \$10,000,000. The land being purchased is adjacent to Tinker Air Force and north of the old General Motors plant that was purchased by the County in 2008. The total cost of the land is \$44 million and will be a joint purchase by the County, the City of Oklahoma City and the U.S. Air Force. The land will be used by Tinker Air Force to build maintenance hangars

OKLAHOMA COUNTY, OKLAHOMA
Notes to the Financial Statements
June 30, 2015

for the new KC46-A advanced tankers and will add an additional 1,321 jobs. As a result of a state incentive called the Quality Jobs Act, there will be a credit for those quality jobs and Oklahoma County will get repaid for approximately 95% of the cost over the life of the bonds. The interest rate on the bond is 2.00 percent and the maturity is September 1, 2023. Bond principal payments are \$1,250,000 beginning on the 1st day of September 2016 in each of the years 2016 through 2023 with the final payment due September 1, 2023. Interest shall be payable on the 1st day of March of each year, beginning on the 1st day of March 2016. Summary of debt service requirements to maturity is as follows:

<u>Year</u>	<u>Principal</u>	<u>Interest</u>	<u>Total</u>	<u>Interest Rate</u>
2016	-	300,000	300,000	2.00%
2017	1,250,000	187,500	1,437,500	2.00%
2018	1,250,000	162,500	1,412,500	2.00%
2019	1,250,000	137,500	1,387,500	2.00%
2020-2024	<u>6,250,000</u>	<u>312,500</u>	<u>6,562,500</u>	2.00%
Total	<u>\$ 10,000,000</u>	<u>\$ 1,100,000</u>	<u>\$11,100,000</u>	

Capital Lease Obligations

Oklahoma County has entered into various agreements as lessee for financing the acquisition of highway equipment. Oklahoma law prohibits the County from entering into contracts of this nature longer than one year. However, it is the County's intent to exercise its right to purchase this property; accordingly, the lease-purchase agreements have been capitalized to conform to generally accepted accounting principles. The unpaid portion of these agreements have been reported as an other non-current liability in the Statement of Net Position at an amount equal to the present value of all remaining payments to maturity.

During the year, the county determined that leased copiers should not be reported as a capital lease, since there is no intent to purchase the copiers at the end of the lease. The leased copiers are classified as operating leases.

In December 2011, Oklahoma County refinanced its capital lease agreement with the OIA resulting from the issuance of OIA lease revenue bonds series 2001 what were issued for the county annex heating and cooling upgrades, and electrical and plumbing improvements at the county courthouse and annex buildings. This OIA refunding was done for the purpose of reducing the interest costs on the debt and to achieve an economic savings. Over the life of the capital lease agreement, the refinancing will result in a debt service cash flow savings to Oklahoma County of \$12,007, a gross debt service present value savings of \$400,162, and a net economic present value benefit of \$12,511 after considering use of existing debt service funds. The final principal and interest payments were made in 2014-2015.

Assuming that all capital leases are renewed each year by resolution of the Board of County Commissioners, minimum lease commitments under capitalized lease purchase agreements as of June 30, 2015 reported in the government-wide statements are as follows:

	<u>Capital Asset</u>	<u>Accumulated Depreciation</u>	<u>Total</u>
Leased Capital Assets:			
Equipment	<u>430,051</u>	<u>(157,848)</u>	<u>272,203</u>
Total	<u>\$430,051</u>	<u>\$(157,848)</u>	<u>\$272,203</u>

OKLAHOMA COUNTY, OKLAHOMA
Notes to the Financial Statements
June 30, 2015

The following is a schedule of the future minimum lease payments under these capital leases, and the present value of the net minimum lease payments reported in the government-wide statements.

<u>Fiscal year ending June 30.</u>	<u>Governmental Activities</u>
2016	63,279
2017	63,279
2018	63,279
2019	49,229
2020	<u>48,371</u>
Total minimum lease payments	287,437
Less: amount representing interest	<u>(5,780)</u>
Present value of future minimum lease payments	<u>\$281,657</u>

2. Business-Type Activities

Capital Leases Financing Obligations

On October 1, 1997, OCPBA issued Capital Improvement Revenue Bonds, Series 1997 in the amount of \$6,800,000 with interest rates that vary from 4% to 4.9%. The proceeds of the bond issue were used to purchase computer equipment, software, hardware, training facilities and related costs to computerize the Oklahoma County government and provide needed repairs and improvements to property of OCPBA. The bonds are secured by the OCPBA property and gross revenues and matured October 1, 2013. Additionally, OCPBA purchased an insurance policy guaranteeing payment of the bonds.

The Oklahoma Industries Authority issued \$20,560,000 of lease revenue bonds for the benefit of the PBA on July 28, 2003 with interest rates that vary from 2.25% to 5.85%. In June 2012, the PBA refinanced its capital lease agreement with the OIA resulting from the issuance of OIA lease revenue refunding bonds related to the capital lease agreement between the OIA and the PBA. This OIA refunding and related PBA capital lease refinancing was done for the purpose of reducing the interest costs on the debt and to achieve an economic savings. Over the life of the capital lease agreement, the refinancing will result in a debt service cash flow savings to the PBA of \$3,273,365, a gross debt service present value savings of \$2,469,268, and a net economic present value benefit of \$1,151,539 after considering use of existing debt service funds. The principal balance of the 2012A lease is \$14,250,000 and the interest balance of \$5,773,960 is payable semi-annually June 1 and December 1, commencing December 1, 2012 with interest rates that vary from .7% to 4.6%.

The principal of and the interest on the bonds is payable from the lease payments made by the Oklahoma County Public Buildings Authority to the Oklahoma Industries Authority pursuant to terms of a Lease Purchase Agreement date as of June 1, 2012. The Bonds are limited obligation of the issuer, secured by a pledge of the Trust Estate. The Trust Estate consists of the Lease Payments, the Lease Agreement, Revenues, the Parking and Use Agreement, the parking agreements with the Corporate Users, and all funds and accounts established by the Indenture and the monies and investments therein, including any unexpended Bond Proceeds. The Bonds are special and limited obligations of the Issuer payable solely from the Lease Payments and other revenues pledged for payment thereof.

The OIA Bonds were issued to provide funds for the Public Buildings Authority to (1) acquire, construct and equip a parking garage, (2) advance refund the Public Building Authority Capital Improvement Bonds, Series 1997, (3) make improvements to the Metro Parking Garage, (4) make other County improvements, (5) fund capitalized interest, (6) purchase Surety Bonds in lieu of funding a Debt Service Reserve Fund, and (7) pay certain costs of issuing the Bonds.

OKLAHOMA COUNTY, OKLAHOMA
Notes to the Financial Statements
June 30, 2015

The following is the new schedule of the future minimum lease payments under this capital lease, and the present value of the net minimum lease as follows:

<u>Year</u>	<u>Principal</u>	<u>Interest</u>	<u>Debt Service</u>
2016	625,000	401,210	1,026,210
2017	630,000	391,835	1,021,835
2018	640,000	381,125	1,021,125
2019	655,000	368,325	1,023,325
2020	665,000	353,260	1,018,260
2021-2025	2,785,000	1,487,045	4,272,045
2026-2030	3,110,000	930,115	4,040,115
2031-2033	<u>2,210,000</u>	<u>206,310</u>	<u>2,416,310</u>
	<u>\$ 11,320,000</u>	<u>\$ 4,519,225</u>	<u>\$ 15,839,225</u>

3. Discretely Presented Component Unit

Conduit Debt Obligations

The activities of the Oklahoma County Finance Authority consist primarily of arranging financing to industrial, commercial and other various organizations in an effort to promote economic development which will benefit the county. Over time these transactions have taken on various forms, including notes and bonds. The OCFA loans the proceeds from the notes and bonds to the organizations, or the OCFA leases the facilities acquired with the proceeds to the organizations under financing lease arrangements providing for transfer of the property to such organizations at the end of the lease.

The notes and bonds issued by the OCFA are special and limited obligations of the OCFA, payable solely out of revenues derived from and in connection with the underlying loan agreements and the underlying security provided under the loan agreements. The OCFA, the County of Oklahoma, the State of Oklahoma, or any other political subdivision thereof is not obligated in any manner for repayment of the notes and bonds. Accordingly, the notes and bonds are not reported as liabilities in the accompanying financial statements nor are the related receivables and investments reported as assets.

As of June 30, the outstanding principal balances due on these bonds were as follows:

	<u>Date of Issuance</u>	<u>Original Balance</u>	<u>2015 Balance</u>
GNMA ARM Mortgage Back Securities 1995	11-01-95	\$13,000,000	\$819,033
Housing Revenue Bonds Chapel Ridge of North Edmond Series 2003	05-01-03	8,250,000	7,667,935
Housing Revenue Bonds Chapel Ridge of Chapel Ridge of MWC Tinker Series 2004	06-01-04	7,800,000	7,317,713
Multifamily Housing Revenue Refunding Bonds Rockwell Villa Apartments Series 2004	12-15-04	2,500,000	1,296,904
Multifamily Housing Revenue Refunding Bonds London Square Apartments Project 2004	12-17-04	9,000,000	5,919,942
Revenue Refunding Bonds (Epworth Villa Project) Series 2004B	1-5-05	5,040,000	3,500,000
Retirement Facility Revenue Bonds:			
Concordia Life Care Community Series 2005A	11-29-05	26,330,000	24,235,000
Concordia Life Care Community Series 2005B-1	11-29-05	3,500,000	3,500,000
Concordia Life Care Community Series 2005B-2	11-29-05	4,000,000	4,000,000

OKLAHOMA COUNTY, OKLAHOMA
Notes to the Financial Statements
June 30, 2015

	<u>Date of Issuance</u>	<u>Original Balance</u>	<u>2015 Balance</u>
Revenue Refunding Bonds (Epworth Villa Project) Series 2005A	12-07-05	11,460,000	10,195,000
Revenue Refunding Bonds (Epworth Villa Project) Series 2005B	12-07-05	2,000,000	2,000,000
Educational Facilities Lease Revenue Bonds (Millwood Schools Project) Series 2007	8-01-07	5,460,000	3,040,000
Educational Facilities Lease Revenue Bonds (Jones Schools Project) Series 2008	9-01-08	9,825,000	7,290,000
Educational Facilities Lease Revenue Bonds (Western Heights Schools Project) Series 2009	6-01-09	43,840,000	27,740,000
Educational Facilities Lease Revenue Bonds (Choctaw Public School Project) Series 2009B	7-10-09	53,585,000	53,585,000
Educational Facilities Lease Revenue Bonds (Crooked Oak Public School Project) Series 2009A	8-4-09	10,480,000	6,970,000
Educational Facilities Lease Revenue Bonds (Deer Creek Schools Project) Series 2010A	4-1-10	51,800,000	35,745,000
Educational Facilities Lease Revenue Bonds (Bethany Public Schools Project) Series 2011A	10-14-11	2,205,000	600,000
Lease Revenue Bonds (OKC County Health Department Project) Series 2012	1-18-12	8,395,000	7,385,000
Educational Facilities Lease Revenue Bonds (Midwest City-Del City Public Schools Project) Series 2011A	2-22-12	72,620,000	42,835,000
Lease Revenue Notes (Deer Creek Public Schools Project) Series 2012	6-13-12	15,705,000	13,540,826
Educational Facilities Lease Revenue Bonds (Luther Public Schools Project) Series 2012	Sep 2012	10,560,000	9,130,000
Revenue Bonds (Epworth Villa Project) Series 2012A	Dec 2012	72,765,000	70,530,000
Educational Facilities Leave Revenue Bonds (Western Heights Public Schools Project) Series 2013	July 2013	14,265,000	13,345,000
Educational Facilities Leave Revenue Bonds (Crooked Oak Public Schools Project) Series 2013A	Aug 2013	7,660,000	7,660,000
Series 2013B	Aug 2013	390,000	390,000
Revenue Note (Science Museum Oklahoma Project)	Dec 2014	<u>3,000,000</u>	<u>2,925,477</u>
Total		<u>\$475,435,000</u>	<u>\$373,162,830</u>

The OCFA, as a conduit bond issuer, has had outstanding issues, which have been in default in the payment of principal and interest. Since the notes and bonds issued by the OCFA are only limited obligations of the OCFA, as discussed above, the OCFA has not incurred any losses as a result of these defaults.

4. Judgments Payable

Under Oklahoma law, judgments against the County are payable over a three year period and bear annual interest at four percentage points above the average United States Treasury Bill rate for the preceding year, not to exceed

OKLAHOMA COUNTY, OKLAHOMA
Notes to the Financial Statements
June 30, 2015

10% per annum. Advalorem taxes to retire judgments are levied against all taxable property within the County and are accumulated and paid out of the Debt Service Fund over a three year period. During the year, the County paid \$497,322 in judgments and \$37,561 in related interest on these judgments. At June 30, 2015, the total amount of unpaid judgment principal of \$1,056,975 is reflected in the Statement of Net Position.

A summary of judgments payable to maturity is as follows:

<u>Year</u>	<u>Principal</u>	<u>Interest</u>	<u>Total</u>	<u>Interest Rate</u>
2016	\$433,210	\$55,491	\$488,701	5.25%
2017	336,210	32,748	368,958	5.25%
2018	<u>287,555</u>	<u>15,096</u>	<u>302,651</u>	5.25%
Total	<u>\$1,056,975</u>	<u>\$103,335</u>	<u>\$1,160,310</u>	

The interest rate on judgments varies annually based on state law but the future debt service requirements for interest have been determined by using the rate applicable to the current year.

5. Changes in long-term liabilities

Long-term liability activity for the year ended June 30, 2015 was as follows:

	<u>Beginning Balance</u>	<u>Additions</u>	<u>Reductions</u>	<u>Ending Balance</u>	<u>Due within One Year</u>
Governmental activities:					
Bonds payable	\$48,605,000	\$ 10,000,000	\$(5,930,000)	\$52,675,000	\$5,910,000
Capital leases	797,297	-	(515,638)	281,658	61,149
Judgments payable	691,633	862,664	(497,322)	1,056,975	433,210
Compensated absences	<u>5,914,460</u>	<u>4,617,351</u>	<u>(4,151,883)</u>	<u>6,379,928</u>	<u>5,306,022</u>
Governmental activity Long-term liabilities	<u>\$56,008,390</u>	<u>\$15,480,016</u>	<u>\$(11,094,844)</u>	<u>\$60,393,562</u>	<u>\$11,710,381</u>
Business-type activities:					
Capital lease obligations	<u>\$11,935,000</u>	<u>\$ -</u>	<u>\$(615,000)</u>	<u>\$11,320,000</u>	<u>\$625,000</u>
Long-term liabilities	<u>\$11,935,000</u>	<u>\$ -</u>	<u>\$(615,000)</u>	<u>\$11,320,000</u>	<u>\$625,000</u>

For governmental activities, bonds and judgments are liquidated by ad valorem taxes through the Debt Service Fund, while capital leases and compensated absences are primarily liquidated by General Fund, Highway Cash, and Sheriff Special Revenue.

For governmental activities, the bonds payable reflected in the statements are net of unamortized bond premium of \$468,805, or \$53,143,805.

G. Net Position and Fund Balances

At June 30, 2015, the government-wide net position categories are comprised of the following components:

Net Investment in Capital Assets – Governmental Activities

Capital Related Assets:	
Capital Assets	\$234,447,994
Accumulated Depreciation	<u>(117,712,065)</u>
Capital Related Assets	\$116,735,929

OKLAHOMA COUNTY, OKLAHOMA
Notes to the Financial Statements
June 30, 2015

Capital Related Debt:	
Bonds-Outstanding Principal	\$52,675,000
Capital Lease obligations (principal)	281,658
Portion of bonds not capital related	<u>(44,049,570)</u>
Capital Related Debt	\$ 8,907,088

Net Investment in Capital Assets \$107,828,840

Restricted Net Position- Governmental Activities

General Government	
Resale Property	\$5,767,292
Records preservation	816,394
Public Safety	6,531,001
Roads & Highways	16,547,052
Capital Improvements	7,563,589
Debt Service	5,877,462
Other Purposes	<u>842,511</u>
Total Restricted	<u>\$43,945,301</u>

Unrestricted Net Position \$(138,300,126)

Total Net Position \$ 13,474,015

The amount of negative Unrestricted Net Position reported for governmental activities is primarily a result of the \$44,049,570 of outstanding bonds, whose proceeds were used to acquire a capital facility that was transferred to the federal government, in addition to the net OPEB obligation of \$86,649,577 that has no corresponding plan assets held in trust. In both of these cases, the County is obligated for long-term debt and obligations for which no corresponding asset is reported, thereby creating a negative amount reported for unrestricted net position. None of the restricted net position as reported above is restricted by enabling legislation. All restrictions are imposed by state statutes.

Net Investment in Capital Assets – Business-type Activities

Capital Related Assets:	
Capital Assets	\$23,989,881
Accumulated Depreciation	<u>(10,559,276)</u>
Capital Related Assets	\$13,430,605

Deferred amount on lease refinancing \$944,390

Capital Related Debt:	
Capital lease obligations (principal)	(11,320,000)

Net Investment in Capital Assets \$3,054,995

Restricted Net Position- Business-type Activities

Debt Service	<u>\$ 5,598,302</u>
Total Restricted	<u>\$ 5,598,302</u>

Unrestricted Net Position \$ -

Total Net Position \$ 8,653,297

OKLAHOMA COUNTY, OKLAHOMA
Notes to the Financial Statements
June 30, 2015

Prior Period Adjustments:

During the current fiscal year, an adjustment was made to the July 1, 2014 beginning net position of the governmental activities to meet the GASB Statements 68 and 71 requirement to report a net pension liability on the statement of net position as follows:

Net Position-Beginning	\$48,499,900
Net Pension Liability-adjustment	(10,444,321)
Net Pension Asset-adjustment	<u>(4,354,987)</u>
Net Position-Beginning as restated	\$33,700,592

Fund balances for all the major and non-major funds as of June 30, 2015, were distributed as follows:

	Major Funds						Total
	General	Highway Cash	Resale Property	County Bonds	Debt Service Fund	Nonmajor Funds	
Fund balances:							
Nonspendable:							
Inventory	\$ 348,195	\$ 781,131	\$ -	\$ -	\$ -	\$ 307,973	\$ 1,437,299
Restricted for:							
Administration and records management			5,767,292			1,976,264	7,743,556
Road and bridge construction & repair		11,726,130				3,055,247	14,781,377
Highway equipment		287,089				-	287,089
Highway special projects		222,967				-	222,967
Emergency Management						619,816	619,816
Detention maintenance & operation						2,204,731	2,204,731
Law enforcement						2,285,428	2,285,428
Courthouse security						189,918	189,918
Court services						1,529,459	1,529,459
Debt service				6,198	5,877,462	-	5,883,660
Flood plain and hazard mitigation project				3,890,858		-	3,890,858
Graffiti and weed removal program						236,187	236,187
Capital projects				58,102		183,542	241,644
Land clearing and acquisition						901,970	901,970
Subtotal	-	12,236,185	5,767,292	3,955,158	5,877,462	13,182,563	41,018,659
Committed to:							
Economic development				94,695			94,695
Self Insurance claims	2,265,407						2,265,407
Capital projects				89,586			89,586
Subtotal	2,265,407	-	-	184,281	-	-	2,449,688
Assigned to:							
General Government	309,130					-	309,130
Public Safety	4,531					-	4,531
Health & welfare	37,647					-	37,647
Capital projects	-					3,452,943	3,452,943
Subtotal	351,307	-	-	-	-	3,452,943	3,804,250
Unassigned:	10,964,914	-	-	-	-	-	10,964,914
Total fund balances	<u>\$ 13,929,823</u>	<u>\$ 13,017,316</u>	<u>\$ 5,767,292</u>	<u>\$ 4,139,439</u>	<u>\$ 5,877,462</u>	<u>\$ 16,943,479</u>	<u>\$ 59,674,810</u>

Note IV. Other Information

A. Risk Management

Primary Government:

Oklahoma County is exposed to various risks of loss related to torts; theft of, damage to, or destruction of assets; errors or omissions; injuries to employees; or acts of God. Significant losses are covered by commercial insurance for buildings and personal property. There have been no significant reductions in insurance coverage, and

OKLAHOMA COUNTY, OKLAHOMA
Notes to the Financial Statements
June 30, 2015

settlement amounts have not exceeded insurance coverage for the current year or the three prior years. The County currently is self-insured for health and dental benefits, worker's compensation and tort liability coverage.

The Health and Dental Plan was established by Oklahoma County to provide benefits for its employees, their dependents, eligible retirees and their survivors, participants covered under continuation of coverage, and employees on leave of absence as set forth in Title 11 O.S. 2001, §23-108. The majority of the cost of coverage for employees is paid by the County, and all other costs are intended to be an expense of the insured. Certain limitations are placed upon these benefits as to the amount of coverage and who may be covered in specific areas. Mutual Assurance Administrators, Incorporated is employed by Oklahoma County to administer the program. The administrator receives and pays claims from county funds based upon contract limitations. The administrator is responsible for insuring that claims are legitimate, based on enrollment information provided by the County and claims submitted by or on behalf of the claimant. The administrator receives a monthly fee for the services. The administrator also receives medical and life insurance premiums that are in turn remitted to Sunlife, the carrier of stop-loss and life insurance coverage for Oklahoma County employees, retirees and their survivors.

Workers' Compensation - In accordance with Title 85, of the Oklahoma State Statutes, employees are covered by the workers' compensation program at the expense of Oklahoma County at their date of employment. When an injury or work related illness occurs, an Occupational Injury Report is filed. There are three categories of compensation: (1) temporary total disability benefits equal to two-thirds of the employees' average weekly salary; and/or (2) one hundred percent (100%) of all medical bills paid; and/or (3) a permanent disability settlement. When an employee remains off work due to an occupational injury or illness, temporary total disability is paid until (a) the employee returns to full-time work with the employer; or (b) the employee requests a trial to determine permanent disability; or (c) the parties agree in writing that such payments may terminate; or (d) by court order. (Temporary total disability benefits may be terminated at any time without a court order in the case of an employee who has not filed a Form 3 or Form 3-b with the court.) The County employs Consolidated Benefit Resources as the administrator for the workers' compensation program at a monthly fee. In accordance with the contract, the administrator is responsible for opening the files, paying the medical bills and paying the time-loss claims and settlements incurred as a result of an accident or work-related illness.

Tort Claims - Under the Oklahoma constitutional and related state law, losses resulting from tort claim judgments rendered by a court of competent jurisdiction are required to be paid, with interest on the unpaid balance, through a statutorily-required levy of ad valorem taxes levied against all taxable County property and payable over a three year period. Estimated liabilities from tort claims are recorded as claims liability, until they are converted to a court judgment, at which time they are reported as judgment liabilities for which property taxes will be levied and collections will be used for the retirement of this liability. Tort claims incurred but not reported (IBNR) are not considered material to the financial statement for the year ended June 30, 2015.

Component Unit:

OCPBA is exposed to various risks of losses related to torts; thefts of, damage to, and destruction of assets; errors and omissions; injuries to employees; and natural disasters. OCPBA manages this risk through the purchase of commercial insurance policies paid for by Oklahoma County and subject to the terms of a management contract with Oklahoma County that obligates Oklahoma County to defend and pay for any litigation expense or judgment against OCPBA or its property upon demand.

Recognition and Measurement of Claims Loss Expenses and Liabilities

Claims losses are recognized when it is probable that a loss has occurred and the amount of the loss can be reasonably estimated. In determining claims expenses and liabilities, events that might create claims, but for which none have been reported, are also considered. For most claims self insured risks, liabilities for unpaid claims are estimates determined by independent actuaries using actuarial methods as follows: incurred loss development, paid loss development, frequency/severity, exposure/loss rate (incurred loss), and exposure/loss rate (paid loss).

OKLAHOMA COUNTY, OKLAHOMA
Notes to the Financial Statements
June 30, 2015

Unpaid Claims Liabilities

The following represent the changes in approximate aggregate liabilities for the County from July 1, 2014 to June 30, 2015:

<u>Health Care</u>	<u>2015</u>	<u>2014</u>
Unpaid Claims, beginning of fiscal year	\$2,484,000	\$ 2,526,000
Claims and changes in estimates	22,087,382	15,962,387
Claim payments	<u>(22,185,382)</u>	<u>(16,004,387)</u>
Unpaid claims, end of fiscal year	<u>\$ 2,386,000</u>	<u>\$ 2,484,000</u>
<u>Workers Compensation</u>		
Unpaid Claims, beginning of fiscal year	\$3,834,000	\$3,812,000
Claims and changes in estimates	971,076	1,052,747
Claim payments	<u>(900,076)</u>	<u>(1,030,747)</u>
Unpaid claims, end of fiscal year	<u>\$ 3,905,000</u>	<u>\$ 3,834,000</u>
<u>Tort Claims</u>		
Unpaid Claims, beginning of fiscal year	\$ 0	\$ 0
Claims and changes in estimates	0	0
Conversion of claim to judgment	<u>0</u>	<u>0</u>
Unpaid claims, end of fiscal year	<u>\$ 0</u>	<u>\$ 0</u>
Total current claims liability, end of fiscal year	<u>\$ 6,291,000</u>	<u>\$ 6,318,000</u>
Current liabilities	6,291,000	6,318,000
Noncurrent liabilities	<u>0</u>	<u>0</u>
Total claims liability	<u>\$ 6,291,000</u>	<u>\$ 6,318,000</u>

B. Related Party Transactions

Oklahoma County has entered into two capital lease agreements with the Oklahoma Industries Authority, as lessee, for the expansion and renovation of the Oklahoma County Juvenile Detention Center and for heating and cooling upgrades and electrical and plumbing renovations to County buildings (included in the discussion of leases in Note III.E.). The Oklahoma Industries Authority is a public trust created under applicable Oklahoma Statutes. It was created for the use and benefit of the Beneficiary, Oklahoma County, to finance, promote and aid in the development of industry and commerce as set forth in the trust indenture. The County has no significant influence over the management, budget or policies of the Oklahoma Industries Authority; therefore, it is not reported as a component unit. The lease for the Juvenile Center expansion is for 15 years with total principal payments of \$2,750,000. In FY 12-13 the County made the final lease payment in the amount of \$23,197.84 and the remaining balance was paid with the balance in reserve. The lease for the County buildings upgrades and renovations is for 15 years with total principal payments of \$4,765,000. In FY 14-15, the County made the final lease payments in the amount of \$464,100.

C. Commitments and Contingent Liabilities

Federal Grants. The County receives financial assistance from the United States government in the form of grants. Amounts received or receivable from grantor agencies are subject to audit and adjustment by grantor agencies, principally the federal government. Any disallowed claims, including amounts already collected, may constitute a liability of the applicable funds. The amount, if any, of expenditures that may be disallowed by the grantor cannot be determined at this time although the government expects such amounts, if any, to be immaterial.

OKLAHOMA COUNTY, OKLAHOMA
Notes to the Financial Statements
June 30, 2015

Litigation. The County is contingently liable for lawsuits and other claims in the ordinary course of its operations. The settlement of such contingencies under the budgetary process would require appropriation of revenues yet to be realized and would not materially affect the financial position of the County at June 30, 2015. Any court approved judgments would be paid through a levy of a constitutionally required ad valorem tax over a three year period. At June 30, 2015, the County's contingent litigation and other claims approximate \$6.1 million, which is not accrued.

Encumbrances represent commitments related to unperformed contracts for goods or services. Encumbrance accounting under which purchase orders, contracts and other commitments for the expenditure of resources are recorded to reserve that portion of the applicable appropriation is utilized in the governmental funds. Encumbrances outstanding at year-end are not accounted for as expenditures and liabilities but rather as assigned if not already reported as restricted or committed fund balance. At June 30, 2015 the County had outstanding encumbrances in the following funds:

General Fund	\$361,210
Highway Cash	\$544,008
Resale	\$199,912
Non-major	<u>\$1,148,877</u>
Total	\$2,254,007

D. Post Employment Benefits Other than Pensions

Plan Description The County sponsors and administers a self-funded, single-employer defined health benefit plan providing medical, dental and vision plans for all eligible active and retired County employees and their dependents. This plan was established by the Oklahoma County Board of County Commissioners and the Budget Board who has the authority to establish and amend the benefits. A life insurance plan is offered to employees hired prior to February 1, 1987. The program is intended to offer comprehensive coverage of most life, medical with prescription drugs, dental and vision benefits. The pre Medicare medical claims are administered by HealthSmart Benefit Solutions. The dental coverage is provided through Delta Dental and the vision coverage is provided through Vision Service Plan.

Funding Policy. The County funds the benefits on a pay-as-you-go basis. Eligible employees are required to pay set premiums for a portion of the cost, with the County subsidizing the remaining costs. Contribution requirements are established and amended as needed by the Oklahoma County Budget Board on an annual basis. The premium rates are set and amended by the Budget Board and approved by the Board of County Commissioners. The required monthly contribution rates of the plan members for 2015 range from \$91 to \$383 for active employees and retirees and \$665 to \$1,562 for COBRA participants. In prior years the General Fund has been used to liquidate the Net OPEB Obligation.

Annual OPEB Cost and Net OPEB Obligation. The County's annual OPEB cost is equal to the annual required contribution (ARC), an amount actuarially determined in accordance with the parameters of GASB Statement 45, plus one year's interest on the beginning balance of the net OPEB obligation, and minus an adjustment to the ARC. The ARC represents a level of funding that, if paid on an ongoing basis, is projected to cover the normal cost of each year and any unfunded actuarial liabilities amortized over thirty years.

OKLAHOMA COUNTY, OKLAHOMA
Notes to the Financial Statements
June 30, 2015

The following table shows the components of the County's annual OPEB cost for the year, the amount contributed to the plan, and changes in the County's net OPEB obligation to the retiree health plan:

	<u>2015</u>
Annual required contribution	\$15,583,113
Interest on prior year net OPEB obligation	2,825,683
Adjustment to annual required contribution	<u>(2,805,134)</u>
Annual OPEB cost	\$15,603,662
Employer contributions	<u>(4,305,629)</u>
Increase in net OPEB obligation	\$11,298,033
Beginning Net OPEB obligation	<u>75,351,544</u>
Ending Net OPEB obligation	<u>\$86,649,577</u>

The County's annual OPEB cost, the percentage of annual OPEB cost contributed to the plan, and the net OPEB obligation for the current and prior year's are as follows:

<u>Fiscal Year</u> <u>Ended</u>	<u>Annual</u> <u>OPEB Cost</u>	<u>Percentage of</u> <u>Annual OPEB</u> <u>Cost Contributed</u>	<u>Net OPEB</u> <u>Obligation</u>
6/30/2015	\$15,603,662	27.6%	\$86,649,577
6/30/2014	\$14,894,875	26.3%	\$75,351,544
6/30/2013	\$18,361,539	21.2%	\$64,374,541

Funded Status and Funding Progress. The unfunded actuarial accrued liability is being amortized as a level of percentage of expected payroll on an open group over thirty years, beginning July 1, 2013. As of July 1, 2015 the funded status of the retiree health plan was as follows:

Actuarial accrued liability (AAL)	\$212,505,024
Actuarial value of plan assets	<u>-</u>
Unfunded actuarial accrued liability (UAAL)	<u>\$212,505,024</u>
Funded ratio (actuarial value of plan assets/AAL)	0.0%
Annual covered payroll (active plan members)	\$55,795,663
UAAL as a percentage of annual covered payroll	381%

Because the County has elected a pay-as-you-go funding policy for these post employment benefits, there are no plan assets set aside for future benefits. As a result, the UAAL and the AAL are the same amounts.

The AAL as reported in the most recent actuarial report increased from \$194.1 million on July 1, 2014 to \$212.5 million on July 1, 2015 as a result of a number of changes in actuarial assumptions and estimates including changes in withdrawal, disability and retirement rates, change in health care trend rates, lower than expected claims, and changes in plan demographics. The latest actuarial valuation for the OPEB plan was as of July 1, 2015.

The schedule of funding progress, presented as required supplementary information following the notes to the financial statements, presents multi-year trend information about whether the actuarial value of plan assets is increasing or decreasing over time relative to the actuarial accrued liabilities for benefits.

Actuarial Methods and Assumptions. Actuarial valuations of an ongoing plan involve estimates of the value of reported amounts and assumptions about the probability of occurrence of events far into the future. Examples include assumptions about future employment, mortality and healthcare cost trends. Amounts determined regarding the funded status of the plan and the annual required contribution of the employer are subject to

OKLAHOMA COUNTY, OKLAHOMA
Notes to the Financial Statements
June 30, 2015

continual revision as actual results are compared with past expectations and new estimates are made about the future.

The actuarial methods and assumptions used include techniques that are designed to reduce short-term volatility in actuarial liabilities, consistent with long-term perspective of the calculations.

In the actuarial valuation as of July 1, 2015, the projected unit credit (PUC) actuarial cost method with linear proration to decrement was used to measure the actuarial liabilities of the plan. Under the principles of the PUC method, the actuarial present value of the projected benefits of each individual included in the valuation is allocated pro-rata to each year of service between entry age and assumed exit. The portion of this actuarial present value allocated to a valuation year is called the normal cost. For actuarial purposes several significant assumptions affecting the valuation results including the medical claims costs assumptions, the medical trend assumptions and the discount rate. The 2015 ARC was based on a 3.75% discount rate, a 3.0% salary growth rate and a 2.8% rate of inflation. The medical trend rate is established using the Getzen Model with the trend rate beginning in 2016 at 8.5% pre and post-Medicare eligible, grading to 4.9% over 59 years. Dental and Vision Trend rate is assumed to be 5%. Retiree premiums are assumed to increase at the same trend as the respective expected claims cost. It was assumed that 75% of future retired participants would opt for retiree health care coverage, and 100% of current retired participants would continue coverage. It was also assumed that 45% of future retirees who opt for health care coverage would cover a spouse at retirement. Current retirees spousal coverage was based upon their current coverage status.

No separate audited financial statements are prepared for the plan.

Deferred Compensation Plan. The County offers its employees a deferred compensation plan created in accordance with Internal Revenue Code, Section 457. The plan, available to all County employees, permits them to defer a portion of their salary until future years. Participation in the plan is optional. The deferred compensation is not available to employees until termination, retirement, death or an unforeseeable emergency.

In the 98-99 fiscal year, the County implemented Governmental Accounting Standards Board Statement No. 32, "Accounting and Financial Reporting for Internal Revenue Code Section 457 Deferred Compensation Plans". As a result, the County's 457 plan is no longer reflected in the agency fund of the county's financial statements since all assets are held in trust by a third party.

E. Employees' Retirement Plans

Retirement Plans. In accordance with Oklahoma Statutes, Oklahoma County maintains two single-employer public employee retirement plans. One plan, a defined benefit pension plan (the DB Plan) covers participants with retirement, death and disability benefits. Effective November 1, 1991, under House Bill 1226, County employees were given the option to join a defined contribution plan (the DC Plan). Both systems are administered by a nine-member Board of Trustees which includes the Chairman of the Board of County Commissioners, the County Treasurer, the County Clerk, two members appointed by the Board of County Commissioners, and four members elected from all eligible full-time employees. Fund policies, contribution requirements and plan provisions are determined by this board, although the Board of County Commissioners has overriding authority. The financial statements and description of these plans are presented below.

OKLAHOMA COUNTY, OKLAHOMA
Notes to the Financial Statements
June 30, 2015

**COMBINING STATEMENT OF PENSION TRUST FUNDS NET POSITION
FOR THE YEAR ENDED JUNE 30, 2015**

	Defined Benefit Retirement Fund	Defined Contribution Retirement Fund	Total Pension Trust Funds
ASSETS			
Cash and cash equivalents	\$ 4,661,103	\$ -	\$ 4,661,103
Accounts receivable	4,095		4,095
Interest receivable	45,829	-	45,829
Investments, at fair value			
Certificate of deposits	475,000	-	475,000
Judgments	1,931,975	-	1,931,975
Mutual funds	-	89,644,295	89,644,295
Loans to participants	-	8,670,292	8,670,292
Total investments	<u>2,406,975</u>	<u>98,314,587</u>	<u>100,721,562</u>
Total assets	<u>\$ 7,118,002</u>	<u>\$ 98,314,587</u>	<u>\$ 105,432,589</u>

LIABILITIES

Accounts Payable	\$ -	\$ -	\$ -
------------------	------	------	------

NET POSITION

net position held in trust for pension benefits and other purposes	<u>\$ 7,118,002</u>	<u>\$ 98,314,587</u>	<u>\$ 105,432,589</u>
---	---------------------	----------------------	-----------------------

**COMBINING STATEMENT OF CHANGES IN PENSION TRUST FUNDS NET POSITION
FOR THE YEAR ENDED JUNE 30, 2015**

	Defined Benefit Retirement Fund	Defined Contribution Retirement Fund	Total Pension Trust Funds
ADDITIONS			
Contributions:			
Employer	\$ 1,029,880	\$ 5,433,236	\$ 6,463,116
Investment earnings:			
Interest	85,829	291,027	376,856
Net increase (decrease) in the fair value of investments	-	2,309,012	2,309,012
Total investment earnings	<u>85,829</u>	<u>2,600,039</u>	<u>2,685,868</u>
Less investment expense			
Net investment expense	<u>85,829</u>	<u>2,600,039</u>	<u>2,685,868</u>
Total additions	<u>1,115,709</u>	<u>8,033,274</u>	<u>9,148,983</u>
DEDUCTIONS			
Benefits	1,938,597	6,258,793	8,197,390
Administrative expenses	13,568	273,608	287,176
Total deductions	<u>1,952,165</u>	<u>6,532,401</u>	<u>8,484,566</u>
Change in net position	<u>(836,456)</u>	<u>1,500,873</u>	<u>664,417</u>
Net position-beginning	<u>7,954,458</u>	<u>96,813,714</u>	<u>104,768,172</u>
Net position-ending	<u>\$ 7,118,002</u>	<u>\$ 98,314,587</u>	<u>\$ 105,432,589</u>

OKLAHOMA COUNTY, OKLAHOMA
Notes to the Financial Statements
June 30, 2015

1. Defined Benefit Retirement Plan

General Information about the Pension Plan

Plan Description

The County's defined benefit pension plan, Employees Retirement System of Oklahoma County, is a single-employer plan that covers employees of Oklahoma County, including all departments and agencies, that were employed by the County prior to the conversion date of the defined contribution plan in 1991, and who elected not to convert to the defined contribution plan. The Plan provides retirement, disability, and death benefits to plan members and their beneficiaries.

Authority

The Board of County Commissioners of Oklahoma County was authorized to establish, control and manage the Plan under Oklahoma statutes, and as such established the Board of Trustees for the Employees Retirement System of Oklahoma County to administer the Plan. The Board of County Commissioners has the authority to establish or amend benefit terms of the Plan. The Board of Trustees approves any cost-of-living adjustments to the Plan as well as changes contribution requirements.

Benefits provided

The Plan provides retirement, disability, and death benefits to plan members and their beneficiaries. Retirement benefits are calculated by adding 2 2/3% of average compensation times years of service, not to exceed 15 years, plus 2% of average compensation times years of service in excess of 15 years, but not over 15 years, plus 1% of average compensation times years of service in excess of 30 years, but not over 5 years. Surviving spouses are eligible for 66 2/3% of retirees benefits after their death. If an employee terminates with fewer than 8 years of service, he is entitled to receive only his actual contributions.

Those persons eligible for retirement benefits are as follows:

- a. Employee shall have reached the age of sixty-two (62) years and shall have been employed for a period of at least eight (8) years with Oklahoma County, the last two (2) years of service shall have been consecutive immediately preceding such retirement, and service with the County shall have ceased.
- b. Any employee who shall have completed eight (8) years of service as a County employee, the last two (2) years of which were consecutive, and who at the time of completing such eight (8) years of service shall not have reached the age of sixty-two (62) years, may elect to retire, such retirement benefits to begin when County employee shall have attained the age of sixty-two (62) years, provided that such election shall be in writing upon such forms as the Board of Trustees shall direct.
- c. Any employee who shall have completed thirty (30) years of service as a County employee, the last two (2) years of which were consecutive and attained age of fifty-five (55).
- d. Any employee whose age and years of creditable service with the County equal eighty (80).
- e. Any employee of the County covered by this who shall have completed eight (8) years of employment with this County and who by reason of disability shall become disabled to such an extent as to be unable to perform his/her duties as an employee may be entitled to disability retirement, and to such benefits as the Board of Trustees shall determine; provided, however, that the Board of Trustees shall find that said disability is total and permanent.

Employees covered by the benefit terms.

At June 30, 2015, the following employees were covered by the benefit terms:

Retirees and beneficiaries currently receiving benefits	140
Terminated employees entitled to but not yet receiving benefits	15
Active plan participants	<u>4</u>
Total	<u>159</u>

OKLAHOMA COUNTY, OKLAHOMA
Notes to the Financial Statements
June 30, 2015

Disability Benefits

(1) Any employee of the County making an application for disability benefits may be required to provide the Board of Trustees sworn affidavits of at least two (2) physicians selected by the applicant at his own expense and showing that, in the opinion of such physicians, such disability is total and permanent in its nature.

(2) The Board may, if it so desires, appoint two (2) licensed physicians of its own choosing to examine the employee and such employee shall consent to said examination, and after such examination, if the said four (4) physicians be equally divided in their opinion the Trustees shall appoint a fifth (5th) licensed physician, the employee consenting to such examination. The question of eligibility, by reason of total permanent disability, shall be decided by the Board of Trustees after evaluation of opinion of all examining physicians.

An income average shall be used by calculating the average income of the highest three (3) years for said employee during participation in said retirement system. Upon completion of each of the following years the listed percentages shall apply:

Year	<u>8th</u>	<u>9th</u>	<u>10th</u>	<u>11th</u>	<u>12th</u>	<u>13th</u>	<u>14th</u>	<u>15th</u>
Percentages	21.31%	23.98%	26.65%	29.32%	31.99%	34.66%	37.33%	40.00%

Sixteen (16) through thirty (30) years - an additional two percent (2%) of highest three (3) years average income per year.

For all years of service after thirty (30) years, an additional one percent (1%) for each year's service. The sum of all creditable service shall not exceed thirty-five (35) years.

Death Benefits

If a married employee has completed eight years service but dies before he reaches the age of retirement, the surviving spouse shall receive benefits equal to 66 2/3% of benefits to be received by the employee under the plan at the assumed date of retirement.

If an employee receiving or eligible to receive retirement benefits dies, the surviving spouse shall receive retirement benefits in the amount of 66 2/3% of benefits the deceased was receiving, or was entitled to receive, for the remainder of the natural life of the surviving spouse.

Contributions

As specified by the Plan, County officers contribute 12% of the annual compensation of their active employees salary to the Plan. During the year ended June 30, 2015 contributions were diverted from the defined contribution plan to the defined benefit plan in the amount of \$800,000 and additional contributions in the amount of \$200,000 were received from the Oklahoma County General Fund.

Administrative Cost

Administrative costs paid from the retirement fund include compensation of actuarial consultants, audit fees and bank fees.

Net Pension Liability

The net pension liability was measured as of June 30, 2015 and the total pension liability used to calculate the net pension liability was determined by an actuarial valuation as of that date.

OKLAHOMA COUNTY, OKLAHOMA
Notes to the Financial Statements
June 30, 2015

Actuarial Assumptions

The total pension liability in the June 30, 2015 actuarial valuation was determined using the following actuarial assumptions:

Actuarial cost method	Entry Age Method	
Asset Method	Market Value of Assets	
Inflation	2.75 percent	
Annual pay increases	5.00 percent	
Interest rates	Discount rate	4.62%
	Expected long term rate of return	5.75%
	Municipal bond rate	4.29%

Mortality rates were based on the RP-2000 Combined Mortality Table, projected 20 years using Projection Scale AA, with separate tables for males and females.

The Municipal bond rate came from Moody's AA Long-Term Corporate Bond Yields spot rate for the last business day of June 2015.

The long-term expected rate of return on pension plan investments was determined using a block-method in which best-estimate ranges of expected future real rates of return (expected returns, net of pension plan investment expense and inflation) are developed for each major asset class. These ranges are combined to produce the long-term expected rate of return by weighting the expected future real rates of return by the target asset allocation percentage and by adding expected inflation. Best estimates of arithmetic real rates of return for each major asset class included in the pension plan's target asset allocation as of June 30, 2015 are summarized in the following table:

<u>Asset Class</u>	<u>Target Allocation</u>	<u>Long-Term Expected Real Rate of Return</u>
Cash	66%	1.00%
Fixed income	34%	2.50%

Discount rate

The discount rate used to measure the total pension liability was 4.62%. The projection of cash flows used to determine the discount rate assumed that plan member contributions will be made at the current contribution rate and that contributions will be made at rates equal to the difference between actuarially determined contribution rates and the member rate. Based on those assumptions, the pension plan's fiduciary net position was projected to be depleted for current members during the 2026 fiscal year. Therefore, the long-term expected rate of return 5.75% was used to discount funded projected benefit payments and the municipal bond rate 4.29% was used to discount unfunded projected benefit payments to determine the total pension liability.

OKLAHOMA COUNTY, OKLAHOMA
Notes to the Financial Statements
June 30, 2015

Changes in the Net Pension Liability

	Increase (Decrease)		
	Total Pension Liability	Plan Fiduciary Net Position	Net Pension Liability
	(a)	(b)	(a)-(b)
Balances at 6/30/2014	\$ 18,398,779	\$ 7,954,458	\$ 10,444,321
Changes for the year:			
Service cost	38,022		38,022
Interest	1,004,381		1,004,381
Differences between expected and actual experience	342,993		342,993
Changes of assumptions	1,668,014		1,668,014
Contributions-employer		1,029,880	(1,029,880)
Contributions-employee		-	-
Net investment income		85,829	(85,829)
Benefit payments, including refunds of member contributions	(1,938,597)	(1,938,597)	-
Administrative expenses		(13,568)	13,568
Other charges		-	-
Net changes	<u>1,114,813</u>	<u>(836,456)</u>	<u>1,951,269</u>
Balances at 6/30/2015	<u>\$ 19,513,592</u>	<u>\$ 7,118,002</u>	<u>\$ 12,395,590</u>

Sensitivity of the net pension liability to changes in the discount rate

The following presents the net pension liability, calculated using the discount rate of 4.62%, which came from Moody's AA Long-Term Bond Yields spot rate, as well as what the net pension liability would be if it were calculated using a discount rate that is 1-percentage-point lower (3.62%) or 1-percentage-point higher (5.62%) than the current rate:

	1% Decrease (3.62%)	Current Discount Rate (4.62%)	1% Increase (5.62%)
Net pension liability	\$ 14,087,403	\$ 12,395,590	\$ 10,838,754

For the year ended June 30, 2015, the County recognized pension expense of \$2,728,495. At June 30, 2015, the County reported deferred outflows of resources and deferred inflows of resources related to pensions as follows:

OKLAHOMA COUNTY, OKLAHOMA
Notes to the Financial Statements
June 30, 2015

Differences between expected and actuarial experience in measurement of the total pension liability for fiscal year ending:	Initial Balance	Amortization Period	Annual Recognition	06/30/2015 Balance
June 30, 2015	\$ 342,993	1	\$ 342,993	\$ 0
			\$ 342,993	\$ 0

Changes in assumptions for fiscal year ending:	Initial Balance	Amortization Period	Annual Recognition	06/30/2015 Balance
June 30, 2015	\$ 1,668,014	1	\$ 1,668,014	\$ 0
			\$ 1,668,014	\$ 0

Differences between projected and actual earnings on pension plan investments for fiscal year ending:	Initial Balance	Amortization Period	Annual Recognition	06/30/2015 Balance
June 30, 2015	\$ 315,818	5	\$ 63,164	\$ 252,654
			\$ 63,164	\$ 252,654

The balances as of June 30, 2015 of the deferred outflows/(inflows) of resources will be recognized in pension expense for the fiscal year ending June 30.

2016	\$ 63,164
2017	\$ 63,164
2018	\$ 63,164
2019	\$ 63,164
2020	\$ 0
Thereafter	\$ 0

A copy of the Defined Benefit Plan audit report can be obtained from the Finance Department of the Oklahoma County Clerk, 320 Robert S. Kerr, Room 203, Oklahoma City, OK 73102. Also available on line at www.countyclerk.oklahomacounty.org

2. Defined Contribution Retirement Plan

Plan Description and Provisions. The Defined Contribution Plan is administered by Investrust. The County is responsible for making contributions as determined by written action of the County.

Eligibility for the Defined Contribution Plan. A full time employee shall be eligible to participate in the Plan, if actively employed after June 30, 1991, or on a leave of absence authorized by the Employer on that date. For purposes of determining eligibility, consecutive service prior to Retirement is not required.

Benefits of the Defined Contribution Plan are as follows:

- a. A Participant shall be entitled to receive the amount of their account, subject to vesting restrictions when their age plus years of service at least totals sixty (60), or if a participant's employment is terminated at an earlier age as the result of a Total and Permanent Disability.
- b. If a participant shall continue in active employment following their Normal Retirement Date, they shall continue to participate in the Plan. Upon actual retirement, such participant shall be entitled to receive the entire amount of their contribution account as of their actual retirement date.
- c. Upon the death of a vested participant, their beneficiary shall be entitled to receive the entire amount of the participant's vested contribution account.
- d. If a participant's employment with the employer is terminated before their Normal Retirement Date for any reason other than Total and Permanent Disability or death, they shall be entitled to an amount equal to the "vested percentage" of their contribution account as set out in the Cash Out Policy.

OKLAHOMA COUNTY, OKLAHOMA
Notes to the Financial Statements
June 30, 2015

A participant shall have vested and nonforfeitable rights in all or part of his account represented by Employer Contributions. Beginning November 1, 2005, per Title 19 Chapter 25 § 956.2, any Participant hired prior to November 1, 2005, will receive contributions as set forth by the percentages in the applicable table here after set forth:

The Defined Contribution Plan allows for partial vesting as provided in the following schedule:

1. Twenty percent (20%) vesting upon the completion of two (2) years of service;
2. Forty percent (40%) vesting upon the completion of three (3) years of service;
3. Sixty percent (60%) vesting upon the completion of four (4) years of service;
4. Eighty percent (80%) vesting upon the completion of five (5) years of service;
5. One hundred percent (100%) vesting upon the completion of (6) years of service.

If partially vested upon termination, the vested portion is retained in the individual's account, while the non-vested portion will be forfeited upon the expiration of a six (6) month break in service. A plan participant whose employment terminates prior to approval from the Retirement Board to receive retirement benefits or who is no longer eligible to receive retirement benefits due to a change in employment may, after twelve (12) months from termination or change in status date, elect to withdraw one hundred percent (100%) of the employee's vested interest in the Retirement Plan.

- e. After the expiration of the twelve (12) month break in service, the amounts forfeited shall be used to offset prospective Employer contributions or to pay expenses associated with the Retirement Plan.

Any Participant hired on or after November 1, 2005, will be fully vested after five (5) years of service. The percentages in the applicable table hereafter set forth:

Years of Credited Service	Percentage of Employer Contributions Vested
0-5	0%
5	100%

Distribution of benefits under the Defined Contribution Plan to or for the benefit of the Participant shall be made by one of the following methods:

1. A lump sum distribution of the entire Account Balance, payable immediately.
2. An installment distribution consisting of approximately equal installments for a term not extending beyond the joint life expectancy (as calculated in accordance with Internal Revenue Service's Regulations on the Initial Distribution Date) of the Participant and their spouse.
3. Systematic payments of specified amounts until account is exhausted.
4. A single lump sum, of a specified amount, payable immediately, and systematic payments of specified amounts until account is exhausted.
5. An installment distribution consisting of approximately equal installments for a term not extending beyond the life expectancy (as calculated in accordance with Internal Revenue Service's Regulations) on the Initial Distribution Date of the participant and their spouse.

Summary of Significant Accounting Policies

Accrual Method of Accounting

The Employees' Retirement System of Oklahoma County financial statements are prepared on the accrual basis of accounting. Contributions are recognized as revenue in the period in which the employees provide services. Investment income is recognized as earned. The net appreciation or depreciation in the fair value of investments is recorded to investment income based on the valuation of investments at fiscal year-end.

OKLAHOMA COUNTY, OKLAHOMA
Notes to the Financial Statements
June 30, 2015

Investments

Investments are reported at fair value. At June 30, 2015, no investments in any one organization, excluding U.S. government securities, represents 5% or more of the net position available for pension benefits. There are no investments in loans to or leases with related parties.

Loans to Participants. During the 1998-99 fiscal year the Plan was amended to include a participant Loan Policy which states that each Plan Participant with a fully or partially vested account balance is eligible to participate. The maximum loan amount is the lesser of \$25,000 or 50% of the Participant's vested account balance. The minimum loan amount is \$1,000. The interest rate charged is the National Prime Rate of Interest and will be fixed for the life of the loan. During the current fiscal year a total of \$2,725,823 was loaned to participants, making total outstanding loans to participants at June 30, 2015 \$8,670,292.

Contribution Requirements and Contributions Made. As specified by the Plan, Oklahoma County contributes an amount equal to 12% of the annual compensation of its participating employees' salary to the Plan. During the fiscal year ending June 30, 2015, County contributions were \$5,433,236 which is reflected as pension expense in the financial statements. The forfeiture account is a trust fund maintained by the Plan Administration and contains amounts previously contributed by the County but forfeited by terminated employees who had not become fully vested, or eligible to receive the total amount contributed by the County. The total amount forfeited during the fiscal year ending June 30, 2015 were \$914,200. Retirement benefits due to employees and beneficiaries at June 30, 2015 were \$98,314,587 at fair value, and are accounted for in a pension trust fund.

*Required
Supplementary
Information*



OKLAHOMA COUNTY, OKLAHOMA
SCHEDULE OF CHANGES IN NET PENSION LIABILITY AND RELATED RATIOS
LAST 10 FISCAL YEARS
JUNE 30, 2015

	2015	2014
Total Pension Liability		
Service cost	\$ 38,022	\$ 33,673
Interest	1,004,381	1,042,059
Changes of benefit terms	-	-
Differences between expected and actual experience	342,993	263,658
Changes of assumptions	1,668,014	-
Benefit payments, including refunds of member contributions	(1,938,597)	(2,059,412)
Net change in total pension liability	1,114,813	(720,022)
Total pension liability - beginning	18,398,779	19,118,801
Total pension liability - ending (a)	19,513,592	18,398,779
Plan fiduciary net position		
Contributions-employer	\$ 1,029,880	\$ 1,132,520
Contributions-member	-	-
Net investment income	85,829	130,656
Benefit payments, including refunds of member contributions	(1,938,597)	(2,059,412)
Administrative expense	(13,568)	(13,175)
Other	-	-
Net change in plan fiduciary net position	\$ (836,456)	\$ (809,411)
Plan fiduciary net position - beginning	7,954,458	8,763,869
Plan fiduciary net position - ending (b)	\$ 7,118,002	\$ 7,954,458
Net pension liability - ending (a) - (b)	\$ 12,395,590	\$ 10,444,321
Plan fiduciary net position as a percentage of the total pension liability	36.48%	43.23%
Covered - employee payroll	\$ 258,839	\$ 238,621
Net pension liability as a percentage of covered employee payroll	4788.92%	4376.95%

Notes to Schedule:

Changes of assumptions. In 2015, amounts reported as changes of assumptions resulted primarily from the lowering of the discount rate used to value plan liabilities from 5.75% to 4.62%. The lower rate was the maximum rate justified using the methodology for determining the discount rate under GASB 67.

This schedule is presented to illustrate the requirement to show information for 10 years. Only the two fiscal years are presented because 10-year data is not yet available.

OKLAHOMA COUNTY, OKLAHOMA
SCHEDULE OF EMPLOYER CONTRIBUTIONS
LAST 10 FISCAL YEARS
JUNE 30, 2015

Fiscal year ending June 30,	2015	2014	2013	2012	2011	2010	2009	2008	2007	2006
Actuarially calculated employer contribution	\$ 777,390	\$ 777,390	\$ 692,283	\$ 793,248	\$ 740,206	\$ 701,105	\$ 771,560	\$ 665,111	\$ 833,669	\$ 697,165
Contributions in relation to the actuarially Contribution deficiency (excess)	1,029,880 \$ (252,490)	1,132,520 \$ (355,130)	1,126,635 \$ (434,352)	830,192 \$ (36,944)	831,679 \$ (91,473)	709,032 \$ (7,927)	863,045 \$ (91,485)	740,281 \$ (75,170)	1,543,091 \$ (709,422)	903,750 \$ (206,585)
Covered employee payroll	258,839	238,621	214,192	202,984	202,984	235,296	340,692	605,412	609,853	659,989
Actual Contributions as a percentage of covered-employee payroll	397.88%	474.61%	525.99%	408.99%	409.73%	301.34%	253.32%	122.28%	253.03%	136.93%

Notes to Schedule

Valuation date:
Actuarially determined contribution rates are calculated as of July 1, 2015.

Methods and assumptions used to determine contribution rates:

Actuarial cost method
Amortization method
Entry Age Normal.
The Unfunded Actuarial Accrued Liability (UAAL) is amortized over a 30-year period using based on a level dollar amount.
Equal to the fair market value of assets on the valuation date.
2.75% per year
5.00% per year
5.75% per year, compounded annually, net of investment expenses.
RP 2000 Combined Mortality Table, projected 20 years using Projection Scale AA, with separate tables for males and females. Sample rates are shown below:

Age	Male Rates	Female Rates	Age	Male Rates	Female Rates
20	0.024%	0.014%	55	0.247%	0.231%
25	0.031%	0.016%	60	0.489%	0.457%
30	0.040%	0.022%	65	0.961%	0.878%
35	0.070%	0.038%	70	1.641%	1.515%
40	0.092%	0.052%	75	2.854%	2.393%
45	0.116%	0.081%	80	5.265%	3.987%
50	0.149%	0.119%	85	9.624%	6.866%

Cost of living adjustment
Percent married

None assumed
For active participants, it is based on their actual marital status on the valuation date. It is assumed that 50% of terminated vested participants are married. Males are assumed to be three years older than females if actual ages are not known.

Retirement Rates

For active members, the earlier of age 62 or age 55 with at least 30 years of service. Deferred vested participants are assumed to retire at age 62.

Expense load

It is the 3-year average of actual expenses paid by the plan, rounded to the nearest \$1,000. For this valuation, the expense load is \$10,000 based on the following figures:

Plan Year	Expense
2014-15	\$ 4,763
2013-14	\$ 13,175
2012-13	\$ 11,706

Form of payment

Married participants are assumed to elect a 66 2/3% joint survivor annuity at retirement.

Withdrawal rates

None assumed

Disability rates

None assumed

**OKLAHOMA COUNTY, OKLAHOMA
SCHEDULE OF INVESTMENT RETURNS
LAST 10 FISCAL YEARS
JUNE 30, 2015**

Fiscal year ending June 30,	<u>2015</u>	<u>2014</u>
Annual money-weighted rate of return, net of investment expenses	1.18%	-0.87%

Information for prior years is unavailable.

<u>Actuarial Valuation, Methods and Assumptions</u>	
Valuation date	July 1, 2015
Actuarial cost method	Entry Age Normal
Amortization method	Level dollar amount
Remaining amortization periods	30 years
Actuarial value of assets	Equal to the fair market value of assets on the valuation date
Investment rate of return	5.75%
Annual pay increases	5.00% per year
Inflation	2.75% per year
Cost of living adjustment	None assumed

This schedule is presented to illustrate the requirement to show information for 10 years.
Only the two fiscal years are presented because 10-year data is not yet available.

**OKLAHOMA COUNTY, OKLAHOMA
OTHER POST EMPLOYMENT BENEFITS
REQUIRED SUPPLEMENTARY INFORMATION
JUNE 30, 2015**

SCHEDULE OF FUNDING PROGRESS

Actuarial Valuation Date	Actuarial Value of Assets	Actuarial Accrued Liability	Unfunded Actuarial Accrued Liability	Funded Ratio	Covered Payroll	UAAL as a percentage of Covered Payroll
7/1/2015	\$0	\$212,505,024	\$212,505,024	0.0%	\$ 55,795,663	380.9%
7/1/2013	\$0	\$183,331,002	\$183,331,002	0.0%	\$ 52,627,666	348.4%
7/1/2011	\$0	\$184,191,115	\$184,191,115	0.0%	\$ 51,121,341	360.3%

NOTES TO THE SCHEDULE OF FUNDING PROGRESS

Unfunded Actuarial Accrued Liability (UAAL), July 1, 2013	\$183,331,002
Expected UAAL, July 1, 2015	205,096,601
Changes:	
Change due to updated retirement, withdrawal and disability rates	644,512
Change in actual claims and premiums experience	(14,688,843)
Change do to reset health care trend rates	22,523,524
Demographic changes	(1,070,770)
Total Changes	<u>\$ 7,408,423</u>
UAAL, July 1, 2015	<u><u>\$ 212,505,024</u></u>

The AAL and UAAL as of the July 1, 2013 actuarial valuation changed significantly from the previous valuation as explained below.

The state pension system (PERS) updated their actuarial assumptions for withdrawal, disability and expected retirement rates. The assumptions have been updated for this valuation. The total changes to these rates resulted in a \$644,512 increase in liability.

There was a gain due to the lower actual claims than what was expected. This experience decreased the unfunded liability by \$14,688,843 for this valuation.

The health care trend rates from the prior valuation were updated to better reflect current trends which increased the unfunded liability by \$22,523,524.

Changes in the plan demographics from the July 1, 2014 valuation resulted in a \$1,070,770 decrease in the unfunded liability.

**OKLAHOMA COUNTY, OKLAHOMA
GENERAL FUND
BUDGET TO ACTUAL COMPARISON SCHEDULE
FOR THE YEAR ENDED JUNE 30, 2015**

	<u>Budgeted Amounts</u>		<u>Actual Amounts/ Budgetary Basis</u>	<u>Variance with Final Budget- Positive (Negative)</u>
	<u>Original</u>	<u>Final</u>		
REVENUES				
Property taxes				
Advalorem Tax - Current	\$ 58,215,016	\$ 59,229,025	\$ 62,363,164	\$ 3,134,139
Advalorem Tax - Prior	1,876,153	1,847,609	1,725,566	(122,043)
Misc Property Taxes	100,278	187,150	796,206	609,056
Total Property taxes	<u>60,191,447</u>	<u>61,263,785</u>	<u>64,884,936</u>	<u>3,621,151</u>
Charges for services				
County Clerk Fees	3,989,467	4,138,076	4,789,631	651,555
County Treasurer Fees	5,492	4,382	5,923	1,541
Public Records	10,325	10,193	12,894	2,701
Miscellaneous Charge for Services	41	24,836	1,327	(23,509)
Total Charges for Services	<u>4,005,326</u>	<u>4,177,487</u>	<u>4,809,775</u>	<u>632,288</u>
Intergovernmental revenues				
Motor Vehicle Stamps	348,685	354,347	392,646	38,299
Motor Vehicle Collections	1,082,099	1,080,106	1,200,118	120,012
Revaluation - Cities & Schools	3,770,063	4,262,808	4,262,808	-
Juvenile Detention-Lunches	84,553	83,783	93,611	9,828
Juvenile Detention Services	2,610,144	2,534,454	2,534,454	-
Juv. Justice - Maintenance	54,548	54,548	62,012	7,464
Juv. Justice - DHS Rent	481,387	481,387	481,392	5
Juv. Justice - Alt Detention/Transportation	10,414	9,775	9,979	204
Juvenile - Link	9,776	9,440	2,476	(6,964)
Sheriff-SCAAP Grant	-	-	51,133	51,133
D A Revolving	150,000	150,000	127,110	(22,890)
Election Board - Salary	75,724	76,132	76,132	-
Election Board - Expense	7,477	24,485	64,980	40,495
Election Board - Municipality Reimb	-	4,320	34,036	29,716
Court Fund Maintenance	687,089	687,089	773,350	86,261
Court Revolving Fund reimb	200,000	200,000	-	(200,000)
Pharmacy Reimb	255,000	310,000	325,501	15,501
Total Intergovernmental revenues	<u>9,826,959</u>	<u>10,322,673</u>	<u>10,491,738</u>	<u>169,065</u>
Interest income	<u>50,000</u>	<u>50,000</u>	<u>38,211</u>	<u>(11,789)</u>
Miscellaneous revenue				
Public Building Authority Admin Overhead	50,000	50,000	50,000	-
Public Building Authority Utility Reimb	106,883	99,873	82,737	(17,137)
Royalty	103,857	105,986	82,613	(23,373)
Rental	78,455	73,526	46,195	(27,331)
Retirement Reimb for Bailiff's	3,973	4,172	2,781	(1,391)
911 Assoc	7,245	7,072	6,864	(208)
Remington Park - Admission Fees	37,121	41,228	62,376	21,148
Miscellaneous Reimbursements	43,813	68,109	678,680	610,571
Total Miscellaneous revenues	<u>431,346</u>	<u>449,966</u>	<u>1,012,246</u>	<u>562,280</u>
Total revenues	<u>\$ 74,505,078</u>	<u>\$ 76,263,911</u>	<u>\$ 81,236,906</u>	<u>\$ 4,972,995</u>

See the notes to the budgetary comparison schedules.

**OKLAHOMA COUNTY, OKLAHOMA
GENERAL FUND
BUDGET TO ACTUAL COMPARISON SCHEDULE
FOR THE YEAR ENDED JUNE 30, 2015**

	Budgeted Amounts		Actual Amounts/ Budgetary Basis	Variance with Final Budget- Positive (Negative)
	Original	Final		
EXPENDITURES				
Current:				
General government				
General government:				
Salary and Wages	1,200	1,200	1,200	-
Fringe Benefits	4,300	4,300	4,264	36
Travel	-	-	-	-
Operating Expenditures	6,857,443	6,057,443	5,823,068	234,375
Capital Outlay	10,000	10,000	2,898	7,102
County commissioners:				
Salary and Wages	381,000	377,700	354,701	22,999
Fringe Benefits	106,500	109,800	109,617	183
Travel	21,650	21,650	21,600	50
Operating Expenditures	6,853	6,853	5,859	994
Capital Outlay	2,250	2,250	1,200	1,050
Assessor regular:				
Salary and Wages	1,535,820	1,523,820	1,520,796	3,024
Fringe Benefits	569,148	581,148	577,827	3,321
Travel	15,389	15,389	11,317	4,072
Operating Expenditures	158,812	158,812	158,445	367
Capital Outlay	19,432	19,432	19,423	9
Assessor revaluation:				
Salary and Wages	2,413,338	2,393,339	2,224,694	168,645
Fringe Benefits	962,011	962,011	880,487	81,524
Travel	92,750	92,750	77,385	15,365
Operating Expenditures	620,374	884,274	875,214	9,060
Capital Outlay	80,900	455,000	434,341	20,659
Treasurer:				
Salary and Wages	326,051	326,051	231,639	94,412
Fringe Benefits	123,001	123,001	72,266	50,735
Travel	4,800	4,800	4,800	-
Operating Expenditures	139,176	139,176	127,594	11,582
Capital Outlay	4,000	4,000	3,313	687
Court clerk:				
Salary and Wages	4,077,920	4,074,420	4,011,416	63,005
Fringe Benefits	1,666,572	1,702,572	1,699,250	3,322
Travel	10,000	6,500	6,131	369
Operating Expenditures	188,859	151,860	144,681	7,179
Capital Outlay	-	8,000	7,475	525
County clerk:				
Salary and Wages	1,874,000	1,850,500	1,848,013	2,487
Fringe Benefits	715,000	663,500	653,941	9,559
Travel	7,500	15,000	8,503	6,497
Operating Expenditures	198,405	198,405	190,866	7,539
Capital Outlay	71,076	63,576	50,843	12,733
Excise & equalization:				
Salary and Wages	27,525	23,525	12,375	11,150
Fringe Benefits	2,106	1,606	947	659
Travel	5,550	5,550	3,104	2,446
Operating Expenditures	8,580	6,580	3,079	3,501
Capital Outlay	5,200	11,700	8,393	3,307
County audit:				
Salary and Wages	524,153	546,430	250,000	296,430
Fringe Benefits	-	-	-	-
Travel	2,610	2,610	-	2,610
Operating Expenditures	36,650	36,650	34,508	2,142
Capital Outlay	6,600	6,600	1,590	5,010
District attorney - state:				
Salary and Wages	-	-	-	-
Fringe Benefits	-	-	-	-
Travel	-	-	-	-
Operating Expenditures	126,515	126,515	95,343	31,172
Capital Outlay	23,485	23,485	19,440	4,045

See the notes to the budgetary comparison schedules.

**OKLAHOMA COUNTY, OKLAHOMA
GENERAL FUND
BUDGET TO ACTUAL COMPARISON SCHEDULE
FOR THE YEAR ENDED JUNE 30, 2015**

	Budgeted Amounts		Actual Amounts/ Budgetary Basis	Variance with Final Budget- Positive (Negative)
	Original	Final		
District attorney - county:				
Salary and Wages	-	-	-	-
Fringe Benefits	-	-	-	-
Travel	5,000	5,000	-	5,000
Operating Expenditures	64,953	64,953	64,603	350
Capital Outlay	2,445	2,445	2,445	-
Public defender:				
Salary and Wages	-	-	-	-
Fringe Benefits	-	-	-	-
Travel	-	-	-	-
Operating Expenditures	46,745	35,954	35,917	37
Capital Outlay	5,255	16,046	16,046	-
Purchasing:				
Salary and Wages	195,165	194,940	194,845	95
Fringe Benefits	76,501	91,902	91,715	187
Travel	1,050	1,050	940	110
Operating Expenditures	9,645	11,645	10,566	1,079
Capital Outlay	6,400	3,000	2,873	127
Election board:				
Salary and Wages	720,021	803,405	785,433	17,972
Fringe Benefits	269,749	257,215	246,666	10,549
Travel	23,731	23,731	16,478	7,253
Operating Expenditures	133,680	170,395	162,445	7,950
Capital Outlay	2,500	19,485	16,999	2,486
BOCC HR/Environmental Health & Safety:				
Salary and Wages	308,645	308,645	285,091	23,554
Fringe Benefits	125,505	124,005	109,201	14,804
Travel	3,500	5,995	5,715	280
Operating Expenditures	19,897	19,397	18,848	549
Capital Outlay	4,500	4,005	3,876	129
MIS				
Salary and Wages	1,145,427	1,081,427	1,080,225	1,202
Fringe Benefits	382,503	370,503	363,076	7,427
Travel	8,000	1,000	635	365
Operating Expenditures	1,032,083	982,083	966,746	15,337
Capital Outlay	220,118	353,118	351,442	1,676
Facilities Management:				
Salary and Wages	841,917	786,918	781,379	5,539
Fringe Benefits	304,840	306,039	305,284	755
Travel	3,000	-	-	-
Operating Expenditures	220,720	250,520	240,496	10,024
Capital Outlay	13,768	40,768	40,134	634
Facilities Management-Custodial				
Salary and Wages	-	-	-	-
Fringe Benefits	-	-	-	-
Travel	-	-	-	-
Operating Expenditures	248,309	248,309	240,887	7,422
Capital Outlay	-	-	-	-
Planning Commission				
Salary and Wages	125,000	113,650	111,821	1,829
Fringe Benefits	27,906	39,156	37,390	1,766
Travel	-	-	-	-
Operating Expenditures	2,250	2,350	2,340	10
Capital Outlay	-	-	-	-
Court Services				
Salary and Wages	445,000	405,600	404,878	722
Fringe Benefits	151,451	191,091	190,841	250
Travel	-	-	-	-
Operating Expenditures	1,440	1,200	1,200	-
Capital Outlay	-	-	-	-

See the notes to the budgetary comparison schedules.

**OKLAHOMA COUNTY, OKLAHOMA
GENERAL FUND
BUDGET TO ACTUAL COMPARISON SCHEDULE
FOR THE YEAR ENDED JUNE 30, 2015**

	Budgeted Amounts		Actual Amounts/ Budgetary Basis	Variance with Final Budget- Positive (Negative)
	Original	Final		
Reserve Fund				
Salary and Wages	-	-	-	-
Fringe Benefits	-	-	-	-
Travel	-	-	-	-
Operating Expenditures	-	214,625	-	214,625
Capital Outlay	-	-	-	-
Total General Governmental	<u>31,233,123</u>	<u>31,351,353</u>	<u>29,783,323</u>	<u>1,568,030</u>
Public Safety				
Sheriff:				
Salary and Wages	21,256,120	21,103,379	21,103,379	-
Fringe Benefits	8,337,741	8,629,209	8,622,860	6,349
Travel	-	-	-	-
Operating Expenditures	3,157,310	3,281,631	3,201,123	80,508
Capital Outlay	-	-	-	-
Juvenile Justice Center:				
Salary and Wages	4,397,959	4,344,959	4,317,246	27,713
Fringe Benefits	1,794,446	1,746,446	1,699,462	46,984
Travel	15,000	11,000	10,703	297
Operating Expenditures	745,396	819,396	766,628	52,768
Capital Outlay	97,104	128,104	128,086	18
Emergency Management:				
Salary and Wages	182,790	188,790	188,244	-
Fringe Benefits	58,449	60,749	60,681	68
Travel	4,000	1,000	864	136
Operating Expenditures	94,487	91,487	88,221	3,266
Capital Outlay	42,911	40,611	40,376	235
Total Public Safety	<u>40,183,713</u>	<u>40,446,761</u>	<u>40,227,874</u>	<u>218,341</u>
Health & Welfare				
Social Services:				
Salary and Wages	609,101	589,581	587,941	1,640
Fringe Benefits	205,875	197,895	195,770	2,125
Travel	3,000	3,000	1,522	1,478
Operating Expenditures	993,183	1,091,683	1,091,282	401
Capital Outlay	7,644	15,644	15,510	134
Total Health and Welfare	<u>1,818,803</u>	<u>1,897,803</u>	<u>1,892,025</u>	<u>5,778</u>
Culture & Recreation				
Free Fair:				
Salary and Wages	7,950	6,638	6,638	-
Fringe Benefits	877	508	508	-
Travel	-	-	-	-
Operating Expenditures	53,418	55,099	55,075	24
Capital Outlay	-	-	-	-
Total Culture and Recreation	<u>62,245</u>	<u>62,245</u>	<u>62,221</u>	<u>24</u>
Education				
OSU Extension:				
Salary and Wages	19,794	9,794	8,200	1,594
Fringe Benefits	16,572	16,572	7,205	9,367
Travel	2,550	2,550	1,314	1,236
Operating Expenditures	460,147	450,047	415,765	34,282
Capital Outlay	8,669	28,769	27,899	870
Total Education	<u>507,732</u>	<u>507,732</u>	<u>460,382</u>	<u>47,350</u>
Road & Highway				
District #1:				
Salary and Wages	160,000	170,000	169,673	327
Fringe Benefits	45,000	53,000	52,372	628
Travel	3,000	1,000	-	1,000
Operating Expenditures	92,160	71,160	63,364	7,796
Capital Outlay	2,500	7,500	2,352	5,148
District #2:				
Salary and Wages	184,359	191,859	191,761	98
Fringe Benefits	47,000	48,068	47,561	507
Travel	5,000	1,915	1,915	-
Operating Expenditures	18,000	12,703	12,608	95

See the notes to the budgetary comparison schedules.

**OKLAHOMA COUNTY, OKLAHOMA
GENERAL FUND
BUDGET TO ACTUAL COMPARISON SCHEDULE
FOR THE YEAR ENDED JUNE 30, 2015**

	<u>Budgeted Amounts</u>		<u>Actual Amounts/ Budgetary Basis</u>	<u>Variance with Final Budget- Positive (Negative)</u>
	<u>Original</u>	<u>Final</u>		
Capital Outlay	2,500	2,314	2,314	-
District #3:		-		
Salary and Wages	176,400	168,321	168,321	-
Fringe Benefits	51,550	49,209	49,209	-
Travel	6,422	2,016	2,016	-
Operating Expenditures	9,382	15,401	15,402	-
Capital Outlay	4,500	13,307	13,308	-
Engineer:				
Salary and Wages	326,124	326,124	326,124	-
Fringe Benefits	120,256	125,256	123,476	1,780
Travel	6,250	6,250	4,126	2,124
Operating Expenditures	34,574	34,574	25,831	8,743
Capital Outlay	16,500	11,500	11,277	-
Total Road and Highway	<u>1,311,477</u>	<u>1,311,477</u>	<u>1,283,009</u>	<u>28,245</u>
Capital Outlay				
Total expenditures	<u>75,117,095</u>	<u>75,577,370</u>	<u>73,708,834</u>	<u>1,867,768</u>
Excess of revenues over/(under) expenditures	<u>(612,017)</u>	<u>686,541</u>	<u>7,528,072</u>	<u>6,841,532</u>
OTHER FINANCING SOURCES (USES)				
Transfers from other funds	-	-	1,650,000	1,650,000
Transfers to other funds	<u>(4,909,202)</u>	<u>(7,614,175)</u>	<u>(7,614,175)</u>	<u>-</u>
Total other financing sources (uses)	<u>(4,909,202)</u>	<u>(7,614,175)</u>	<u>(5,964,175)</u>	<u>1,650,000</u>
Net change in fund balances	<u>(5,521,219)</u>	<u>(6,927,634)</u>	<u>1,563,897</u>	<u>8,491,532</u>
Fund balances - beginning	<u>5,521,219</u>	<u>6,927,635</u>	<u>9,247,684</u>	<u>2,320,049</u>
Fund balances - ending	<u>\$ 0</u>	<u>\$ 0</u>	<u>\$ 10,811,581</u>	<u>\$ 10,811,581</u>

RECONCILIATION TO GAAP-BASIS FUND BALANCE

Property taxes receivable	4,125,045
Accounts payable	(897,554)
Accrued interest	5,933
Accounts receivable	1,517,867
Intergovernmental receivable	547,439
Deferred revenue	(3,375,512)
Current year encumbrances	1,665,925
Adjustment to prior year reserve for encumbrances	(1,747,399)
Reserve for inventory	348,195
Self-insurance funds net activity (cash basis)	928,302
Total Reconciling items	<u>3,118,241</u>
Fund balance, June 30, 2015 (GAAP Basis)	<u>\$ 13,929,823</u>

**OKLAHOMA COUNTY, OKLAHOMA
HIGHWAY CASH FUND
BUDGET TO ACTUAL COMPARISON SCHEDULE
FOR THE YEAR ENDED JUNE 30, 2015**

	<u>Budgeted Amounts</u>		<u>Actual Amounts/ Budgetary Basis</u>	<u>Variance with Final Budget- Positive (Negative)</u>
	<u>Original</u>	<u>Final</u>		
REVENUES				
Intergovernmental revenues	\$ 15,942,095	\$ 15,942,095	\$ 15,628,820	\$ (313,275)
Interest income	5,695	5,695	6,325	630
Miscellaneous revenue	493,053	493,053	451,431	(41,623)
Total revenues	<u>\$16,440,843</u>	<u>\$16,440,843</u>	<u>\$16,086,576</u>	<u>(\$354,268)</u>
EXPENDITURES				
Roads and highways	21,061,466	21,061,466	13,690,898	7,370,568
Debt Service				
Principal	60,638	60,638	60,638	-
Interest	2,640	2,640	2,640	-
Capital Outlay	2,185,401	2,185,401	1,414,599	770,802
Total expenditures and encumbrances	<u>23,310,146</u>	<u>23,310,146</u>	<u>15,168,776</u>	<u>8,141,370</u>
Excess of revenues over/(under) expenditures	<u>(6,869,303)</u>	<u>(6,869,303)</u>	<u>917,799</u>	<u>7,787,102</u>
OTHER FINANCING SOURCES (USES)				
Sale of capital assets	-	-	25,075	25,075
Total other financing sources (uses)	<u>-</u>	<u>-</u>	<u>25,075</u>	<u>25,075</u>
Net change in fund balances	<u>(6,869,303)</u>	<u>(6,869,303)</u>	<u>942,875</u>	<u>7,812,177</u>
Fund balances - beginning	18,422,462	18,422,462	11,490,672	(6,931,790)
Fund balances - ending	<u>\$ 11,553,159</u>	<u>\$ 11,553,159</u>	<u>\$ 12,433,546</u>	<u>\$ 880,387</u>
<u>RECONCILIATION TO GAAP-BASIS FUND BALANCE</u>				
Accounts payable			(1,090,293)	
Accrued interest			678	
Intergovernmental receivable			2,318,071	
Current year encumbrances			1,864,840	
Adjustment to prior year reserve for encumbrances			(3,290,658)	
Reserve for inventory			781,131	
Total Reconciling items			<u>583,769</u>	
Fund balance, June 30, 2015 (GAAP Basis)			<u>\$ 13,017,316</u>	

See the notes to these budgetary comparison schedules.

**OKLAHOMA COUNTY, OKLAHOMA
RESALE PROPERTY FUND
BUDGET TO ACTUAL COMPARISON SCHEDULE
FOR THE YEAR ENDED JUNE 30, 2015**

	Budgeted Amounts		Actual Amounts/ Budgetary Basis	Variance with Final Budget- Positive (Negative)
	Original	Final		
REVENUES				
Resale property income	\$ 6,288,549	\$ 6,288,549	\$ 6,886,321	\$ 597,772
Total revenues	\$6,288,549	\$6,288,549	\$6,886,321	\$597,772
EXPENDITURES				
General government	3,559,923	3,559,923	3,187,002	372,921
Intergovernmental expenditures- apportionment to cities and schools	3,300,000	3,300,000	3,300,000	-
Capital Outlay	375,000	375,000	87,505	287,495
Total expenditures and encumbrances	7,234,923	7,234,923	6,574,507	660,416
Excess of revenues over/(under) expenditures	(946,374)	(946,374)	311,814	1,258,188
OTHER FINANCING SOURCES (USES)				
Transfers to other funds	-	-	(1,650,000)	(1,650,000)
Total other financing sources (uses)	-	-	(1,650,000)	(1,650,000)
Net change in fund balances	(946,374)	(946,374)	(1,338,186)	(391,812)
Fund balances - beginning	7,527,517	7,527,517	5,918,303	(1,609,214)
Fund balances - ending	\$ 6,581,144	\$ 6,581,144	\$ 4,580,117	\$ (2,001,026)
<u>RECONCILIATION TO GAAP-BASIS FUND BALANCE</u>				
Accounts payable			(2,922)	
Other taxes receivable			1,114,564	
Current year encumbrances			212,258	
Adjustment to prior year reserve for encumbrances			(136,725)	
Total Reconciling items			1,187,175	
Fund balance, June 30, 2015 (GAAP Basis)			\$ 5,767,292	

See the notes to these budgetary comparison schedules.

OKLAHOMA COUNTY, OKLAHOMA
Notes to Budgetary Comparison Schedules
June 30, 2015

Note I. Budgetary Data

Budgets are submitted annually in accordance with the budget act and are prepared on a modified cash basis. Revenues are budgeted in the year receipt is expected. Expenditures, which include encumbrances, are budgeted in the year that the applicable purchase orders are expected to be issued. The budget and actual financial schedules are reported on this basis. Unencumbered appropriations for annually budgeted funds lapse ninety days after fiscal year-end. Budgets are adopted on a basis consistent with State legal requirements. Legally adopted annual budgets are adopted for the general fund, debt service fund, highway cash fund, the resale fund and other special revenue funds. Budgetary comparison schedules are presented as required supplementary information for the general fund as well as the highway cash and resale property funds which are reported as major special revenue funds.

*Combining and
Individual Fund
Financial
Statements and
Schedules*



NON-MAJOR GOVERNMENTAL FUNDS

Special Revenue Funds

Special revenue funds are used to account for and report the proceeds of specific revenue sources that are restricted or committed to expenditure for specific purposes other than debt service or capital projects.

County Bridge and Road Improvement Fund – For the collection of fuel tax and gross production proceeds in to be used for the construction, replacement and repair of county roads and bridges including engineering and design services.

Treasurer’s Mortgage Fee – For the collection of certification fees by the treasurer and restricted expenditures.

County Clerk’s Lien Fee – For the collection of fees for mailing notices of mechanic liens and restricted expenditures.

UCC Central Filing Fee – For the collection of fees and expenditures for filing Uniform Commercial Code financing statements.

Records Management & Preservation – For the collection of fees and expenditures for the purpose of preserving, maintaining and archiving recorded instruments.

Sheriff Service Fee – For the collection and processing of miscellaneous fees and the restricted expenditures.

Sheriff Special Revenue Fund – Accounts for collections and expenditures of prisoner boarding fees, for the operation of the jail commissary, housing of federal prisoners, drug enforcement, travel and training activities of the sheriff’s department. Also used to record the revenues and expenditures of monies received from granting agencies in accordance with the general and specific terms of the grant agreement.

Assessor’s Revolving Fee – For the collection and expenditures of fees for furnishing copies of records and maps by the Assessor.

Juvenile Probation Fee – For the collection and expenditures of probation fees of juveniles.

Juvenile Grant Fund – For the collection and expenditures of numerous state and federal grants for various juvenile offender programs in accordance with the terms of the grant agreements.

Planning Commission – For the collection and expenditures of permit fees and petitions for amendments to zoning regulations.

Local Emergency Planning Commission – For the collection and expenditures of federal grant funds for hazardous materials emergency planning.

NON-MAJOR GOVERNMENTAL FUNDS

(Continued)

Emergency Management – For the collection and expenditures of federal grant funds for the general operation of the Emergency Management department.

Community Service Fee Fund – For the collection and expenditures of fees of persons sentenced by the court to perform community service.

Community Sentencing – For the collection and expenditures of Department of Corrections reimbursement.

Drug Court – For the collection and expenditures of state funding for the newly developed drug court program.

Drug Court User Fee Fund – For the collection and expenditures of user fees collected from offenders through the drug court program.

Mental Health Court Fund – For the collection and expenditures of state funding for the county mental health program which include drug testing and participant incentives.

Shine Program – For the collection and expenditures of funding for the program established for court ordered low level offenders to remove graffiti, overgrowth of weeds and grass, and the pickup and hauling of trash and debris from public areas in Oklahoma County.

Capital Project Funds

Capital project funds are used to account for and report financial resources that are restricted, committed, or assigned to expenditure for capital outlays, including the acquisition or construction of capital facilities and other capital assets.

Capital Projects Regular – Established to be used for various capital improvement projects. The funds major financial resource is transfers from General Fund.

Capital Projects Districts – For the remaining fund balance of funds for highway capital projects.

Capital Projects Tinker I – For the collection and expenditures of the remaining fund balance and interest earned from proceeds of a bond issue for the acquisition and clearing of land surrounding Tinker Air Force base.

Capital Projects Tinker II – Accounts for the proceeds of general obligation bonds for the purpose of acquiring property in the vicinity of Tinker Air Force Base in order to provide for the safety of those citizens of the County as well as provide for the continued assurance of the economic well being of Oklahoma County and its citizens.

Jail Facility – For the collection and expenditures of a temporary sales tax for the construction of the Oklahoma County jail.

NON-MAJOR GOVERNMENTAL FUNDS

(Continued)

Sale of Property –For the collection and expenditure of funds received from the sale of land, sites or structures.

OSU Building Fund –Established to account for the funds received from the sale of property where there Oklahoma County Extension Service building was previously located. A portion of the proceeds will be used for to provide a suitable replacement facility for the OSU Extension Center.

OKLAHOMA COUNTY, OKLAHOMA
 COMBINING BALANCE SHEET
 NONMAJOR GOVERNMENTAL FUNDS
 JUNE 30, 2015

	Special Revenue									
	County Bridge & Road Improvement	Treasurer's Mortgage Fee	County Clerk's Lien Fee	UCC Central Filing	Records Management & Preservation	Sheriff Service Fee	Sheriff Special Revenue	Sheriff Grant Fund	Assessor's Revolving Fee	Juvenile Probation Fee
ASSETS										
Cash and cash equivalents	\$ 2,744,189	\$ 174,234	\$ 95,445	\$ 445,000	\$ 748,551	\$ 847,827	\$ 1,670,673	\$ 287,347	\$ 83,729	\$ 173,776
Investments	279,632	17,755	9,726	45,252	76,300	85,798	170,898	29,163	8,532	17,708
Interest receivable	-	-	-	-	-	107	137	-	-	-
Accounts receivable	31,426	-	-	-	-	331,740	4,822	-	1,525	-
Intergovernmental receivable	-	-	-	-	-	-	1,288,098	178,283	-	-
Inventories	-	-	-	-	-	-	307,973	-	-	-
Total assets	<u>\$ 3,055,247</u>	<u>\$ 191,989</u>	<u>\$ 105,171</u>	<u>\$ 490,252</u>	<u>\$ 824,851</u>	<u>\$ 1,265,472</u>	<u>\$ 3,442,601</u>	<u>\$ 494,793</u>	<u>\$ 93,786</u>	<u>\$ 191,484</u>
LIABILITIES										
Accounts payable	\$ -	\$ 276	\$ 69	\$ 13,515	\$ 8,457	\$ 50,953	\$ 173,866	\$ -	\$ -	\$ 2,455
Total Liabilities	<u>-</u>	<u>276</u>	<u>69</u>	<u>13,515</u>	<u>8,457</u>	<u>50,953</u>	<u>173,866</u>	<u>-</u>	<u>-</u>	<u>2,455</u>
DEFERRED INFLOWS OF RESOURCES										
Unavailable revenue-Intergovernmental	-	-	-	-	-	-	-	5,857	-	-
Total Deferred inflows of resources	<u>-</u>	<u>-</u>	<u>-</u>	<u>-</u>	<u>-</u>	<u>-</u>	<u>-</u>	<u>5,857</u>	<u>-</u>	<u>-</u>
FUND BALANCES										
Nonspendable	-	-	-	-	-	-	307,973	-	-	-
Restricted	3,055,247	191,713	105,102	476,737	816,394	1,214,519	2,960,762	488,936	93,786	189,029
Assigned	-	-	-	-	-	-	-	-	-	-
Total fund balances	<u>3,055,247</u>	<u>191,713</u>	<u>105,102</u>	<u>476,737</u>	<u>816,394</u>	<u>1,214,519</u>	<u>3,268,735</u>	<u>488,936</u>	<u>93,786</u>	<u>189,029</u>
Total liabilities, deferred inflows of resources, and fund balances	<u>\$ 3,055,247</u>	<u>\$ 191,989</u>	<u>\$ 105,171</u>	<u>\$ 490,252</u>	<u>\$ 824,851</u>	<u>\$ 1,265,472</u>	<u>\$ 3,442,601</u>	<u>\$ 494,793</u>	<u>\$ 93,786</u>	<u>\$ 191,484</u>

OKLAHOMA COUNTY, OKLAHOMA
COMBINING BALANCE SHEET
NONMAJOR GOVERNMENTAL FUNDS
JUNE 30, 2015

Special Revenue

	Local										Total	
	Juvenile Grant Fund	Planning Commission	Emergency Planning Comm	Emergency Management	Community Service Fee	Community Sentencing	Drug Court	Drug Court User Fee	Mental Health Court Fund	Shine Program		MIS Fund
ASSETS												
Cash and cash equivalents	\$ 211,804	\$ 261,312	\$ 11,237	\$ 551,261	\$ 83,841	\$ 365,159	\$ 325,872	\$ 143,297	\$ 81,085	\$ 214,263	\$ 4,846	\$ 9,524,748
Investments	21,583	26,628	1,145	56,173	8,543	37,210	33,206	14,602	8,262	21,833	494	970,443
Interest receivable	-	-	-	-	-	-	-	-	-	-	-	244
Accounts receivable	-	-	-	-	379	620	-	-	-	135	-	370,647
Intergovernmental receivable	2,200	-	-	-	-	21,400	-	-	-	-	-	1,489,981
Inventories	-	-	-	-	-	-	-	-	-	-	-	307,973
Total assets	\$ 235,587	\$ 287,940	\$ 12,382	\$ 607,434	\$ 92,763	\$ 424,389	\$ 359,078	\$ 157,899	\$ 89,347	\$ 236,231	\$ 5,340	\$ 12,664,036
LIABILITIES												
Accounts payable	\$ 1,604	\$ 748	\$ -	\$ -	\$ 1,693	\$ 15,335	\$ -	\$ -	\$ -	\$ 44	\$ -	\$ 269,015
Total Liabilities	1,604	748	-	-	1,693	15,335	-	-	-	44	-	269,015
DEFERRED INFLOWS OF RESOURCES												
Unavailable revenue-Intergovernmental	-	-	-	-	-	-	-	-	-	-	-	5,857
Total Deferred inflows of resources	-	-	-	-	-	-	-	-	-	-	-	5,857
FUND BALANCES												
Nonspendable	-	-	-	-	-	-	-	-	-	-	-	307,973
Restricted	233,983	287,192	12,382	607,434	91,070	409,054	359,078	157,899	89,347	236,187	5,340	12,081,191
Assigned	-	-	-	-	-	-	-	-	-	-	-	-
Total fund balances	233,983	287,192	12,382	607,434	91,070	409,054	359,078	157,899	89,347	236,187	5,340	12,389,164
Total liabilities, deferred inflows of resources, and fund balances	\$ 235,587	\$ 287,940	\$ 12,382	\$ 607,434	\$ 92,763	\$ 424,389	\$ 359,078	\$ 157,899	\$ 89,347	\$ 236,231	\$ 5,340	\$ 12,664,036

OKLAHOMA COUNTY, OKLAHOMA
COMBINING BALANCE SHEET
NONMAJOR GOVERNMENTAL FUNDS
JUNE 30, 2015

Capital Projects										
	Capital Projects Regular	Capital Projects Districts	Capital Projects Tinker I	Jail Facility	Sale of Property	Tinker Clearing II	OSU Ext Building	BNSF Bonds	Total	Total Nonmajor Governmental Funds
ASSETS										
Cash and cash equivalents	\$ 2,762,833	\$ 430,610	\$ 557,205	\$ 14,392	\$ 6,895	\$ 261,347	\$ 99,813	\$ -	\$ 4,133,095	\$ 13,657,843
Investments	281,532	43,879	56,779	1,467	703	26,631	10,171	-	421,162	1,391,605
Interest receivable	41	-	8	-	-	-	8	-	57	301
Accounts receivable	-	-	-	-	-	-	-	-	-	370,647
Intergovernmental receivable	-	-	-	-	-	-	-	-	-	1,489,981
Inventories	-	-	-	-	-	-	-	-	-	307,973
Total assets	<u>\$ 3,044,406</u>	<u>\$ 474,489</u>	<u>\$ 613,992</u>	<u>\$ 15,859</u>	<u>\$ 7,598</u>	<u>\$ 287,978</u>	<u>\$ 109,992</u>	<u>\$ -</u>	<u>\$ 4,554,314</u>	<u>\$ 17,218,350</u>
LIABILITIES										
Accounts payable	\$ -	\$ -	\$ -	\$ -	\$ -	\$ -	\$ -	\$ -	\$ -	\$ 269,015
Total Liabilities	-	-	-	-	-	-	-	-	-	269,015
DEFERRED INFLOWS OF RESOURCES										
Unavailable revenue-Intergovernmental	-	-	-	-	-	-	-	-	-	\$ 5,857
Total Deferred inflows of resources	-	-	-	-	-	-	-	-	-	5,857
FUND BALANCES										
Nonspendable	-	-	-	-	-	-	-	-	-	307,973
Restricted	73,550	-	613,992	15,859	-	287,978	109,992	-	1,101,371	13,182,562
Assigned	2,970,856	474,489	-	-	7,598	-	-	-	3,452,943	3,452,943
Total fund balances	<u>3,044,406</u>	<u>474,489</u>	<u>613,992</u>	<u>15,859</u>	<u>7,598</u>	<u>287,978</u>	<u>109,992</u>	<u>-</u>	<u>4,554,314</u>	<u>16,943,478</u>
Total liabilities, deferred inflows of resources, and fund balances	\$ 3,044,406	\$ 474,489	\$ 613,992	\$ 15,859	\$ 7,598	\$ 287,978	\$ 109,992	\$ -	\$ 4,554,314	\$ 17,218,350

OKLAHOMA COUNTY, OKLAHOMA
COMBINING STATEMENT OF REVENUES, EXPENDITURES, AND CHANGES IN FUND BALANCES
NONMAJOR GOVERNMENTAL FUNDS
FOR THE YEAR ENDED JUNE 30, 2015

	Special Revenue										
	County Bridge & Road Improvement	Treasurer's Mortgage Fee	County Clerk's Lien Fee	UCC Central Filing	Records Management & Preservation	Sheriff Service Fee	Sheriff Special Revenue	Sheriff Grant Fund	Assessor's Revolving Fee	Juvenile Probation Fee	
REVENUES											
Charges for services	-	\$ 141,480	\$ 89,505	\$ 738,923	\$ 875,121	\$ 3,793,660	\$ 1,498,305	\$ -	\$ 18,264	\$ 35,606	
Intergovernmental revenues	778,973	-	-	-	-	249,589	7,163,121	535,337	-	-	
Investment income (loss)	-	-	-	59	126	884	1,967	-	-	-	
Miscellaneous revenue	-	-	-	-	5,117	-	867,776	-	-	-	
Total revenues	\$ 778,973	\$ 141,480	\$ 89,505	\$ 738,982	\$ 880,364	\$ 4,044,133	\$ 9,531,169	\$ 535,337	\$ 18,264	\$ 35,606	
EXPENDITURES											
Current:											
General government	-	114,737	37,070	577,665	535,824	-	-	-	-	-	
Public safety	-	-	-	-	-	3,507,067	8,423,556	239,753	-	-	39,355
Roads and highways	178,511	-	-	-	-	-	-	-	-	-	
Economic development	-	-	-	-	-	-	-	-	-	-	
Capital outlay	117,642	2,892	18,904	240,303	229,304	157,916	900,360	455,904	-	-	
Total expenditures	296,153	117,629	55,974	817,968	765,128	3,664,983	9,323,916	695,657	-	-	39,355
Excess(deficiency) of revenues over/(under) expenditures	482,820	23,851	33,531	(78,986)	115,236	379,150	207,253	(160,320)	18,264	(3,749)	
OTHER FINANCING SOURCES (USES)											
Transfers from other funds	-	-	-	-	-	-	98,894	-	-	-	
Transfers to other funds	-	-	-	-	-	-	-	(98,894)	-	-	
Bond proceeds	-	-	-	-	-	-	-	-	-	-	
Premium on bonds sold	-	-	-	-	-	-	-	-	-	-	
Sale of capital assets	-	-	-	-	-	-	-	-	-	-	
Total other financing sources (uses)	-	-	-	-	-	-	98,894	(98,894)	-	-	
Net change in fund balances	482,820	23,851	33,531	(78,986)	115,236	379,150	306,147	(259,214)	18,264	(3,749)	
Fund balances-beginning	2,572,427	167,862	71,571	555,723	701,158	835,369	2,962,588	748,150	75,522	192,778	
Fund balances-ending	\$ 3,055,247	\$ 191,713	\$ 105,102	\$ 476,737	\$ 816,394	\$ 1,214,519	\$ 3,268,735	\$ 488,936	\$ 93,786	\$ 189,029	

(continued)

OKLAHOMA COUNTY, OKLAHOMA
COMBINING STATEMENT OF REVENUES, EXPENDITURES, AND CHANGES IN FUND BALANCES
NONMAJOR GOVERNMENTAL FUNDS
FOR THE YEAR ENDED JUNE 30, 2015

	Special Revenue											Total
	Juvenile Grant Fund	Planning Commission	Local Emergency Planning Comm	Emergency Management	Community Service Fee	Community Sentencing	Drug Court User Fee	Mental Health Court Fund	Shine Program	MIS Fund		
REVENUES												
Charges for services	\$ -	\$ 271,862	\$ -	\$ -	\$ 111,589	\$ 199,406	\$ -	\$ -	\$ -	\$ 2,679	\$ 1,920	\$ 7,778,520
Intergovernmental revenues	207,575	-	-	603,443	-	894,413	337,875	342,764	-	-	-	11,170,840
Investment income (loss)	-	-	-	-	-	-	-	-	-	100,000	-	103,036
Miscellaneous revenue	-	-	-	-	-	-	-	-	-	-	-	872,893
Total revenues	\$ 207,575	\$ 271,862	\$ -	\$ 603,443	\$ 111,589	\$ 1,093,819	\$ 337,875	\$ 342,764	\$ 102,679	\$ 1,920	\$ 19,925,089	
EXPENDITURES												
Current:												
General government	-	176,155	-	-	121,710	-	431,971	328,783	29,341	237,462	-	2,590,718
Public safety	336,886	-	1,525	11,377	-	1,194,406	-	-	-	-	-	13,753,925
Roads and highways	-	-	-	-	-	-	-	-	-	-	-	178,511
Economic development	3,278	4,666	-	217,318	5,144	5,377	3,832	-	2,001	-	-	2,364,841
Capital outlay	340,164	180,821	1,525	228,695	126,854	1,199,783	435,803	328,783	31,342	237,462	-	18,887,995
Total expenditures	(132,589)	91,041	(1,525)	374,748	(15,265)	(105,964)	(97,928)	13,981	26,408	(134,783)	1,920	1,037,094
Excess(deficiency) of revenues over(under) expenditures												
OTHER FINANCING SOURCES (USES)												
Transfers from other funds	-	-	-	-	-	-	-	-	-	-	-	98,894
Transfers to other funds	-	-	-	-	-	-	-	-	-	-	-	(98,894)
Bond proceeds	-	-	-	-	-	-	-	-	-	-	-	-
Premium on bonds sold	-	-	-	-	-	-	-	-	-	-	-	-
Sale of capital assets	-	-	-	-	-	-	-	-	-	-	-	-
Total other financing sources (uses)	-	-	-	-	-	-	-	-	-	-	-	-
Net change in fund balances	(132,589)	91,041	(1,525)	374,748	(15,265)	(105,964)	(97,928)	13,981	26,408	(134,783)	1,920	1,037,094
Fund balances-beginning	366,572	196,151	13,907	232,686	106,335	515,018	457,006	143,918	62,939	370,970	3,420	11,352,070
Fund balances-ending	\$ 233,983	\$ 287,192	\$ 12,382	\$ 607,434	\$ 91,070	\$ 409,054	\$ 359,078	\$ 157,899	\$ 89,347	\$ 236,187	\$ 5,340	\$ 12,389,164

(continued)

OKLAHOMA COUNTY, OKLAHOMA
COMBINING STATEMENT OF REVENUES, EXPENDITURES, AND CHANGES IN FUND BALANCES
NONMAJOR GOVERNMENTAL FUNDS
FOR THE YEAR ENDED JUNE 30, 2015

Capital Projects											
	Capital Projects Regular	Capital Projects Districts	Capital Projects Tinker I	Jail Facility	Sale of Property	Tinker Clearing II	OSU Ext Building	BNSF Bonds	Total	Total Nonmajor Governmental Funds	
REVENUES											
Charges for services	\$ -	\$ -	\$ -	\$ 343	\$ -	\$ -	\$ -	\$ -	\$ 343	\$ 7,778,663	
Intergovernmental revenues	1,009,256	-	-	-	-	-	-	-	1,009,256	12,180,096	
Investment income (loss)	763	-	12	-	2	-	666	896	2,339	105,375	
Miscellaneous revenue	39,000	-	-	-	-	-	-	9,444	48,444	921,337	
Total revenues	\$ 1,049,019	\$ -	\$ 12	\$ 343	\$ 2	\$ -	\$ 666	\$ 10,340	\$ 1,060,382	\$ 20,985,471	
EXPENDITURES											
Current:											
General government	21,633	-	-	-	-	-	-	134,154	155,787	2,746,505	
Public safety	-	-	-	-	-	-	-	-	-	13,753,925	
Roads and highways	-	-	-	-	-	-	-	-	-	178,511	
Economic development	-	-	-	-	-	-	-	10,000,000	10,000,000	10,000,000	
Capital outlay	3,119,528	-	1,200	-	-	2,500,000	1,174,698	-	6,795,426	9,160,267	
Total expenditures	3,141,161	-	1,200	-	-	2,500,000	1,174,698	10,134,154	16,951,213	35,839,208	
Excess(deficiency) of revenues over/(under) expenditures	(2,092,142)	-	(1,188)	343	2	(2,500,000)	(1,174,032)	(10,123,814)	(15,890,831)	(14,853,737)	
OTHER FINANCING SOURCES (USES)											
Transfers from other funds	641,540	-	-	-	-	-	-	-	641,540	740,434	
Transfers to other funds	(1,009,256)	-	-	-	-	-	-	(97,849)	(1,107,105)	(1,205,999)	
Bond proceeds	-	-	-	-	-	-	-	10,000,000	10,000,000	10,000,000	
Premium on bonds sold	-	-	-	-	-	-	-	221,663	221,663	221,663	
Sale of capital assets	(367,716)	-	605,000	-	-	-	-	-	605,000	605,000	
Total other financing sources (uses)	(2,459,858)	-	603,812	343	2	(2,500,000)	(1,174,032)	-	(5,529,733)	(4,492,639)	
Net change in fund balances	5,504,264	474,489	10,180	15,516	7,596	2,787,978	1,284,024	-	10,084,047	21,436,117	
Fund balances-beginning	\$ 3,044,406	\$ 474,489	\$ 613,992	\$ 15,859	\$ 7,598	\$ 287,978	\$ 109,992	\$ -	\$ 4,554,314	\$ 16,943,478	
Fund balances-ending											

**OKLAHOMA COUNTY, OKLAHOMA
DEBT SERVICE FUND
BUDGET TO ACTUAL COMPARISON SCHEDULE
FOR THE YEAR ENDED JUNE 30, 2015**

	<u>Budgeted Amounts</u>		<u>Actual Amounts/ Budgetary Basis</u>	<u>Variance with Final Budget- Positive (Negative)</u>
	<u>Original</u>	<u>Final</u>		
REVENUES				
Property taxes	\$ 8,114,638	\$ 8,114,638	\$ 8,144,959	\$ 30,321
Investment income	-	-	898	898
Total revenues	<u>8,114,638</u>	<u>8,114,638</u>	<u>8,145,857</u>	<u>31,219</u>
EXPENDITURES				
Redemption of debt	11,737,647	11,737,647	6,427,322	5,310,325
Interest	1,807,864	1,807,864	1,866,059	(58,195)
Total expenditures	<u>13,545,511</u>	<u>13,545,511</u>	<u>8,293,381</u>	<u>5,252,130</u>
Excess(deficiency) of revenues over(under) expenditures	<u>(5,430,873)</u>	<u>(5,430,873)</u>	<u>(147,524)</u>	<u>5,283,349</u>
OTHER FINANCING SOURCES (USES)				
Transfers from other funds	-	-	97,849	(97,849)
Net change in fund balances	<u>(5,430,873)</u>	<u>(5,430,873)</u>	<u>(49,675)</u>	<u>5,381,198</u>
Fund balance-beginning (Non-GAAP budgetary basis)	5,817,284	5,817,284	5,817,284	-
Fund balance-ending (Non-GAAP budgetary basis)	<u>\$ 386,411</u>	<u>\$ 386,411</u>	<u>\$ 5,767,609</u>	<u>\$ 5,381,198</u>
ADJUSTMENTS TO GENERALLY ACCEPTED ACCOUNTING PRINCIPLES				
Property tax receivable			573,874	
Other taxes receivable			8,498	
Interest receivable			88	
Deferred revenue			(472,607)	
Fund balance-ending (GAAP basis)			<u>\$ 5,877,462</u>	

FIDUCIARY FUNDS

Fiduciary funds are used to report assets held in a trustee or agency capacity for others and cannot be used to support the County's programs.

Agency Funds – *Used to report resources held by the County in a purely custodial capacity (assets equal liabilities). Agency funds involve only the receipt, temporary investment, and remittance of fiduciary resources to individuals, or other governments.*

OKLAHOMA COUNTY, OKLAHOMA
COMBINING STATEMENT OF CHANGES IN ASSETS AND LIABILITIES - ALL AGENCY FUNDS
Fiscal Year Ended June 30, 2015

	Balance June 30, 2014	Additions	Deductions	Balance June 30, 2015
SCHOOLS				
<u>Assets:</u>				
Cash and investments	\$ 2,725,627	\$ 534,398,416	\$ 533,020,062	\$ 4,103,981
Property taxes receivable	30,281,205	30,834,712	30,281,205	30,834,712
Due from other governments	67,903	92,177	67,903	92,177
Total Assets	\$ 33,074,735	\$ 565,325,304	\$ 563,369,170	\$ 35,030,869
<u>Liabilities:</u>				
Due to other taxing units	33,074,735	565,325,304	563,369,170	35,030,869
Total Liabilities	\$ 33,074,735	\$ 565,325,304	\$ 563,369,170	\$ 35,030,869
CITIES AND TOWNS				
<u>Assets:</u>				
Cash and investments	\$ 1,659,893	\$ 114,509,362	\$ 113,839,843	\$ 2,329,411
Property taxes receivable	6,561,816	6,560,043	6,561,816	6,560,043
Due from other governments	1,346,643	1,359,105	1,346,643	1,359,105
Total Assets	\$ 9,568,353	\$ 122,428,509	\$ 121,748,303	\$ 10,248,559
<u>Liabilities:</u>				
Due to other taxing units	9,568,353	122,428,509	121,748,303	10,248,559
Total Liabilities	\$ 9,568,353	\$ 122,428,509	\$ 121,748,303	\$ 10,248,559
OFFICIAL DEPOSITORY				
<u>Assets:</u>				
Cash and investments	\$ 26,547,590	\$ 134,185,655	\$ 134,471,495	\$ 26,261,750
Total Assets	\$ 26,547,590	\$ 134,185,655	\$ 134,471,495	\$ 26,261,750
<u>Liabilities:</u>				
Accounts payable	-	-	-	-
Due to others	26,547,590	134,185,655	134,471,495	26,261,750
Total Liabilities	\$ 26,547,590	\$ 134,185,655	\$ 134,471,495	\$ 26,261,750

(Continued)

OKLAHOMA COUNTY, OKLAHOMA
COMBINING STATEMENT OF CHANGES IN ASSETS AND LIABILITIES - ALL AGENCY FUNDS
Fiscal Year Ended June 30, 2015

	Balance June 30, 2014	Additions	Deductions	Balance June 30, 2015
UNAPPORTIONED TAXES				
<u>Assets:</u>				
Cash and investments	\$ 124,731	\$ 74,598,566	\$ 74,247,256	\$ 476,042
Total Assets	\$ 124,731	\$ 74,598,566	\$ 74,247,256	\$ 476,042
<u>Liabilities:</u>				
Due to other taxing units	124,731	74,598,566	74,247,256	476,042
Total Liabilities	\$ 124,731	\$ 74,598,566	\$ 74,247,256	\$ 476,042
ALL OTHERS				
<u>Assets:</u>				
Cash and investments	\$ 3,184,654	\$ 24,026,669	\$ 24,412,998	\$ 2,798,324
Property taxes receivable	969,797	980,262	969,797	980,262
Total Assets	\$ 4,154,451	\$ 25,006,931	\$ 25,382,796	\$ 3,778,586
<u>Liabilities:</u>				
Due to other taxing units	636,176	22,128,185	21,864,521	899,841
Due to others	3,518,275	2,878,745	3,518,275	2,878,745
Total Liabilities	\$ 4,154,451	\$ 25,006,931	\$ 25,382,796	\$ 3,778,586
TOTALS - ALL AGENCY FUNDS				
<u>Assets:</u>				
Cash and investments	\$ 34,242,494	\$ 881,718,668	\$ 879,991,655	\$ 35,969,508
Property taxes receivable	37,812,818	38,375,016	37,812,818	38,375,016
Due from other governments	1,414,545	1,451,282	1,414,547	1,451,281
Total Assets	\$ 73,469,858	\$ 921,544,965	\$ 919,219,019	\$ 75,795,805
<u>Liabilities:</u>				
Due to other taxing units	43,403,993	784,480,565	781,229,249	46,655,309
Due to others	30,065,865	137,064,401	137,989,770	29,140,496
Total Liabilities	\$ 73,469,858	\$ 921,544,965	\$ 919,219,019	\$ 75,795,805

III - *Statistical Section*



Statistical Section

This part of Oklahoma County's comprehensive annual financial report presents detailed information as a context for understanding what the information in the financial statements, note disclosures, and required supplementary information says about the County's overall financial health.

Financial Trends – *These schedules contain trend information to help the reader understand how the County's financial performance and well-being have changed over time.*

Revenue Capacity – *These schedules contain information to help the reader assess the government's most significant local revenue source, the property tax trend information to help the reader understand how the government's financial performance and well-being have changed over time.*

Debt Capacity – *These schedules present information to help the reader assess the affordability of the County's current levels of outstanding debt and the government's ability to issue additional debt in the future.*

Demographic and Economic Information – *These schedules offer demographic and economic indicators to help the reader understand the environment within which the County's financial activities take place.*

Operating Information – *These schedules contain service and infrastructure data to help the reader understand how the information in the County's financial report relates to the services the County provides and the activities it performs.*

Sources: Unless otherwise noted, the information in these schedules is derived from the County's comprehensive annual financial report for the relevant year. The County implemented the new financial reporting model in the fiscal year ended June 30, 2003. Schedules presenting government-wide information include information beginning that year.

OKLAHOMA COUNTY, OKLAHOMA
NET POSITION BY COMPONENT
LAST TEN FISCAL YEARS
(accrual basis of accounting)
(Unaudited)

	Fiscal Year										
	2006	2007	2008	2009	2010	2011	2012				
Governmental activities											
Invested in capital assets, net of related debt	\$86,825,420	\$85,593,856	87,587,580	\$84,857,959	\$86,125,280	\$92,931,482	\$100,057,236				
Restricted	31,868,465	33,119,444	29,742,397	37,181,933	37,290,632	40,287,616	40,692,226				
Unrestricted	11,281,998	15,841,626	147,993	(56,482,628)	(64,052,900)	(77,546,459)	(87,228,724)				
Total governmental activities net position	\$129,975,883	\$134,554,926	\$117,477,969	\$65,357,264	\$59,363,011	\$55,672,639	\$53,520,738				
Business-type activities											
Invested in capital assets, net of related debt	(\$1,145,608)	(\$3,272,337)	(3,175,999)	(2,915,551)	(2,627,035)	(2,419,362)	(1,562,896)				
Restricted	1,911,663	3,317,831	3,815,997	3,779,001	4,077,912	4,388,390	3,365,420				
Unrestricted											
Total business-type activities net position	\$766,055	\$45,494	\$639,998	\$863,450	\$1,450,877	\$1,969,028	\$1,802,524				
Primary government											
Invested in capital assets, net of related debt	\$85,679,812	\$82,321,519	84,411,581	\$81,942,408	\$83,498,245	\$90,512,120	\$98,494,339				
Restricted	33,780,128	36,437,275	33,558,394	40,960,934	41,368,544	44,676,006	44,057,647				
Unrestricted	11,281,998	15,841,626	147,993	(56,482,628)	(64,052,900)	(77,546,459)	(87,228,724)				
Total primary government net position	\$130,741,938	\$134,600,420	\$118,117,967	\$66,420,714	\$60,813,889	\$57,641,667	\$55,323,262				
Governmental activities											
Net investment in capital assets	\$105,358,595	\$110,347,311	\$107,828,840								
Restricted	45,743,318	47,520,700	43,945,301								
Unrestricted	(100,661,362)	(109,368,111)	(138,300,126)								
Total governmental activities net position	\$50,440,551	\$48,499,900	\$13,474,015								
Business-type activities											
Net investment in capital assets	1,775,469	2,501,741	3,054,995								
Restricted	3,754,058	3,392,679	5,598,302								
Unrestricted											
Total business-type activities net position	\$5,529,527	\$5,894,419	\$8,653,297								
Primary government											
Net investment in capital assets	\$107,134,064	\$112,849,051	\$110,883,835								
Restricted	49,497,376	50,913,379	49,543,603								
Unrestricted	(100,661,362)	(109,368,111)	(138,300,126)								
Total primary government net position	\$55,970,078	\$54,394,319	\$22,127,312								

Notes:
1. County's total unrestricted net position dropped in 2009 as a result of two long-term obligations incurred that have no corresponding assets:
(1) the issuance of long-term bonds whose proceeds were used to acquire property and facilities that were transferred to the federal government for economic development purposes, and
(2) long-term net obligations related to OPEB for which no advance-funded plan assets have been set aside.

OKLAHOMA COUNTY, OKLAHOMA
CHANGES IN NET POSITION
LAST TEN FISCAL YEARS
(accrual basis of accounting)
(Unaudited)

	2006	2007	2008	2009	2010	2011	2012	2013	2014	2015
Expenses										
Governmental activities:										
General government	\$ 34,246,560	\$ 35,160,374	\$ 39,928,638	\$42,098,305	\$ 43,403,066	\$ 48,946,551	\$ 48,036,278	\$ 52,166,556	\$ 51,860,024	\$ 57,511,635
Public safety	46,295,300	50,039,027	62,700,354	57,725,981	64,849,863	62,758,927	65,013,715	67,463,248	66,795,483	64,287,273
Health and welfare	3,374,982	3,896,513	3,948,433	2,598,846	1,779,424	1,753,349	1,853,745	1,892,392	1,934,678	1,976,388
Culture and recreation	47,774	48,967	48,504	64,352	63,253	62,154	62,149	62,201	62,061	62,213
Education	447,938	439,609	472,786	517,341	499,395	502,603	498,571	525,380	496,255	465,067
Roads and highways	14,774,649	14,450,276	14,643,189	16,287,910	15,393,193	14,793,383	14,579,322	15,124,244	17,666,192	17,111,585
Economic development	245,966	307,465	1,789,576	678,327	3,132,130	32,652	25,952	-	-	12,501,200
Interest on long term debt	1,084,693	1,024,368	926,593	3,458,033	3,262,711	3,145,155	2,780,831	2,382,629	2,096,881	1,987,523
Total governmental activities expenses	100,517,863	105,366,599	\$ 124,458,073	\$123,429,095	\$132,383,035	\$131,994,774	\$132,850,563	\$139,616,651	\$140,911,574	\$155,902,884
Business-type activities:										
Public Buildings Authority	2,451,523	2,652,389	2,611,712	2,688,836	2,626,200	2,543,343	2,977,375	2,260,912	2,307,974	2,165,386
Total business-type activities expenses	2,451,523	2,652,389	2,611,712	2,688,836	2,626,200	2,543,343	2,977,375	2,260,912	2,307,974	2,165,386
Total primary government expenses	\$102,969,386	\$108,018,988	\$127,069,785	\$126,117,931	\$135,009,235	\$134,538,117	\$135,827,937	\$141,877,563	\$143,219,548	\$158,068,270
Program Revenues										
Governmental activities:										
Charges for services:										
General government	13,081,782	12,897,993	12,208,568	11,165,132	10,952,500	10,573,232	15,731,465	16,368,890	16,773,977	17,950,059
Public safety	19,075,601	21,320,760	18,972,644	19,435,176	18,603,741	18,755,117	17,757,213	19,153,074	19,679,971	17,064,084
Other activities	250,043	42,923	327,907	185,270	60,475	83,312	87,276	58,586	54,382	51,776
Operating grants and contributions	5,298,624	16,704,541	16,662,647	15,982,729	15,073,208	15,116,433	15,735,854	15,387,416	15,996,244	16,344,366
Capital grants and contributions	13,710,668	1,591,477	3,380,775	5,157,852	4,802,292	5,825,459	3,419,666	4,529,963	4,938,396	5,048,759
Business-type activities:	51,416,718	52,557,694	51,552,541	51,926,159	49,492,216	50,353,553	52,731,474	55,497,929	57,442,971	56,459,045
Charges for services:										
Public Buildings Authority	3,158,155	3,089,276	3,099,552	3,058,461	3,242,709	3,434,494	3,515,246	\$3,593,103	\$ 3,733,772	\$ 4,031,727
Capital grants and contributions	-	-	-	-	-	-	-	-	366,460	521,341
Total business-type activities program revenues	3,158,155	3,089,276	3,099,552	3,058,461	3,242,709	3,434,494	3,515,246	3,593,103	4,100,232	4,553,068
Total primary government program revenues	\$54,574,873	\$55,646,970	\$54,652,093	\$54,984,620	\$52,734,925	\$53,788,047	\$56,246,721	\$59,091,032	\$61,543,203	\$61,012,112

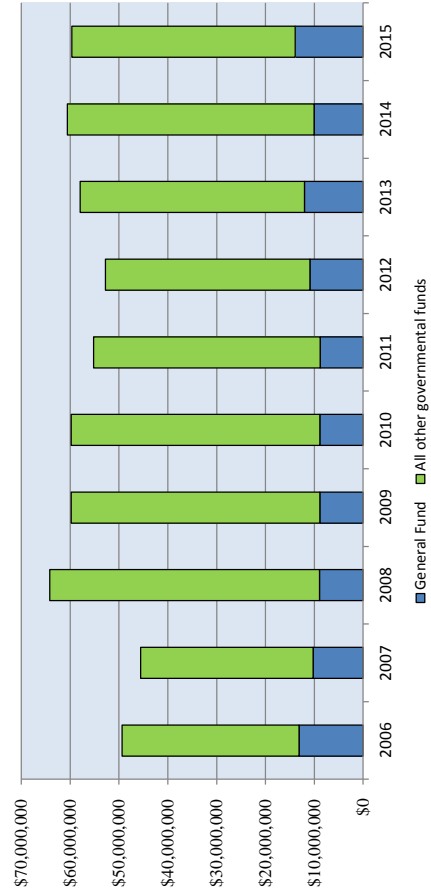
OKLAHOMA COUNTY, OKLAHOMA
CHANGES IN NET POSITION
LAST TEN FISCAL YEARS
(accrual basis of accounting)
(Unaudited)

	2006	2007	2008	2009	2010	2011	2012	2013	2014	2015
Net (expense)/revenue										
Governmental activities	(\$49,101,144)	(\$52,808,905)	(\$72,905,532)	(\$71,502,937)	(\$82,890,819)	(\$81,641,220)	(\$80,119,088)	(\$84,118,722)	(\$83,468,603)	(\$99,443,840)
Business-type activities	706,632	436,887	487,840	369,625	616,509	891,150	537,871	4,239,587	1,792,258	2,387,682
Total primary government net expense	(\$48,394,512)	(\$52,372,018)	(\$72,417,692)	(\$71,133,312)	(\$82,274,310)	(\$80,750,070)	(\$79,581,217)	(\$79,879,136)	(\$81,676,345)	(\$97,056,158)
General Revenues and Other Changes in Net Position										
Governmental activities:										
Taxes										
Property taxes	49,288,680	53,204,275	54,757,528	62,161,819	75,632,425	76,572,813	76,800,092	78,230,166	79,397,509	78,460,450
Investment earnings	1,882,094	2,583,612	2,592,880	1,024,023	375,896	280,008	196,776	171,170	179,565	119,814
Miscellaneous	329,235	347,468	341,572	270,990	145,920	724,963	870,320	269,699	173,078	198,796
Gain on sale of capital assets								1,852,500	350,000	809,668
Special and extraordinary items			(1,849,513)	(44,049,570)	-	-	-	-	-	-
Transfers	769,769	1,252,592	(13,892)	174,970	29,250	373,064	100,000	515,000	1,427,800	(371,465)
Total governmental activities	52,269,778	57,387,948	55,828,575	19,582,232	76,183,491	77,950,848	77,967,187	81,038,535	81,527,952	79,217,263
Business-type activities										
Investment earnings	83,184	95,144	92,772	28,797	168	65	14,057	2,416	434	-270
Miscellaneous										
Transfers	(769,769)	(1,252,592)	13,892	(174,970)	(29,250)	(373,064)	(100,000)	(515,000)	(1,427,800)	371,465
Total business-type activities	(686,585)	(1,157,448)	106,664	(146,173)	(29,082)	(372,999)	(85,943)	(512,584)	(1,427,366)	371,194
Total primary government	\$51,583,193	\$56,230,500	\$55,935,239	\$19,436,059	\$76,154,410	\$77,577,849	\$77,881,245	\$80,525,951	\$80,100,586	\$79,588,458
Change in Net Position										
Governmental activities	\$3,168,634	\$4,579,042	(\$17,076,957)	(\$51,920,705)	(\$6,707,328)	(\$3,690,372)	(\$2,151,901)	(\$3,080,187)	(\$1,940,651)	(\$20,226,577)
Business-type activities	20,047	(720,561)	594,504	223,452	587,428	518,151	451,929	3,727,003	364,892	2,758,876
Total primary government	\$3,188,681	\$3,858,481	(\$16,482,453)	(\$51,697,253)	(\$6,119,900)	(\$3,172,221)	(\$1,699,972)	\$646,816	(\$1,575,759)	(\$17,467,701)

OKLAHOMA COUNTY, OKLAHOMA
FUND BALANCES OF GOVERNMENTAL FUNDS
LAST TEN FISCAL YEARS
(modified accrual basis of accounting)
(Unaudited)

	Fiscal Year				
	2006	2007	2008	2009	2010
General Fund					
Reserved	\$629,635	\$1,153,600	\$1,468,963	\$872,301	\$745,465
Unreserved	9,755,780	11,955,593	8,773,423	8,066,981	8,156,277
Total general fund	\$10,385,415	\$13,109,193	\$10,242,386	\$8,939,282	\$8,901,742
All Other Governmental Funds					
Reserved	\$4,311,182	\$2,566,546	\$3,269,353	6,104,117	\$2,699,584
Unreserved, reported in:					
Debt service	1,558,113	3,690,812	1,411,133	3,703,171	7,126,015
Special revenue funds	22,861,229	24,974,734	26,060,481	26,622,211	23,256,977
Capital projects funds	8,032,710	5,053,615	4,613,407	18,779,048	17,821,167
Total all other governmental funds	\$36,763,234	\$36,285,707	\$35,354,374	\$55,208,547	\$50,903,743
General Fund					
Nonspendable	\$ 283,544	\$ 261,644	\$ 259,950	\$ 330,715	\$ 348,195
Restricted	-	-	-	-	-
Committed	430,164	101,422	1,167,025	242,730	2,265,407
Assigned	251,316	332,076	309,840	267,415	351,307
Unassigned	7,873,577	10,186,020	10,284,244	9,199,799	10,964,914
Total general fund	\$8,838,601	\$10,881,162	\$12,021,059	\$10,040,659	\$13,929,823
All Other Governmental Funds					
Nonspendable	\$ 1,029,017	\$ 813,302	\$ 1,078,205	\$ 1,135,226	\$ 1,089,104
Restricted	43,156,901	39,144,842	43,295,149	43,236,644	41,018,659
Committed	608,992	783,445	584,159	384,282	184,281
Assigned	1,536,938	1,168,154	952,733	5,773,703	3,452,943
Total all other governmental funds	\$46,331,848	\$41,909,743	\$45,910,246	\$50,529,855	\$45,744,987

Governmental Fund Balances



Notes:
The County implemented GASB Statement No. 54 in 2011, under which governmental fund balances are reported as nonspendable, restricted, committed, assigned, unassigned compared to reserved and unreserved reported in prior years.

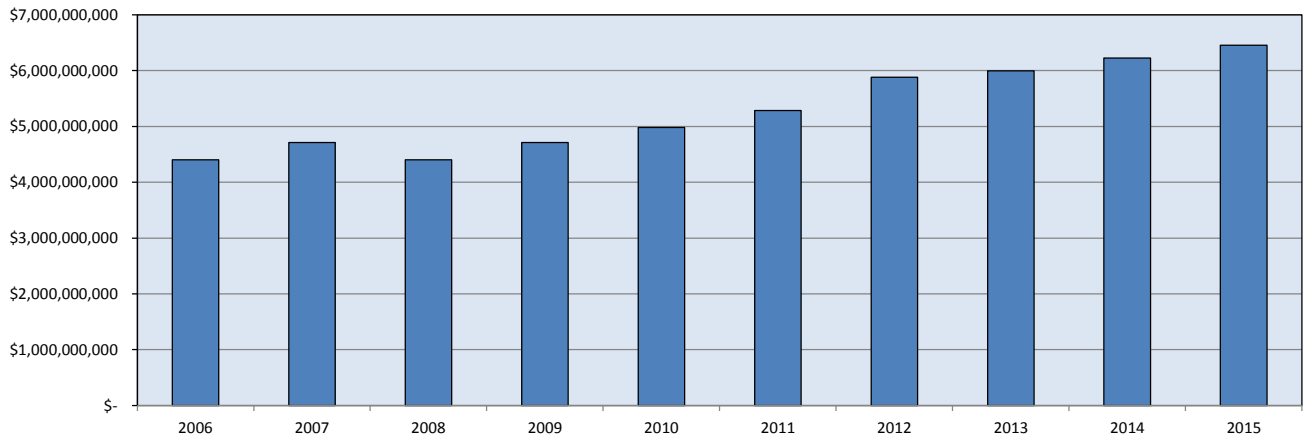
OKLAHOMA COUNTY, OKLAHOMA
CHANGES IN FUND BALANCES OF GOVERNMENTAL FUNDS
LAST TEN FISCAL YEARS
(acrual basis of accounting)
(Unaudited)

	Fiscal Year									
	2006	2007	2008	2009	2010	2011	2012	2013	2014	2015
Revenues										
Property taxes, other and Resale	\$ 49,286,880	\$ 54,326,475	\$ 54,503,499	\$ 61,710,763	\$ 73,650,254	\$ 76,464,398	\$ 76,881,383	\$ 78,094,355	\$ 78,866,753	\$ 80,060,308
Charges for services	10,727,352	13,306,846	12,264,442	11,024,727	10,786,707	10,765,390	15,308,759	16,114,163	16,376,218	17,021,275
Intergovernmental revenues	35,596,952	34,779,561	36,614,321	36,280,130	33,885,542	36,208,379	33,439,219	35,505,187	39,618,012	35,078,160
Interest income	2,574,149	3,398,722	3,429,535	1,330,720	352,173	200,359	115,685	347,466	504,555	149,825
Miscellaneous revenue	4,356,076	3,496,017	2,786,809	4,576,297	4,327,499	4,253,184	3,867,324	3,774,218	3,443,204	4,618,528
Total revenues	102,541,409	109,307,621	109,598,606	114,922,657	123,002,174	127,891,710	129,612,370	133,835,389	138,808,742	136,928,097
Expenditures										
General government	32,364,706	33,791,588	35,618,168	35,309,715	36,992,245	38,983,624	41,335,407	44,497,408	47,347,182	46,757,452
Public safety	42,785,386	46,500,195	49,801,543	51,433,527	54,025,386	53,224,428	53,623,889	55,205,047	56,405,680	53,909,346
Health and welfare	3,279,821	3,787,258	3,634,676	2,446,114	1,657,075	1,622,572	1,700,134	1,708,955	1,795,454	1,839,346
Culture and recreation	47,774	48,967	48,504	64,352	63,253	62,154	62,149	62,201	62,061	62,213
Education	441,865	434,081	461,955	499,453	475,322	475,749	470,654	496,969	458,057	432,407
Roads and highways	10,966,772	10,612,993	10,112,200	11,451,960	10,788,048	10,611,098	9,735,196	10,408,226	12,491,425	11,117,090
Economic Development										10,000,000
Debt service										
Principal	2,720,905	2,689,542	2,676,156	2,940,055	6,156,191	8,881,915	8,648,285	8,554,643	8,448,294	6,942,960
Interest	1,104,050	1,035,735	938,567	876,563	4,853,176	3,090,527	2,990,434	2,460,784	2,202,253	1,877,799
Bond issuance costs										
Capital outlay	8,879,171	8,334,770	10,437,419	9,476,185	12,447,903	16,018,085	13,592,283	7,821,985	8,631,855	15,968,198
Total expenditures	102,590,450	107,235,129	113,729,188	114,497,925	127,458,599	132,970,152	132,158,431	131,216,199	137,842,261	148,906,812
Excess of revenues over (under) expenditures	(49,041)	2,072,492	(4,130,582)	424,712	(4,456,425)	(5,078,442)	(2,546,061)	2,619,190	966,481	(11,978,715)
Other financing sources (uses)										
Transfers from other funds	1,207,031	2,992,116	1,268,527	1,139,327	829,250	2,187,293	1,279,260	2,129,866	4,724,600	2,488,283
Transfers to other funds	(1,207,031)	(2,992,116)	(1,268,527)	(964,357)	(800,000)	(1,814,229)	(1,179,260)	(1,614,866)	(3,296,800)	(2,859,747)
Bonds issued				61,500,000	-	-	-	-	-	10,000,000
Premiums on bonds				458,083	-	-	-	-	-	221,663
Capital leases		105,156	332,442	-	77,000	-	-	-	210,472	-
Sale of capital assets		79,253	-	42,877	7,828	70,343	66,516	2,006,424	34,452	1,232,807
Total other financing sources (uses)	-	184,409	332,442	62,175,930	114,078	443,407	166,516	2,521,424	1,672,724	11,083,006
Special Items				(44,049,570)	-	-	-	-	-	-
Net change in fund balances	(\$49,041)	\$2,256,901	(\$3,798,140)	\$18,551,072	(\$4,342,347)	(\$4,635,035)	(\$2,379,545)	\$5,140,613	\$2,639,205	(\$895,709)
Debt service as a percentage of noncapital expenditures	4.0%	3.7%	3.4%	3.5%	9.2%	10.2%	9.7%	8.8%	8.1%	6.0%

OKLAHOMA COUNTY, OKLAHOMA
ASSESSED AND ESTIMATED ACTUAL VALUE OF TAXABLE PROPERTY
LAST TEN FISCAL YEARS
(Unaudited)

Fiscal Year Ended June 30		Personal	Public Service	Real Estate	Less: Homestead & Veteran Exemption	Total Taxable Assessed Value	Total Direct Tax Rate	Estimated Fair Market Value
06	(1)	746,717,630	492,680,863	3,295,697,764	132,630,728	4,402,465,529	10.97	36,245,004,802
07	(1)	768,997,958	464,014,119	3,625,312,282	147,052,858	4,711,271,501	10.88	41,963,275,324
08	(1)	795,279,333	400,529,628	3,937,136,936	150,215,255	4,402,465,529	10.36	44,752,175,528
09	(1)	825,796,573	378,859,225	4,231,912,893	152,193,840	4,711,271,501	11.25	44,694,504,267
10	(1)	869,238,323	436,404,632	4,437,891,015	154,362,175	4,982,730,642	12.86	47,190,168,123
11	(1)	852,825,729	437,178,045	4,594,517,965	158,120,796	5,284,374,851	12.34	48,447,517,976
12	(1)	860,053,911	454,657,634	4,725,251,667	160,743,225	5,879,219,987	12.13	49,740,217,771
13	(1)	898,461,848	427,892,429	4,831,887,091	160,571,420	5,997,669,948	12.04	50,873,388,654
14	(1)	976,782,450	340,700,447	5,066,271,299	160,309,389	6,223,444,807	11.94	53,194,556,494
15	(1)	986,613,751	324,447,133	5,301,843,212	160,339,162	6,452,564,934	11.65	55,336,218,569

Total Taxable Assessed Value



(1) The assessed valuation of real estate is approximately 11%; and the valuation rates for personal property and for utility assets are approximately 14% and 22.85%, respectively.

(2) The assessed valuation of real estate is approximately 11%; and the valuation rates for personal property and for utility assets are approximately 15% and 22.85%, respectively.

Source: Assessed Valuations and Rates Oklahoma County Assessor

**OKLAHOMA COUNTY, OKLAHOMA
PROPERTY TAX RATES (per \$1,000 of assessed value)
DIRECT AND OVERLAPPING GOVERNMENTS**

	LAST TEN FISCAL YEARS									
	(Unaudited)			Fiscal Year						
	2015	2014	2013	2012	2011	2010	2009	2008	2007	2006
County Direct Rates										
General Fund	10.35	10.35	10.35	10.35	10.35	10.35	10.35	10.35	10.35	10.35
Sinking Fund	1.30	1.59	1.69	1.78	1.99	2.51	0.90	0.01	0.53	0.62
Total Direct Rates	11.65	11.94	12.04	12.13	12.34	12.86	11.25	10.36	10.88	10.97
Overlapping Rates-County Wide										
County Wide 4-Mill School Levy	4.14	4.14	4.14	4.14	4.14	4.14	4.14	4.14	4.14	4.14
City-County Health Dept	2.59	2.59	2.59	2.59	2.59	2.59	2.59	2.59	2.59	2.59
Metro Library Commission	5.20	5.20	5.20	5.20	5.20	5.20	5.20	5.20	5.20	5.20
Total County-Wide Overlapping Rates	11.93	11.93	11.93	11.93	11.93	11.93	11.93	11.93	11.93	11.93
Overlapping Rates-Cities and Towns										
Bethany	0.00	0.00	0.00	0.00	0.00	0.00	0.00	0.00	0.00	0.00
Choctaw	3.13	3.42	3.66	3.57	4.23	5.21	1.80	2.09	2.41	2.56
Del City	6.02	7.52	9.01	1.17	9.90	9.21	10.48	8.69	10.08	10.06
Edmond	0.00	0.00	0.00	0.00	0.00	0.00	0.00	0.14	0.18	0.20
Harrah	0.00	0.00	0.00	0.00	0.00	3.07	3.28	5.94	0.00	0.00
Midwest City	5.44	5.78	6.09	6.62	6.81	7.24	7.29	8.32	9.25	8.79
Nichols Hills	26.27	23.70	26.09	29.37	26.54	26.99	23.81	26.97	30.75	30.80
Nicoma Park	0.00	0.00	0.00	0.00	0.00	0.20	1.08	6.60	5.96	5.20
Oklahoma City	15.45	15.99	16.00	15.98	15.91	14.77	14.97	15.95	14.48	12.53
Spencer	0.00	0.00	0.00	0.00	0.00	0.00	0.00	0.00	0.00	4.16
Warr Acres	0.00	0.00	0.00	0.00	0.00	0.00	0.00	0.00	0.63	1.47
Overlapping Rates-School Districts										
Oklahoma City 89	59.36	60.39	59.29	62.09	58.70	58.43	52.48	56.73	57.07	58.02
Putnam City 1	62.12	62.99	61.64	62.43	61.20	61.52	60.72	56.90	55.96	55.14
Luther 3	56.48	55.44	53.49	53.51	55.45	55.46	56.19	57.55	44.08	44.58
Choctaw 4	76.18	76.19	72.49	70.22	69.41	68.50	66.66	63.11	62.60	62.33
Deer Creek 6	77.31	75.84	78.68	78.09	74.52	77.67	76.08	73.05	74.19	75.92
Harrah 7	62.76	51.04	63.60	61.01	59.99	61.11	57.60	58.56	56.07	57.08
Jones 9	72.56	67.69	67.98	63.42	65.26	60.50	64.30	52.11	58.15	59.90
Edmond 12	66.30	66.25	66.47	66.28	66.96	66.66	66.23	66.35	65.86	65.95
Oakdale 29	62.78	67.41	65.24	66.41	68.42	67.22	59.52	61.52	59.96	60.07
Millwood 37	54.70	55.19	55.41	56.98	56.80	58.81	59.55	55.18	57.54	56.79
Western Heights 41	63.56	64.17	60.07	62.28	61.57	63.53	57.92	60.48	59.52	59.98
Midwest City 52	70.32	64.96	66.55	64.64	65.60	65.83	65.05	64.31	62.79	59.96
Crooked Oak 53	75.87	62.61	64.28	65.84	65.10	67.40	57.90	64.17	65.37	66.73
Crutcho 74	59.02	59.95	63.87	62.01	64.02	46.96	48.18	48.14	47.56	48.60
Bethany 88	78.68	76.97	75.57	75.49	74.68	73.22	67.58	70.24	73.77	76.42
Overlapping Rates-Vo-Tech Schools										
Rose State College	20.33	17.02	17.10	17.18	17.32	17.40	17.30	17.67	18.29	16.35
Okla City Comm College	5.08	5.08	5.08	5.08	5.08	5.08	5.08	5.08	5.08	5.08
Francis Tuttle Career Tech 21	15.69	15.69	15.69	15.69	15.69	15.69	15.69	15.69	15.69	15.69
Metro Tech Career Tech 22	15.45	15.45	15.45	15.45	15.45	15.45	15.45	15.45	15.45	15.45
Eastern Ok Co Area C T 23	16.11	16.15	16.15	16.16	16.20	16.09	16.24	16.30	16.41	16.43
Canadian 22 - Piedmont	68.01	75.05	77.12	74.68	73.15	73.98	74.51	75.48	70.72	62.26
Canadian 69 - Mustang	70.23	67.76	66.71	66.53	66.66	67.93	68.42	68.26	68.80	60.04
Canadian Career Tech 6	16.56	15.72	15.72	15.72	15.72	15.72	15.72	15.72	15.72	15.72
Cleveland 2 - Moore	67.02	69.69	66.53	64.96	66.54	68.16	67.41	68.49	60.82	61.13
Cleveland Career Tech 17	15.57	15.58	14.58	14.58	14.58	14.58	14.58	14.58	14.58	14.58
Pottawatomie 1 - McCloud	55.73	51.52	52.13	74.74	48.48	52.75	50.93	50.62	51.56	52.50
Pottawatomie Career Tech 5	15.47	15.47	15.47	15.47	15.47	15.47	15.47	15.47	15.47	15.47

Source: Certified Levies-Oklahoma County Clerk's office

**OKLAHOMA COUNTY, OKLAHOMA
PRINCIPAL PROPERTY TAXPAYERS
JUNE 30, 2014 (Unaudited)**

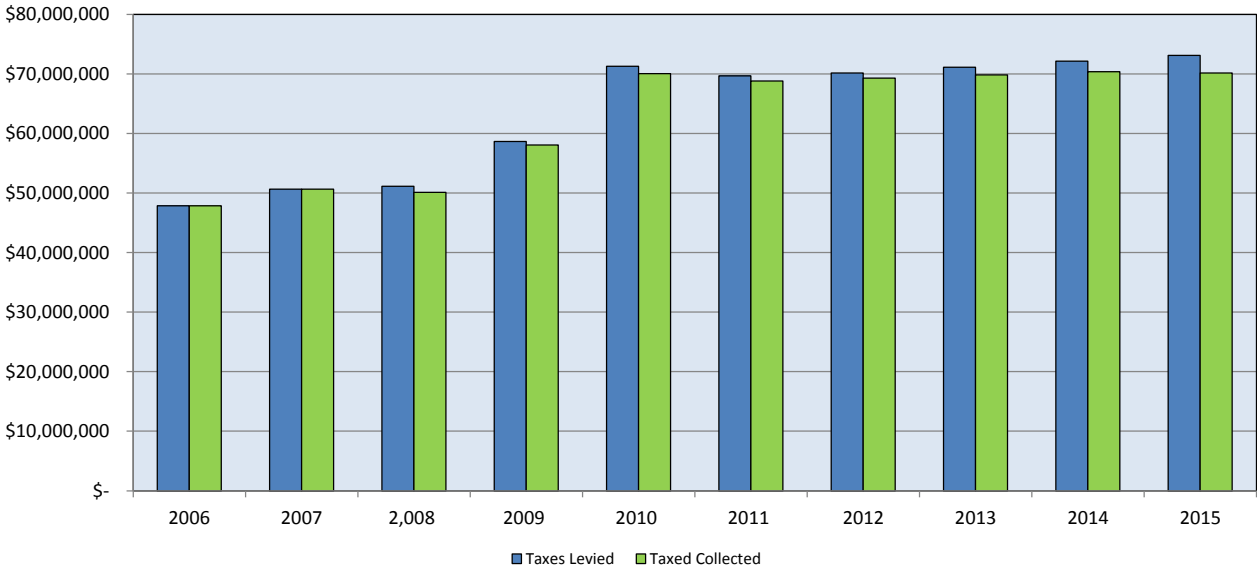
<u>Taxpayer</u>	<u>2015</u>			<u>2006</u>		
	<u>Taxable Assessed Value</u>	<u>Rank</u>	<u>Percentage of Total Taxable Assessed Value</u>	<u>Taxable Assessed Value</u>	<u>Rank</u>	<u>Percentage of Total Taxable Assessed Value</u>
Oklahoma Gas & Electric Company	\$189,164,779	1	2.79%	\$114,375,906	2	2.60%
Devon Headquarters LLC	\$76,813,080	2	1.13%			
Hobby Lobby Stores Inc.	40,655,940	3	0.60%			
Oklahoma Natural Gas	29,064,746	4	0.43%	30,637,466	5	0.70%
Southwestern Bell	22,916,650	5	\$0.00	159,606,495	1	3.63%
Chesapeake Land Company LLC.	21,437,096	6	0.32%			
Quad Graphics Inc.	22,529,014	7	0.33%			
Cox Com Inc	13,972,260	8	0.21%			
Penn Square LLC	12,546,970	9	0.18%			
OU Medical Center 33608	11,974,805	10	0.18%			
Redbud Energy				57,600,080	3	1.31%
General Motors Corporation				54,641,874	4	1.24%
Cingular Wireless LLC.				26,920,494	6	0.61%
Cox Oklahoma Telecom LLC				26,094,319	7	0.59%
Spring Spectrum L. P.				10,661,789	8	0.24%
Alltel LLC				10,603,033	9	0.24%
Cox Communications Ok City Inc.				10,424,025	10	0.24%
	<u>\$441,075,340</u>		<u>6.50%</u>	<u>\$501,565,481</u>		<u>11.39%</u>

Source: Oklahoma County Assessor

OKLAHOMA COUNTY, OKLAHOMA
PROPERTY TAX LEVIES AND COLLECTIONS
LAST TEN FISCAL YEARS
(unaudited)

Fiscal Year Ended June 30	Total Tax Levy for Fiscal Year	Collected within the Fiscal Year of the Levy		Collections in Subsequent Years	Total Collections to Date	
		Amount	Percentage of Levy		Amount	Percentage of Levy
2006	47,869,749	43,372,649	90.6%	4,497,100	47,869,749	99.9%
2007	50,679,386	46,489,646	91.7%	4,188,273	50,677,920	99.7%
2008	51,110,593	48,540,135	95.0%	1,555,321	50,095,456	98.0%
2009	58,682,431	56,261,016	95.9%	1,798,474	58,059,490	98.9%
2010	71,280,294	67,529,574	94.7%	2,549,596	70,079,170	98.3%
2011	69,667,491	66,347,246	95.2%	2,468,425	68,815,671	98.8%
2012	70,164,050	67,640,989	96.4%	1,675,988	69,316,977	98.8%
2013	71,137,529	68,580,470	96.4%	1,285,118	69,865,587	98.2%
2014	72,171,880	69,295,235	96.0%	1,103,170	70,398,405	97.5%
2015	73,099,520	70,140,433	96.0%	n/a	70,140,433	96.0%

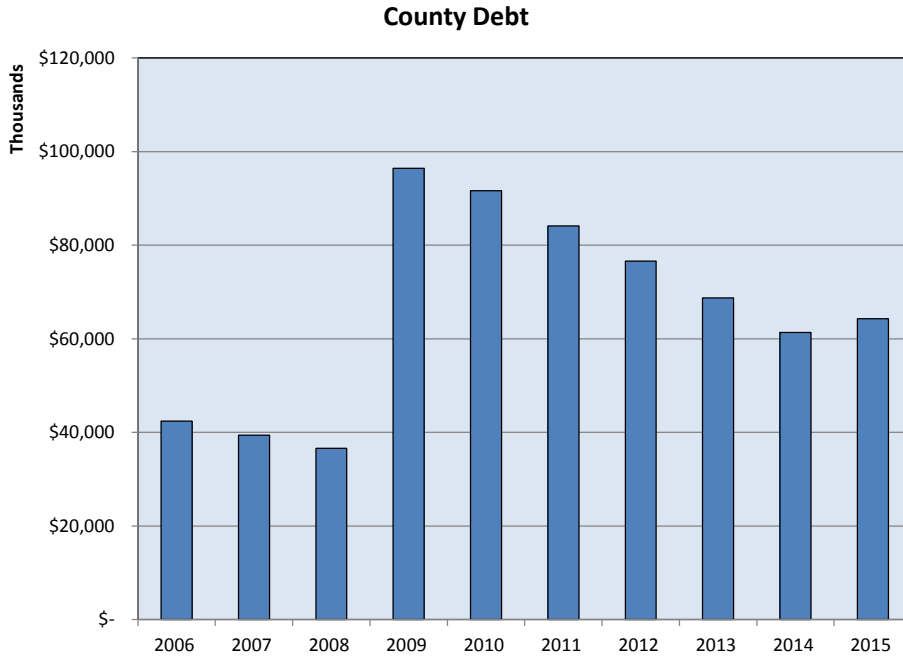
Property Tax Levies and Collections
General and Sinking Fund



¹ This schedule is prepared on a cash basis and is, therefore, not necessarily comparable to GAAP-basis financial statements.

OKLAHOMA COUNTY, OKLAHOMA
RATIOS OF OUTSTANDING DEBT BY TYPE
LAST TEN FISCAL YEARS
(Unaudited)

Fiscal Year Ended June 30	Governmental Activities		Business-Type Activities	Total Primary Government	Percentage of Personal Income ¹	Per Capita
	General Obligation Bonds	Capital Leases	Capital Leases			
2006	\$ 16,940,000	\$ 6,127,449	\$ 19,355,000	\$ 42,422,449	0.17%	\$63
2007	15,410,000	5,453,746	18,555,000	39,418,746	0.16%	\$58
2008	13,880,000	5,019,338	17,730,000	36,629,338	0.15%	\$54
2009	75,380,000	4,124,376	16,890,000	96,394,376	0.40%	\$146
2010	72,320,000	3,318,090	16,020,000	91,658,090	0.37%	\$136
2011	66,400,000	2,608,747	15,125,000	84,133,747	0.35%	\$129
2012	60,535,000	1,831,435	14,250,000	76,616,435	0.30%	\$110
2013	54,560,000	1,080,571	13,095,000	68,735,571	0.27%	\$99
2014	48,605,000	797,297	11,935,000	61,337,297	0.18%	\$81
2015	52,675,000	281,658	11,320,000	64,276,658	0.19%	\$85



Note: Details regarding the County's outstanding debt can be found in the notes to the financial statements.
¹ See the Schedule of Demographic and Economic Statistics for personal income and population data.

OKLAHOMA COUNTY
RATIO OF GENERAL BONDED DEBT OUTSTANDING
LAST TEN FISCAL YEARS
(Unaudited)

Fiscal Year	General Obligation Bonds	Less: Amounts Available in Debt Service Fund	Total	Percentage of Estimated Actual Taxable Value¹ of Property	Per Capita
2006	16,940,000	1,558,113	15,381,887	0.33%	\$22
2007	15,410,000	3,690,812	11,719,188	0.22%	\$17
2008	13,880,000	1,411,133	12,468,867	0.24%	\$18
2009	75,380,000	3,703,171	71,676,829	1.28%	\$101
2010	72,320,000	7,126,015	65,193,985	1.17%	\$92
2011	66,400,000	7,579,651	58,820,349	1.05%	\$83
2012	60,535,000	7,097,555	53,437,446	0.96%	\$76
2013	54,560,000	6,538,041	48,021,959	0.80%	\$68
2014	48,605,000	5,931,192	42,673,808	0.69%	\$57
2015	52,675,000	5,877,462	46,797,538	0.73%	\$62

Note: Details regarding the county's outstanding debt can be found in the notes to the financial statements.

¹See the Schedule of Assessed Value and Estimated Actual Value of Taxable Property on page 102 for property value data.

²Population data can be found in the Schedule of Demographic and Economic Statistics on page 111.

OKLAHOMA COUNTY, OKLAHOMA
DIRECT AND OVERLAPPING GOVERNMENTAL ACTIVITIES DEBT
JUNE 30, 2015
(Unaudited)

	Debt Outstanding	Percent Applicable to Oklahoma County	Amount Applicable to Oklahoma County
Oklahoma County	\$52,956,658	100.0%	\$52,956,658
<u>Overlapping Districts</u>			
CITIES			
Choctaw	880,000	100.0%	880,000
Del City	5,160,000	100.0%	5,160,000
Midwest City	4,100,000	100.0%	4,100,000
Nichols Hills	26,555,000	100.0%	26,555,000
Oklahoma City	707,315,000	82.0%	579,927,569
SCHOOL DISTRICTS			
Oklahoma City	194,860,000	100.00%	194,860,000
Putnam City	70,250,000	100.0%	70,250,000
Luther	1,980,000	91.8%	1,817,838
Choctaw-Nicoma Park	21,245,000	100.0%	21,245,000
Deer Creek	29,100,000	91.7%	26,673,060
Harrah	4,600,000	89.0%	4,095,380
Jones	2,085,000	100.0%	2,085,000
Edmond	142,865,000	95.8%	136,850,384
Oakdale	6,235,000	100.0%	6,235,000
Millwood	3,930,000	100.0%	3,930,000
Western Heights	17,935,000	100.0%	17,935,000
Midwest City-Del City	45,210,000	97.3%	43,980,288
Crooked Oak	4,480,000	100.0%	4,480,000
Crutch	1,140,000	100.0%	1,140,000
Bethany	1,015,000	100.0%	1,015,000
Eastern Oklahoma County Votech #23	200,000	95.4%	190,780
Rose State College	21,980,000	97.8%	21,494,242
Piedmont (Canadian County)*	11,410,000	23.8%	2,715,580
Mustang (Canadian County)*	42,310,000	3.8%	1,607,780
Canadian Valley VT 6 (Canadian County)*	12,000,000	0.4%	49,200
Moore (Cleveland County)	74,090,000	8.2%	6,097,607
McCloud (Pottawatomie County)	1,725,000	18.8%	324,473
Subtotal Overlapping Districts	1,454,655,000	81.5%	1,185,694,180
TOTAL	\$1,507,611,658		\$1,238,650,838

Source: Estimate of Needs from each City, School, or Joint School District

(continued)

OKLAHOMA COUNTY, OKLAHOMA
DIRECT AND OVERLAPPING GOVERNMENTAL ACTIVITIES DEBT
JUNE 30, 2015
(Unaudited)

Governmental Unit	Debt Outstanding	Estimated Percentage Applicable¹	Estimated Share of Overlapping Debt
Overlapping debt repaid with property taxes: County	\$1,454,655,000	81.5%	\$1,185,694,180
Oklahoma County direct debt	\$52,956,658	100.0%	<u>52,956,658</u>
Total direct and overlapping debt			<u><u>\$1,238,650,838</u></u>

Sources: Assessed value data used to estimate applicable percentages provided by the County Board of Equalization and Assessment. Debt outstanding data provided by the county.

Note: Overlapping governments are those that coincide, at least in part, with the geographic boundaries of the county. This schedule estimates the portion of the outstanding debt of those overlapping governments that is borne by the residents and businesses of Oklahoma County. This process recognizes that, when considering the government's ability to issue and repay long-term debt, the entire debt burden borne by the residents and businesses should be taken into account. However, this does not imply that every taxpayer is a resident, and therefore responsible for repaying the debt, over each overlapping government.

The Oklahoma County direct debt consists of \$52,675,000 in outstanding bonds and \$281,658 in capital leases.

¹The percentage of overlapping debt applicable is estimated using taxable assessed property values. Applicable percentages were estimated by determining the portion of the county's taxable assessed value that is within the government's boundaries and dividing it by the county's total taxable assessed value.

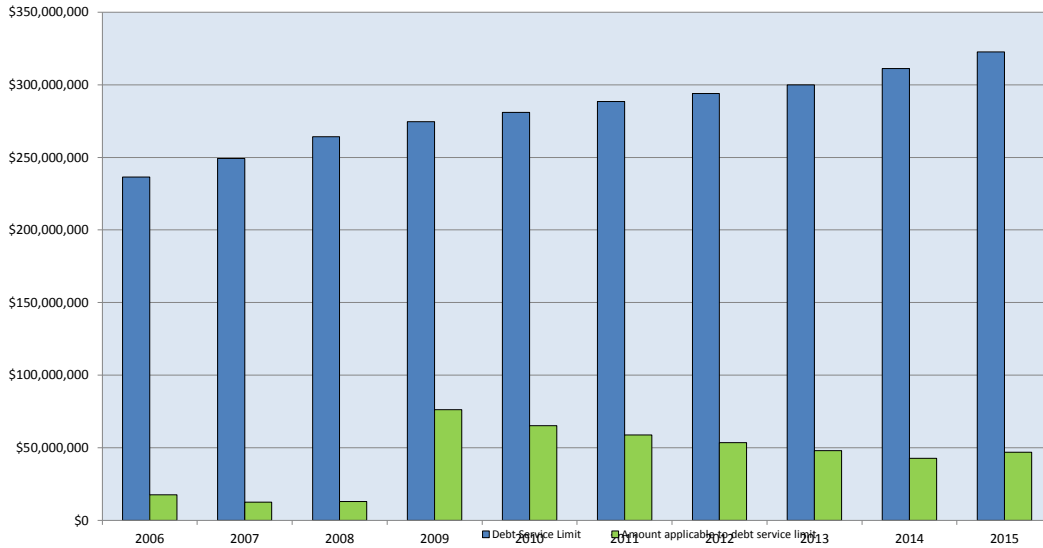
**OKLAHOMA COUNTY
LEGAL DEBT MARGIN INFORMATION
LAST TEN FISCAL YEARS
(Unaudited)**

	2006	2007	2008	2009	2010	2011	2012	2013	2014	2015
Debt limit	\$236,389,427	\$249,136,532	\$264,218,743	\$274,552,566	\$281,035,596	\$288,354,786	\$293,873,234	\$299,883,497	311,172,240	322,628,247
Total net debt applicable to limit	17,550,618	12,452,671	12,954,377	76,106,248	65,193,985	58,820,349	53,437,445	48,021,959	42,673,808	46,797,538
Legal debt margin	\$218,838,809	\$236,683,861	\$251,264,366	\$198,446,318	\$215,841,611	\$218,838,809	\$240,435,789	\$251,861,538	268,498,432	275,830,709
Total net debt applicable to the limit as a percentage of debt limit	7.42%	5.00%	4.90%	27.72%	23.20%	20.40%	18.18%	16.01%	13.71%	14.51%

Legal Debt Margin Calculation for Fiscal Year 2015

Assessed value	\$6,612,904,096
Less: exempt real property	(160,339,162)
Total assessed value	\$6,452,564,934
Debt limit (5% of total assessed value)	322,628,247
Debt applicable to limit:	
General obligation bonds	52,675,000
Less: Amount available in Debt Service fund	(5,877,462)
Total net debt applicable to limit	46,797,538
Legal debt margin	\$275,830,709

Legal Debt Limit



Note: Under state finance law, Oklahoma County's outstanding general obligation debt should not exceed 5% of total assessed property value. By law, the general obligation debt subject to the limitation may be offset by amounts set aside for repaying general obligation bonds.

**OKLAHOMA COUNTY
DEMOGRAPHIC AND ECONOMIC STATISTICS
LAST TEN FISCAL YEARS
(Unaudited)**

Calendar Year	Population ¹	Personal Income	Per Capita		Median Age ³	Education Level in Years of Formal Schooling ^{4,5}		School Enrollment ⁵	Unemployment Rate ⁶
			Personal Income ²	Income ²		Schooling ^{4,5}	Rate ⁶		
2004	679,498	\$ 22,409,844,040	\$ 32,980	\$ 34.3	83.4%	83.4%	108,184	4.5%	
2005	687,578	\$ 23,781,260,286	\$ 34,587	34.6	84.5%	84.5%	109,256	4.4%	
2006	693,567	\$ 25,190,353,440	\$ 36,320	34.2	83.5%	83.5%	110,633	3.8%	
2007	691,266	\$ 24,334,636,998	\$ 35,203	34.3	83.5%	83.5%	104,264	4.8%	
2008	701,807	\$ 27,354,331,439	\$ 38,977	34.9	83.4%	83.4%	104,786	4.6%	
2009	706,617	\$ 30,995,048,088	\$ 43,864	35.0	86.5%	86.5%	106,880	5.8%	
2010	716,704	\$ 29,478,752,224	\$ 41,131	33.8	85.3%	85.3%	109,332	6.7%	
2011	718,633	\$ 30,083,414,646	\$ 41,862	33.9	85.3%	85.3%	111,637	5.5%	
2012	732,371	\$ 31,413,589,303	\$ 42,893	34.8	85.4%	85.4%	114,545	5.0%	
2013	741,781	\$ 33,440,971,042	\$ 45,082	34.3	85.9%	85.9%	118,030	5.4%	
2014	755,245	\$ 34,047,955,090	\$ 45,082	34.3	85.9%	85.9%	120,803	5.4%	
2015	766,215	\$ 35,693,359,560	\$ 46,584	34.2	86.1%	86.1%	120,049	4.1%	

Data Sources

¹Bureau of the Census/County Regional Planning Commission

²U. S. Census Bureau

³U. S. Census Bureau

⁴This column shows the percentage of the County population 25 years and older who are high school graduates or higher.

⁵Data provided by State Department of Education.

⁶Bureau of Labor Statistics.

Note: Population, median age, and education level information are based on surveys conducted during the last qtr of the calendar yr.

Personal income information is a total for the year. Unemployment rate information is an adjusted yearly average.

School enrollment is based on the census at the start of the school year.

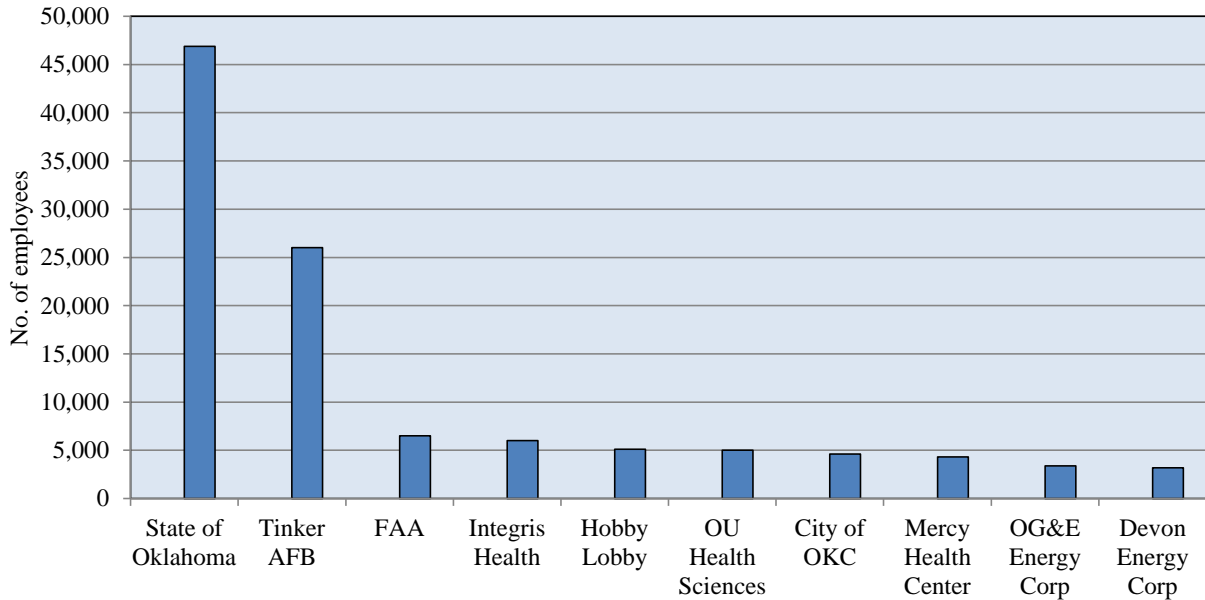
**OKLAHOMA COUNTY
PRINCIPAL EMPLOYERS
CURRENT YEAR AND TEN YEARS AGO
(Unaudited)**

<u>Employer</u>	<u>2015</u>			<u>2006</u>		
	<u>Employees</u>	<u>Rank</u>	<u>% of Total County Employment¹</u>	<u>Employees</u>	<u>Rank</u>	<u>% of Total County Employment²</u>
State of Oklahoma	46,900	1	7.27%			
Tinker AFB	26,000	2	4.03%	23,000	1	5.48%
FAA	6,500	3	1.01%	3,000	7	0.71%
Integrus Health	6,000	4	0.93%	5,600	2	1.33%
Hobby Lobby	5,100	5	0.79%			
OU Health Sciences	5,000	6	0.78%	3,300	6	0.79%
City of OKC	4,600	7	0.71%	5,000	3	1.19%
Mercy Health Center	4,300	8	0.67%			
OG&E Energy Corp	3,400	9	0.53%	2,800	9	0.67%
Devon Energy Corp	3,200	10	0.50%			
OKC School Dist				4,800	4	1.14%
Hertz Corp				3,400	5	0.81%
A T & T				2,900	8	0.69%
SSM Healthcare				2,750	10	0.65%

¹(644,783) per State Department of Commerce

²(420,003) per State Department of Commerce

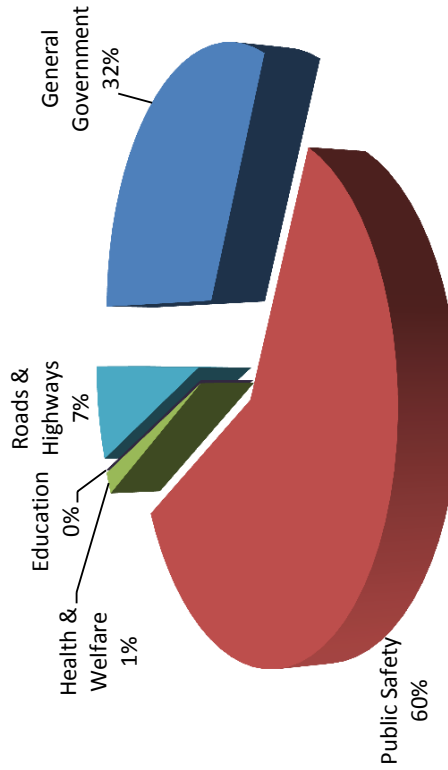
**Principal Employer
2015**



**OKLAHOMA COUNTY
FULL-TIME EQUIVALENT COUNTY GOVERNMENT EMPLOYEES BY FUNCTION
LAST TEN FISCAL YEARS
(Unaudited)**

	As of June 30,									
	2006	2007	2008	2009	2010	2011	2012	2013	2014	2015
Function										
General Government	573	546	556	539	508	502	508	489	415	473
Public Safety	936	982	1,015	1,020	962	975	1,006	960	904	882
Health & Welfare	76	80	55	22	23	24	23	23	24	23
Education	1	1	1	1	1	1	1	1	1	0
Roads & Highways	130	125	113	121	118	106	111	106	103	99
Total	1,716	1,734	1,740	1,703	1,612	1,608	1,649	1,579	1,447	1,477

**Full-time Equivalent County Employees by Function
FY 2014-2015**



Source: Oklahoma County Clerk Payroll Department

**OKLAHOMA COUNTY
OPERATING INDICATORS BY FUNCTION
LAST TEN FISCAL YEARS
(Unaudited)**

Function	05/06	06/07	07/08	08/09	09/10	10/11	11/12	12/13	13/14	14/15
Public Safety										
Sheriff										
Inmates Booked/Released	88,898	85,831	89,349	76,337	75,509	82,026	72,143	82,887	84,467	80,661
Dispatch - Total calls for all agencies	63,237	66,121	63,856	82,317	80,615	271,607	335,832	82,055	84,493	65,694
Civil process served	14,885	11,598	11,509	10,568	11,963	11,476	10,387	10,754	11,734	12,139
Patrol - Calls for service	17,320	18,898	20,789	37,890	31,624	8,504	9,592	5,628	7,575	7,152
Patrol - Miles	967,418	1,046,647	935,191	886,983	915,152	859,510	1,044,838	793,776	918,261	933,540
Warrants/Records Cleared	16,334	17,785	17,693	20,118	18,149	30,138	37,649	42,163	44,180	52,941
Juvenile Bureau										
Clients referred to probation	464	500	546	301	395	384	361	304	349	289
Juveniles referred to intake	1,910	1,698	1,616	1,577	1,800	2,632	1,882	1,050	1,185	986
Probations closed successfully	322	358	284	123	200	220	129	129	57	26
Admissions to Detention	1,700	1,731	1,760	1,189	1,600	1,525	990	1,184	1,111	815
Average daily population	78	82	74	68	68	63	66	69	49	53
Conditional Bond										
Clients interviewed	1,098	1,098	2,954	3,129	2,998	2,742	2,896	4,055	3,736	2,938
Clients released	303	303	599	497	466	415	403	562	560	330
OR Bond										
Clients interviewed	7,067	7,067	8,858	8,598	8,778	8,530	10,911	12,399	11,657	9,567
Clients released	1,391	1,391	1,086	1,380	1,188	956	853	819	1,029	801
Community Service										
New cases worked	2,554	3,558	2,924	6,558	2,335	2,484	2,606	2,600	2,573	2,337
Health & Welfare										
Social Services										
Prescriptions filled	11,090	12,008	11,009	16,608	16,608	16,714	18,914	20,732	17,531	13,637
Burial/Cremations provided	222	192	168	163	121	132	133	197	192	113
Culture & Recreation										
Free Fair										
County Fair & Livestock Show	10,000	10,000	14,000	14,000	13,000	14,000	13,500	11,000	11,000	12,000
Education										
OSU Extension										
Master Gardener Contacts	50,000	60,000	50,000	55,000	67,000	75,000	83,000	82,000	82,000	84,000
Horticulture Contacts	2,500	2,500	5,000	5,000	5,000	5,500	6,800	4,432	4,432	9,720
Family & Consumer Sciences Contacts	2,000	3,000	3,000	3,500	4,200	4,500	5,300	3,200	3,200	11,422
4H Contacts	12,000	20,000	21,000	21,000	22,000	22,000	23,000	31,800	31,800	19,438
Soil Samples & other tests	900	1,350	1,500	1,500	1,699	1,800	1,950	1,684	1,684	1,521
Road & Highway										
Dist. 1										
Number of road miles constructed or rehabilitat	22	24	14	14	15	15	16	8	8	5
Number of bridges replaced or rehabilitated	5	3	5	4	4	5	4	3	4	-
Dist. 2										
Number of road miles constructed or rehabilitat	38	20	23	6	20	23	16	15	-	2
Number of bridges replaced or rehabilitated	1	5	6	0	0	0	3	4	5	5
Dist. 3										
Number of road miles constructed or rehabilitat	17	17	13	9	11	11	15	4	3	0.5
Number of bridges replaced or rehabilitated	0	1	0	2	1	1	2	2	2	2

Source: Oklahoma County Individual Departments

Data available for nine years and will ultimately include ten years.

OKLAHOMA COUNTY
CAPITAL ASSET STATISTICS BY FUNCTION
LAST TEN FISCAL YEARS
(Unaudited)

	05/06	06/07	07/08	08/09	09/10	10/11	11/12	12/13	13/14	14/15
Public Safety										
Sheriff										
Jail	1	1	1	1	1	1	1	1	1	1
Training Center	1	1	1	1	1	1	1	1	1	1
Sub-Station	1	1	1	1	1	1	1	1	1	1
Fleet-Patrol Units	231	223	263	172	180	187	216	217	232	240
Emergency Management Vehicles	38	42	50	43	39	37	36	36	36	38
Juvenile Bureau Vehicles	15	16	12	17	18	20	18	19	17	17
Health & Welfare										
Social Services Vehicles	4	4	2	2	1	2	2	2	2	2
Road & Highway										
Heavy Equipment	202	214	229	227	214	205	198	202	194	191
Other vehicles	73	75	81	78	86	89	124	115	113	3
County shops	3	3	3	3	3	3	3	3	3	3
Road miles (based on calendar year)	2006 590	2007 591	2008 594	2009 596	2010 596	2011 596	2012 598	2013 549	2014 549	2015 549

Source: Oklahoma County Oracle Inventory Program