



FY 2022-2023
Annual Adopted Budget
Oklahoma County, Oklahoma



Carrie Blumert
D1 Commissioner



Kevin Calvey
D3 Commissioner



Butch Freeman
County Treasurer



David B. Hooten
County Clerk



Tommie Johnson
County Sheriff



Brian Maughan
D2 Commissioner



Larry Stein
County Assessor



Rick Warren
Court Clerk

**OKLAHOMA COUNTY
ADOPTED BUDGET
FY 2022-2023
TABLE OF CONTENTS**

Elected Officials and Board Members	1
Excise Board Members and District Attorney	2
Transmittal Letter.....	3
Adoption of Budget.....	5
Certification of Excise Board	6
Affidavit of Publication	7
Notice of Public Hearing	9
Summary Schedules:	
Budget Summary	11
Fund Schedules:	
General Fund.....	12
Special Revenue Funds.....	26
Capital Projects Funds	56
Debt Service.....	68
Internal Service Funds	72
Departmental Summaries	
Elected Officials.....	77
BOCC Departments	93
Appendix	
Fund Listings.....	126
Department Listings	127
Vehicles by Department	128

Oklahoma County Elected Officials



**Carrie Blumert,
Commissioner District 1**



**Brian Maughan,
Commissioner District 2**



**Kevin Calvey,
Commissioner District 3**



**David B. Hooten,
County Clerk**



**Forrest "Butch" Freeman,
County Treasurer**



**Larry Stein,
County Assessor**



**Rick Warren,
Court Clerk**



**Tommie Johnson III,
County Sheriff**

Oklahoma County Excise Board Members



Randel Shadid, Chairman



Patrick Crawley, Vice-Chairman



Eleanor Thompson, Member

The Excise Board is responsible for examination and final approval of the County budget. The Board is comprised of three members one appointed by each of the following: Oklahoma Tax Commission, Board of County Commissioners, and the District Judges.



David Prater, District Attorney

Budget Evaluation Team

The County Elected Officials established a team of finance and management staff to assist in evaluation of the budget requests and budget process improvements. Special thanks to the following individuals who served on this team:

- Cody Compton, Commissioner's Office, District 1
- Christie Tretheway Miller, County Treasurer's Office
- Danny Lambert, County Clerk's Office
- Brandon Holmes, County Sheriff's Office
- Amy Laurent, County Court Clerk's Office
- Mike Morrison, County Assessor's Office
- Brandi Mertens, Commissioner's Office, District 2
- Myles Davidson, Commissioner's Office, District 3



DAVID B. HOOTEN

OKLAHOMA COUNTY CLERK

TO THE CITIZENS OF OKLAHOMA COUNTY, OKLAHOMA

June 9, 2022

The Budget Board of Oklahoma County met on May 19th to develop the 2022-2023 Budget. The Board received estimates of needs from all County Departments for the fiscal year 2022-2023. The total General Fund budget requests along with estimated transfers out totaled \$132,356,081. Available general fund revenues including budgetary fund balance for the fiscal year 2022-2023 were estimated at \$111,697,440.

After much deliberation, the Board reduced requests to available revenues and proposed a balanced budget for public hearing on June 9, 2022. The final Budget was adopted on May 19, 2022.

The Board's commitment to fiscal responsibility by appropriating tax dollars prudently without requesting new sources of income from the taxpayers is commendable.

Oklahoma County follows the guidelines of the County Budget Act as set out in Title 19, Section 1410 of Oklahoma Statutes in developing and approving a balanced budget:

§ 1410. Fund Budgets required - Format - Contents

A. At least thirty (30) days prior to the beginning of each fiscal year, a budget for each fund of the county for which a budget is required shall be completed by the county budget board. Each budget shall provide a complete financial plan for the budget year. The budget format shall be as prescribed by the State Auditor and Inspector. The format shall contain at least the following in tabular form for each fund, itemized by department and account within each fund:

1. Actual revenues and expenditures for the immediate prior fiscal year;
2. Estimated actual revenues and expenditures for the current fiscal year; and
3. Estimated revenues and proposed expenditures for the budget year.

The Board has made every effort to comply with the purpose of the Budget Act which is:

1. Establish uniform and sound fiscal procedures for the preparation, adoption, execution and control of budgets;
2. Enable counties to make financial plans for both current and capital expenditures and to ensure that their executive staffs administer their respective functions in accordance with adopted budgets;



DAVID B. HOOTEN

OKLAHOMA COUNTY CLERK

3. Make available to the public and investors sufficient information as to the financial conditions, requirements and expectations of the county government;
4. Assist county governments to improve and implement generally accepted accounting principles as applied to governmental accounting, auditing, and financial reporting and standards of governmental finance management.

The Budget Board plan as presented herein is an estimate and cannot be finalized because it is not possible to know with certainty the operating reserve or actual income before June 30th of any fiscal year. These estimates will be adjusted and presented for final approval at the same time the ad valorem levies for the general fund and debt service fund are presented for Excise Board approval. Depending on revised figures, budgets may be increased or decreased in September.

The Chairman of the Board would like to thank every member of the Budget Board for their dedication to fiscal responsibility and cooperation in the meetings, leading to a balanced budget.

Very truly yours,

A handwritten signature in black ink that reads "Brian Maughan".

Brian Maughan, Chairman
Oklahoma County Budget Board

A handwritten signature in black ink that reads "Forrest 'Butch' Freeman".

Forrest "Butch" Freeman,
Vice-Chairman
Oklahoma County Budget Board

ATTEST:

A handwritten signature in blue ink that reads "David B. Hooten".

David B. Hooten, Secretary
Oklahoma County Budget Board



ADOPTION OF COUNTY BUDGET

STATE OF OKLAHOMA, COUNTY OF OKLAHOMA

We, the members of the Budget Board of said County and State, do hereby certify that we have adopted the Oklahoma County Budget as is herewith presented this 9th day of June, 2022. Please be aware that the budget plan as presented herein is an estimate and cannot be finalized because it is not possible to know with certainty the operating reserve or actual income before June 30th of any fiscal year. These estimates will be adjusted and presented for final approval at the same time the ad valorem levies for the general fund and debt service fund are presented to this Board for approval. Depending on revised figures, budgets may be increased or decreased. Final approval on this Budget will be done by this Board in September.

OKLAHOMA COUNTY BUDGET BOARD


BRIAN MAUGHAN
CHAIRMAN


FORREST "BUTCH" FREEMAN
VICE-CHAIRMAN

ATTEST:


DAVID B. HOOTEN, SECRETARY TO
OKLAHOMA COUNTY BUDGET BOARD



CERTIFICATION OF EXCISE BOARD

STATE OF OKLAHOMA, COUNTY OF OKLAHOMA

We, the undersigned members of the Oklahoma County Excise Board, certify that we have examined the recommended budget of the Oklahoma County Budget Board and do herewith approve said Budgets this 14th day of June, 2022. Please be aware that the Budget plan as presented herein is an estimate and cannot be finalized because it is not possible to know with certainty the operating reserve or actual income by June 30th of any fiscal year. These estimates will be adjusted and presented for final approval at the same time the ad valorem levies for the general fund and debt service fund are presented to this Board for approval. Depending on revised figures, budgets may be increased or decreased. Final approval on this Budget will be done by this Board in September.

OKLAHOMA COUNTY EXCISE BOARD

~~ABSENT~~

RANDEL SHADID,
CHAIRMAN

PATRICK CRAWLEY,
VICE-CHAIRMAN

ELEANOR THOMPSON
MEMBER



ATTEST:

DAVID B. HOOTEN, COUNTY CLERK
SECRETARY TO THE BOARD

AFFIDAVIT OF PUBLICATION

STATE OF OKLAHOMA, COUNTY OF OKLAHOMA:

Personally appeared before me, the undersigned notary public, David B. Hooten, County Clerk of Oklahoma County and State aforesaid, who being first duly sworn according to law, deposes and says: that he complied with the law by having the notice of the date, time and place of the public hearing, together with the proposed budget summaries, for the fiscal year 2022-2023 published in one issue of the Journal Record, a legally-qualified newspaper of general circulation in said County; a copy of the proof of publication is herewith attached and made a part hereof.

DAVID B. HOOTEN


OKLAHOMA COUNTY CLERK

Subscribed and sworn to before me this 9th day of June, 2022




Notary Public

My commission expires 7/24/2023.

My commission number 19007420.

This page intentionally left blank

NOTICE OF PUBLIC HEARING

Notice is hereby given that the County Budget Board of Oklahoma County, Oklahoma, will hold a public hearing beginning at 10:00 a.m. on Thursday, June 9, 2022, at the Oklahoma County Office Building, Meeting Room 204, 320 Robert S. Kerr Avenue for the purpose of accepting the following proposed budget.

**OKLAHOMA COUNTY, OKLAHOMA
Fiscal Year 2022-2023 Proposed Budget Summary Revenues**

SOURCE	GOVERNMENTAL FUNDS				PROPRIETARY	Total Proposed Revenues
	General Fund	Special Revenue	Capital Projects	Debt Service	FUNDS Internal Service	
PROPERTY TAX						
Advalorem Tax - Current	79,341,794			6,294,429		85,636,223
Interest and Penalties on Del. Taxes						-
Advalorem Tax - Prior	2,337,812			225,155		2,562,967
Misc. Property Taxes	458,483			68,753		527,235
CHARGES FOR SERVICES						
County Clerk Fees	6,165,364	470,674				6,636,037
County Treasurer Fees	5,201					5,201
Public Records	3,547					3,547
Sheriff's Service Fees		1,808,838				1,808,838
Sheriff's Fees & Reimb						-
Bail Bond Fees		35,367				35,367
Planning Commission Fees		421,485				421,485
Treasurer Mtg Fee		189,149				189,149
Assessor Revolving Fees		15,445				15,445
Court Services Fees		99,611				99,611
Drug Court-User Fees		391,305				391,305
Juvenile Fees		14,009				14,009
Misc Charges	2,774					2,774
INTERGOVERNMENTAL						
FROM STATE						
Motor Vehicle Stamps	328,516					328,516
Motor Vehicle Collections	1,150,552	8,550,532				9,701,084
Court Fund	698,113					698,113
Gas Tax		4,955,258				4,955,258
Fuel Tax		1,964,647				1,964,647
Gross Production		481,296				481,296
Juvenile Detention Services	2,674,307					2,674,307
Election Board Reimb	123,877					123,877
DA Revolving	150,000					150,000
Inmate Boarding Fees-State		-				-
Road Projects-City/State/Federal		2,465,728				2,465,728
Sheriff Grants		810,495				810,495
FROM LOCAL						
Revaluation - Cities & Schools	5,603,208					5,603,208
Inmate Boarding Fees-Cities		-				-
Jail-Other County Reimb		-				-
Offender Fees		44				44
Reimbursements-City		106,180				106,180
FROM FEDERAL:						
Juvenile Grants		191,158				191,158
Emergency Mgmt Grants		99,180				99,180
U.S. Treasury		77,446,103				77,446,103
MISCELLANEOUS:						
UCC/Record Preservation Fees		2,352,452				2,352,452
Resale Property		8,663,211				8,663,211
Commissary Fees		-				-
Drug Court -Mental Health		502,012				502,012
Contributions/Donations		-				-
Public Bldg Authority Admin Overhead/Reimb	84,613					84,613
Criminal Justice Authority Reimb	129,867	1,380,842				1,510,708
Royalty	32,906					32,906
Rental	360					360
Remington Park-Off Track	35,684					35,684
CTCL Grant		-				-
Insurance Premiums/Reimbursements					26,028,459	26,028,459
All Other Miscellaneous	474,425	993,385	1,856,129			3,323,938
INTEREST INCOME	100,000	113,091	4,406	1,786	0	219,283
TOTAL REVENUES	99,901,401	114,521,497	\$ 1,860,535	6,590,123	\$ 26,028,459	248,902,015
OPERATING TRANSFERS IN (OUT)	(4,695,000)	-	60,000	-	3,835,000	(800,000)
BEGINNING FUND BALANCE	11,796,039	108,996,814	8,048,540	5,984,863	1,941,835	136,768,090
TOTAL REVENUES & FUND BALANCE	107,002,440	223,518,311	\$ 9,969,075	12,574,986	\$ 31,805,294	384,870,105

OKLAHOMA COUNTY, OKLAHOMA
Fiscal Year 2022-2023 Proposed Budget Summary Expenditures

	GOVERNMENTAL FUNDS				PROPRIETARY	Total
	General	Special	Capital	Debt	FUNDS	Anticipated
	Fund	Revenue	Projects	Service	Internal Service	Expenditures
GENERAL FUND						
General Government						
General Government	38,710,012					38,710,012
General Reserve	1,857,608					1,857,608
Commissioners	513,842					513,842
Assessor	3,563,218					3,563,218
Assessor Revaluation	6,344,734					6,344,734
Treasurer	1,091,111					1,091,111
Court Clerk	10,759,586					10,759,586
County Clerk	2,725,089					2,725,089
Excise and Equalization	44,957					44,957
County Audit	777,208					777,208
District Attorney - State	150,000					150,000
District Attorney - County	71,898					71,898
Public Defender	65,670					65,670
Purchasing	483,624					483,624
Election Board	1,876,041					1,876,041
Health & Safety/BOCC HR	830,918					830,918
Employee Benefits Department	407,536					407,536
MIS	4,661,794					4,661,794
Facilities Management-Main	2,126,905					2,126,905
Facilities Mgmt - Custodial	313,000					313,000
Court Services	1,047,800					1,047,800
Public Safety						
Sheriff-Detention						
Sheriff-Law Enforcement	13,074,192					13,074,192
Juvenile Justice-Detention	7,471,660					7,471,660
Juvenile Justice-Bureau	2,536,214					2,536,214
Emergency Management	618,659					618,659
Health & Welfare						
Social Services	2,269,811					2,269,811
Economic Development	200,000					200,000
Culture & Recreation						
Free Fair	67,238					67,238
Roads & Highways						
Highway - District 1	596,790					596,790
Highway - District 2	334,823					334,823
Highway - District 3	570,084					570,084
Planning Commission	246,705					246,705
Engineer	593,713					593,713
SPECIAL REVENUE FUNDS						
Highway Cash		19,109,378				19,109,378
CBRI (County Bridge and Road Improvement)		293,567				293,567
Resale Property		5,349,211				5,349,211
Treasurer's Mortgage Fee		197,607				197,607
County Clerk Lien Fee		315,313				315,313
County Clerk UCC Central Filing Fee		897,161				897,161
County Clerk Records Mgmt & Preservation		1,841,069				1,841,069
Sheriff Service Fee		3,572,447				3,572,447
Sheriff Special Revenues		393,480				393,480
Sheriff Grant Funds		387,716				387,716
Assessor Revolving Fee		43,932				43,932
Juvenile Probation Fees		55,000				55,000
Juvenile Work Restitution		1,000				1,000
Juvenile Grant Fund		287,525				287,525
Planning Commission Fund		393,149				393,149
Local Emergency Planning Committee		9,618				9,618
Emergency Management		435,222				435,222
Court Services Fees		190,192				190,192
Community Sentencing						
Drug Court Funds		722,628				722,628
Mental Health Court Funds		138,801				138,801
SHINE Program Fund		269,837				269,837
MIS Special Revenue Fund						
Special Projects Fund-CARES Act						
Emergency Rental Assistance Program						
Election Board - CTCL - Covid 19						
American Rescue Plan 2021		44,271,877				44,271,877
CAPITAL PROJECTS						
Capital Regular			1,916,129			1,916,129
Capital Districts			474,489			474,489
Tinker Clearing I			705,629			705,629
Tinker Clearing II			2,765,039			2,765,039
Jail Facility			7,617			7,617
Sale of Property			-			-
Capital Property-OSU			-			-
County Bond 2008			983,048			983,048
				6,320,791		6,320,791
DEBT SERVICE FUND						
INTERNAL SERVICE FUNDS						
Employee Benefits Fund					29,564,292	29,564,292
Worker's Compensation Fund					565,002	565,002
Self Insurance Fund					89,836	89,836
TOTAL ESTIMATED EXPENDITURES	\$ 107,002,440	\$ 79,175,730	\$ 6,851,951	\$ 6,320,791	\$ 30,219,131	\$ 229,570,043
TOTAL ESTIMATED ENDING FUND BALANCE		144,342,581	3,117,124	6,254,195	1,586,163	155,300,062
TOTAL EXPENDITURES AND FUND BALANCE	\$ 107,002,440	\$ 223,518,311	\$ 9,969,075	\$ 12,574,986	\$ 31,805,294	\$ 384,870,105

Detail of the Budget Summary is on file and available for public review in the County Clerk's office, Room 206, Oklahoma County Office Building.

OKLAHOMA COUNTY BUDGET BOARD

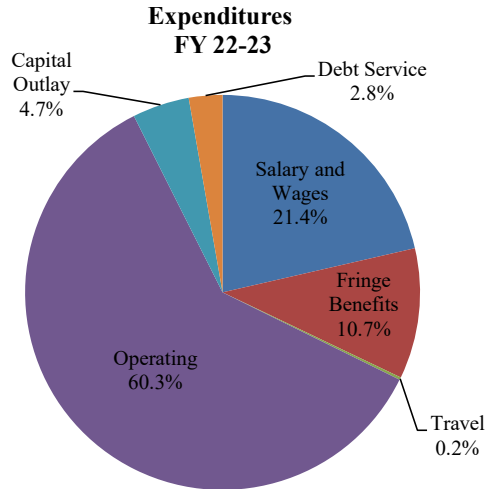
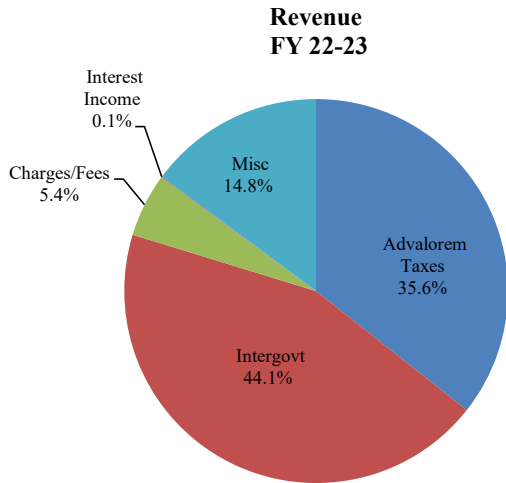
Brian Maughan, Commissioner District 2
 Chairman

Forrest "Butch" Freeman, Treasurer
 Vice-Chairman

David B. Hooten, County Clerk
 Secretary

Oklahoma County Budget Summary
All Funds
FY 2022-23

	Actual FY 2020-21	Estimated Actual FY 2021-22	Adopted and Estimated FY 2022-23
Beginning Fund Balance	\$ 116,254,785	\$ 152,949,578	\$ 136,768,090
Revenue			
Property Taxes	\$ 94,862,199	\$ 91,738,541	\$ 88,726,425
Intergovernmental	117,530,696	40,027,706	109,697,738
Charges for Services/Fees	12,840,068	15,259,307	13,356,106
Interest Income	265,714	73,753	219,283
Miscellaneous	42,203,328	40,679,471	36,902,463
Total Revenues	\$ 267,702,005	\$ 187,778,778	\$ 248,902,015
Net Transfers	(8,685,965)	3,466,898	(800,000)
Total Resources	\$ 375,270,824	\$ 344,195,254	\$ 384,870,105
Expenditures			
Salary and Wages	\$ 45,489,257	\$ 47,591,473	\$ 49,126,911
Fringe Benefits	19,176,344	21,485,200	24,533,151
Travel	210,923	397,159	478,326
Operating	140,548,919	116,236,595	138,417,692
Capital Outlay	8,194,179	15,912,120	10,693,173
Debt Service	8,831,021	6,061,339	6,320,791
Total Expenditures	\$ 222,450,642	\$ 207,683,886	\$ 229,570,043
Ending Fund Balance	\$ 152,820,183	\$ 136,511,367	\$ 155,300,062



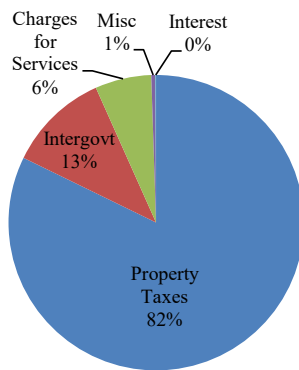
General Fund



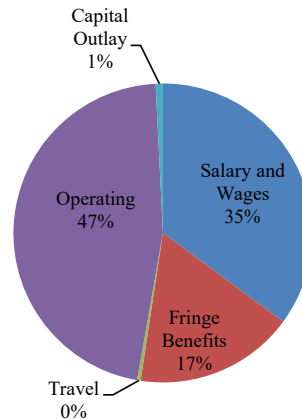
**General Fund Budget Summary
FY 2022-23**

	Actual FY 2020-21	Estimated Actual FY 2021-22	Adopted and Estimated FY 2022-23
Beginning Fund Balance	\$ 18,978,327	\$ 12,900,386	11,796,039
Revenue			
Ad valorem Taxes	\$ 85,526,004	\$ 86,390,364	82,138,088
Intergovernmental	8,664,559	10,554,951	11,067,773
Charges for Services	5,473,685	7,849,886	6,176,885
Interest Income	168,767	23,759	100,000
Miscellaneous	674,395	552,823	418,654
Total Revenue	\$ 100,507,410	\$ 105,371,783	99,901,401
Transfers To:			
Employee Benefits Fund	\$ (5,800,000)	\$ (3,600,000)	(3,400,000)
Workers Compensation Fund	(810,000)	(540,000)	(375,000)
Self Insurance Fund	(60,000)	(181,000)	(60,000)
Capital Projects Fund	(2,000,000)	(300,000)	(60,000)
Defined Benefit Plan	(800,000)	(800,000)	(800,000)
Total Transfers (Net)	\$ (9,470,000)	\$ (5,421,000)	(4,695,000)
Total Resources	\$ 110,015,736	\$ 112,851,168	107,002,440
Expenditures			
Salary and Wages	\$ 33,875,602	\$ 36,586,191	37,529,709
Fringe Benefits	14,626,137	16,515,707	18,535,847
Travel	168,480	342,971	386,883
Operating	47,429,235	46,937,224	49,717,726
Capital Outlay	1,145,290	929,759	832,275
Total Expenditures	\$ 97,244,744	\$ 101,311,851	107,002,440
Ending Fund Balance	\$ 12,770,992	\$ 11,539,317	-

Revenue FY 22-23



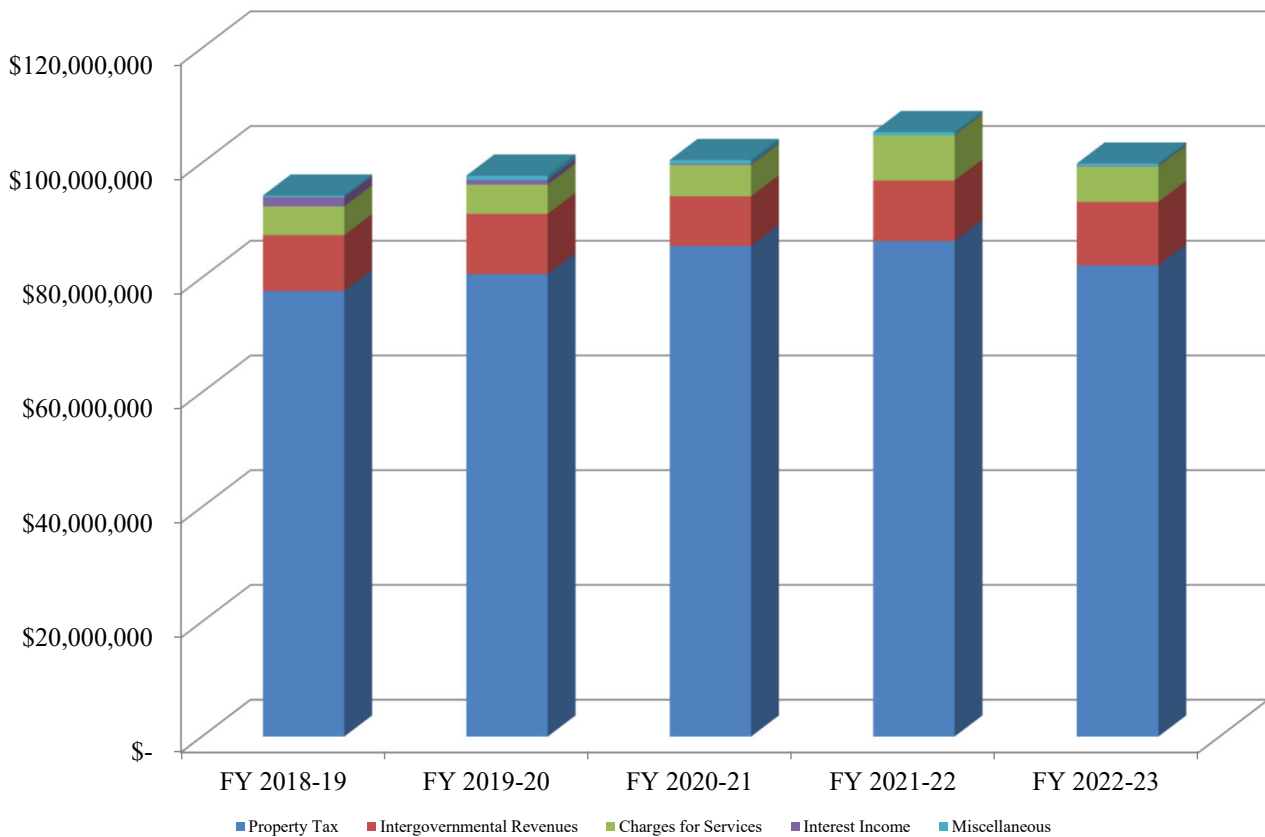
Expenditures FY 22-23



**General Fund Operating Revenue Summary
Revenue Trend - FY 2018-19 to FY 2022-23**

Source:	FY 2018-19	FY 2019-20	FY 2020-21	FY 2021-22	FY 2022-23
Property Tax	\$ 77,660,586	\$ 80,597,009	\$ 85,526,004	\$ 86,390,364	\$ 82,138,088
Intergovernmental Revenues	9,740,614	10,534,315	8,664,559	10,554,951	11,067,773
Charges for Services	5,030,820	5,085,779	5,473,685	7,849,886	6,176,885
Interest Income	1,573,634	824,112	168,767	23,759	100,000
Miscellaneous	316,726	744,676	674,395	552,823	418,654
Total Revenue	\$ 94,322,381	\$ 97,785,891	\$ 100,507,410	\$ 105,371,783	\$ 99,901,401
Net Transfers	(6,386,000)	(5,993,466)	(9,470,000)	(5,421,000)	(4,695,000)
Fund Balance	12,093,243	15,974,410	18,978,327	12,900,386	11,796,039
Total Resources	\$ 100,029,623	\$ 107,766,835	\$ 110,015,736	\$ 112,851,168	\$ 107,002,440

Total General Fund Revenue



FY 2018-19, 2019-20, and FY 2020-21 are actual revenue collections; FY 2021-22 and FY 2022-23 reflect projected annual collections.

This page intentionally left blank

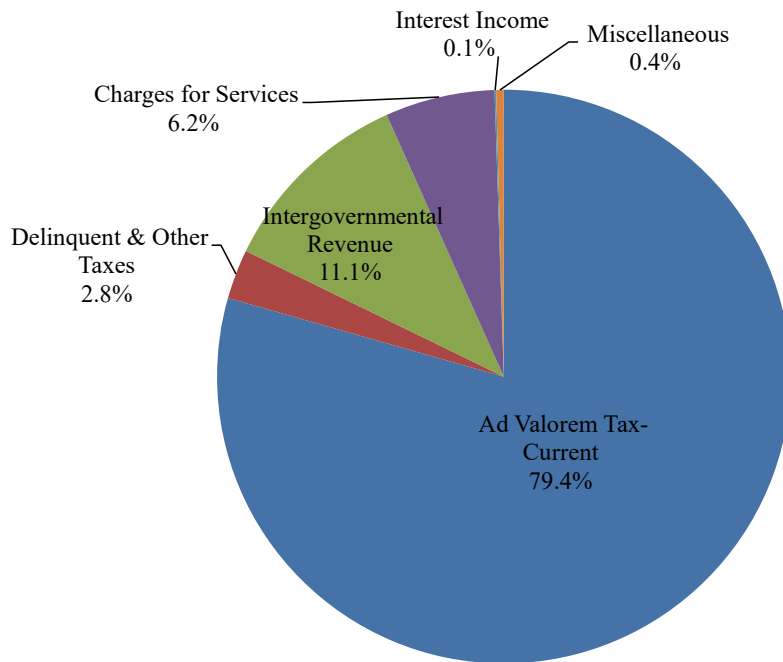
**General Fund
Revenue Sources
FY 2022-23**

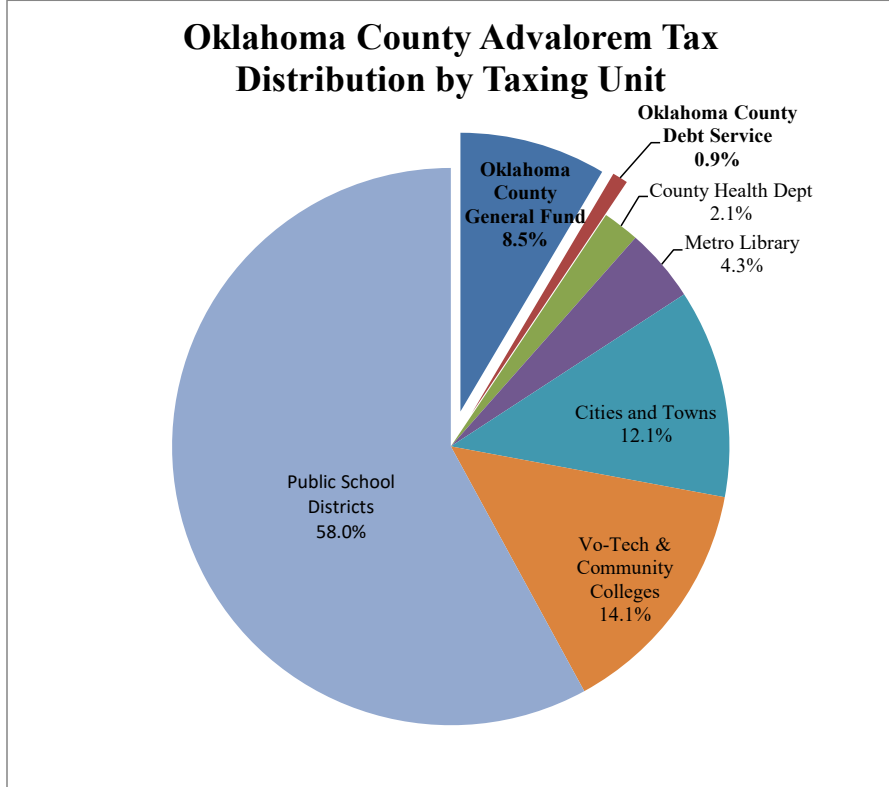
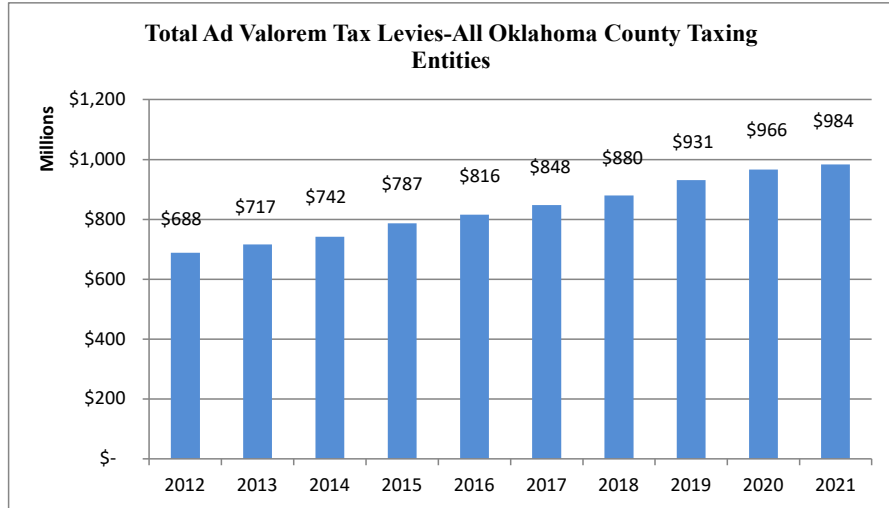
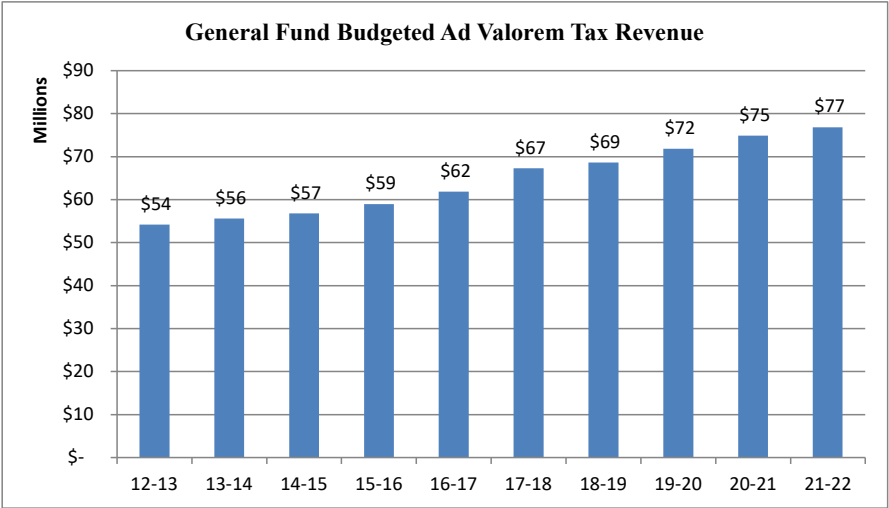
	Actual Revenue FY 2020-21	Estimated Actual Revenues FY 2021-22	Adopted and Estimated Budget FY 2022-23
Property Tax			
Advalorem Tax - Current	\$ 78,667,118	\$ 83,283,370	\$ 79,341,794
Advalorem Tax - Prior	2,641,794	2,597,569	2,337,812
Protest Taxes Released	-	-	-
Misc Property Taxes	4,217,091	509,425	458,483
Total Property Taxes	\$ 85,526,004	\$ 86,390,364	\$ 82,138,088
Intergovernmental Revenue			
Motor Vehicle Stamps	413,811	365,018	328,516
Motor Vehicle Collections	1,136,140	1,278,391	1,150,552
Revaluation - Cities & Schools	4,874,089	4,955,637	5,603,208
Juvenile Detention - Lunches	90,232	116,840	105,156
Juvenile Detention Services	183,060	1,996,511	1,996,511
Juvenile Justice - Maintenance	81,739	82,271	81,900
Juvenile Justice - DHS Rent	481,392	481,392	481,392
Juvenile Justice - Alt to Detention/Transportation	10,636	9,027	8,125
Juvenile Justice - Link	1,280	1,360	1,224
Training & Gen Assistance- Federal Grants	-	3,267	-
Pharmacy Reimb for Social Services	285,594	313,536	339,200
D A Revolving	116,495	108,279	150,000
Election Board - Salary	90,845	91,477	91,477
Election Board - Expense	98,117	36,000	32,400
Election Board - Municipality Reimb	151,531	22,036	-
Court Fund Maintenance	649,599	693,908	698,113
Total Intergovernmental Revenue	\$ 8,664,559	\$ 10,554,951	\$ 11,067,773
Charge for Services			
County Clerk Fees	5,456,875	7,837,084	6,165,364
County Treasurer Fees	5,027	5,779	5,201
Public Records	7,973	3,941	3,547
Miscellaneous Charge for Services	3,811	3,082	2,774
Total Charges for Services	\$ 5,473,685	\$ 7,849,886	\$ 6,176,885
Interest Income	\$ 168,767	\$ 23,759	\$ 100,000

**General Fund
Revenue Sources
FY 2022-23**

	Actual Revenue FY 2020-21	Estimated Actual Revenues FY 2021-22	Adopted and Estimated Budget FY 2022-23
Miscellaneous Revenue			
PBA Residual/Admin Overhead	50,000	50,000	50,000
PBA reimb. For Utilities	42,205	37,622	34,613
Criminal Justice Authority Reimb	143,263	107,118	129,867
Royalty	20,809	36,562	32,906
Rental	5,978	360	360
Retirement Reimb for Bailiffs	4,592	4,592	4,592
Remington Park - Sales Tax	39,388	39,649	35,684
Miscellaneous Reimbursements	368,159	276,920	130,633
Total Miscellaneous Revenue	\$ 674,395	\$ 552,823	\$ 418,654
Total General Fund Revenue	\$ 100,507,410	\$ 105,371,783	\$ 99,901,401
Other Sources			
Transfers In		-	-
Transfers Out	(9,470,000)	(5,421,000)	(4,695,000)
Fund Balance	18,978,327	12,900,386	11,796,039
Total All Sources	\$ 110,015,736	\$ 112,851,168	\$ 107,002,440

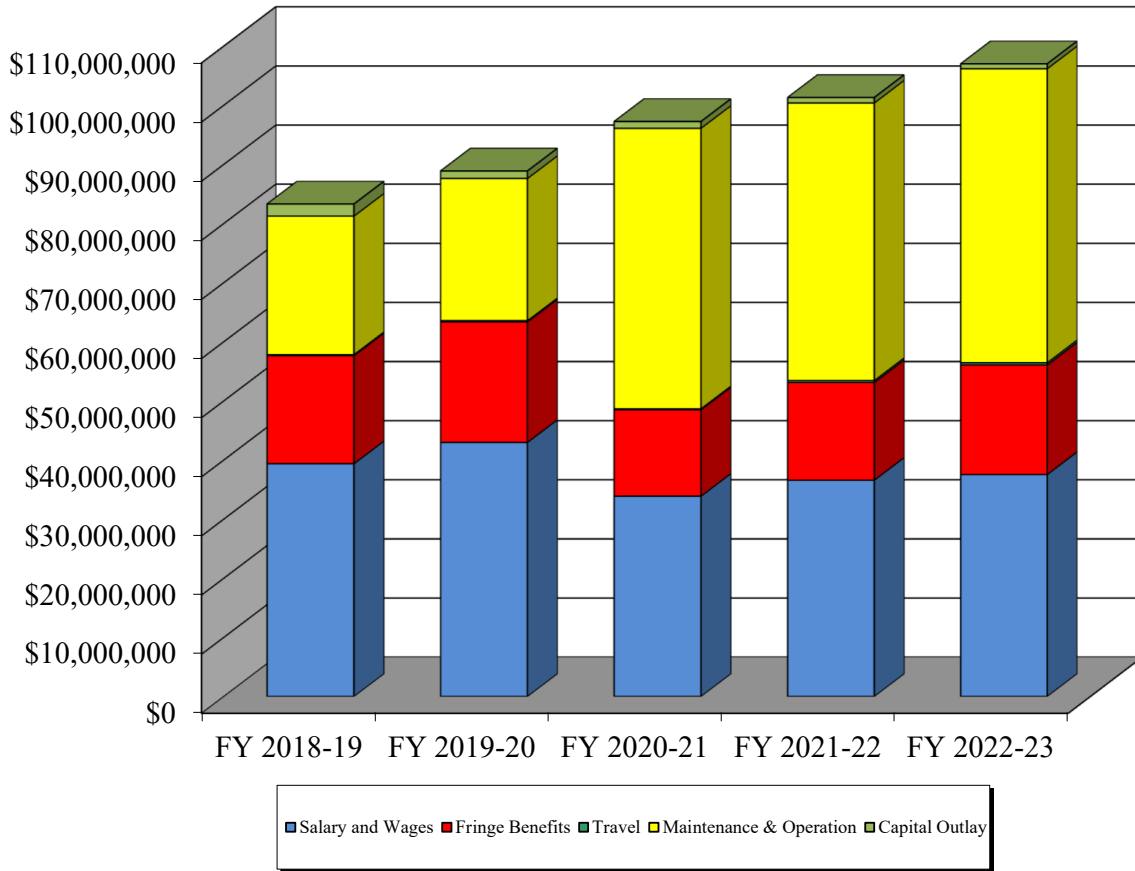
FY 22-23 General Fund Budgeted Revenue





**General Fund Operating Budget Summary
Expenditure Trend - FY 2018-19 to FY 2022-23**

Category of Expenditure:	FY 2018-19	FY 2019-20	FY 2020-21	FY 2021-22	FY 2022-23
Salary and Wages	\$ 39,362,086	\$ 42,972,696	\$ 33,875,602	\$ 36,586,191	\$ 37,529,709
Fringe Benefits	18,270,546	20,377,438	14,626,137	16,515,707	18,535,847
Travel	190,852	215,698	168,480	342,971	386,883
Maintenance & Operation	23,423,218	24,044,187	47,429,235	46,937,224	49,717,726
Capital Outlay	2,050,840	1,276,030	1,145,290	929,759	832,275
Total General Fund Expenditures	\$ 83,297,543	\$ 88,886,048	\$ 97,244,744	\$ 101,311,851	\$ 107,002,440



FY 2018-19, FY 2019-20, and FY 2020-21 are actual expenditures; FY 2021-22 represents estimated expenditures; FY 2022-23 is the adopted budget.

**General Fund
Expenditures
FY 2022-23**

	Actual Expenditures FY 2020-21	Estimated Actual Expenditures FY 2021-22	Adopted and Estimated Budget FY 2022-23
Total General Fund			
51000 Salary and Wages	\$ 33,875,602	\$ 36,586,191	\$ 37,529,709
52000 Fringe Benefits	14,626,137	16,515,707	18,535,847
53000 Travel	168,480	342,971	386,883
54000 Operating Expend.	47,429,235	46,937,224	49,717,726
55000 Capital Outlay	1,145,290	929,759	832,275
Total General Fund	\$ 97,244,744	\$ 101,311,851	\$ 107,002,440
General Administration			
110 General Government			
51000 Salary and Wages	1,200	1,200	1,200
52000 Fringe Benefits	4,825	4,992	4,992
53000 Travel	-	-	-
54000 Operating Expend.	39,478,151	38,545,769	38,702,392
55000 Capital Outlay	1,428	1,428	1,428
Total	39,485,605	38,553,389	38,710,012
120 Commissioners			
51000 Salary and Wages	341,598	367,913	367,913
52000 Fringe Benefits	106,225	116,433	119,289
53000 Travel	25,200	25,200	25,200
54000 Operating Expend.	1,440	1,440	1,440
55000 Capital Outlay	-	-	-
Total	474,463	510,986	513,842
130 County Assessor			
51000 Salary and Wages	2,051,290	2,108,148	2,131,898
52000 Fringe Benefits	843,458	941,631	977,430
53000 Travel	11,180	31,975	39,275
54000 Operating Expend.	230,846	288,925	383,425
55000 Capital Outlay	32,046	30,030	31,190
Total	3,168,821	3,400,709	3,563,218
140 Assessor Revaluation			
51000 Salary and Wages	3,012,000	3,170,819	3,391,819
52000 Fringe Benefits	1,258,023	1,345,597	1,562,739
53000 Travel	63,141	135,500	165,400
54000 Operating Expend.	750,889	903,147	1,057,426
55000 Capital Outlay	106,049	176,110	167,350
Total	5,190,102	5,731,173	6,344,734
150 Treasurer			
51000 Salary and Wages	526,937	636,270	613,039
52000 Fringe Benefits	206,995	258,071	311,167
53000 Travel	6,000	6,000	6,000
54000 Operating Expend.	90,546	146,221	155,405
55000 Capital Outlay	2,634	5,500	5,500
Total	833,113	1,052,062	1,091,111

**General Fund
Expenditures
FY 2022-23**

	Actual Expenditures FY 2020-21	Estimated Actual Expenditures FY 2021-22	Adopted and Estimated Budget FY 2022-23
170 County Clerk			
51000 Salary and Wages	1,755,330	1,836,868	1,844,467
52000 Fringe Benefits	642,023	654,735	704,342
53000 Travel	7,310	19,740	19,740
54000 Operating Expend.	119,108	120,343	121,227
55000 Capital Outlay	29,087	32,030	35,313
Total	<u>2,552,859</u>	<u>2,663,715</u>	<u>2,725,089</u>
180 Excise & Equalization			
51000 Salary and Wages	14,400	26,400	33,450
52000 Fringe Benefits	1,102	2,020	2,559
53000 Travel	3,326	3,673	6,448
54000 Operating Expend.	1,883	1,600	2,500
55000 Capital Outlay	160	-	-
Total	<u>20,871</u>	<u>33,694</u>	<u>44,957</u>
190 County Audit			
51000 Salary and Wages	-	-	-
52000 Fringe Benefits	-	-	-
53000 Travel	-	-	-
54000 Operating Expend.	388,734	544,131	770,608
55000 Capital Outlay	1,590	1,590	6,600
Total	<u>390,324</u>	<u>545,721</u>	<u>777,208</u>
240 Purchasing			
51000 Salary and Wages	270,337	289,676	290,926
52000 Fringe Benefits	138,056	157,109	164,159
53000 Travel	3,730	6,700	6,700
54000 Operating Expend.	13,625	17,339	17,339
55000 Capital Outlay	2,762	4,500	4,500
Total	<u>428,510</u>	<u>475,324</u>	<u>483,624</u>
250 Election Board			
51000 Salary and Wages	1,110,018	1,116,745	1,177,357
52000 Fringe Benefits	300,624	388,740	485,203
53000 Travel	8,173	36,926	24,720
54000 Operating Expend.	322,426	183,171	183,690
55000 Capital Outlay	75,865	7,500	5,071
Total	<u>1,817,105</u>	<u>1,733,082</u>	<u>1,876,041</u>
260 BOCC HR/Environmental Health & Safety			
51000 Salary and Wages	480,100	480,419	517,795
52000 Fringe Benefits	206,187	221,842	251,903
53000 Travel	2,047	2,436	9,300
54000 Operating Expend.	32,828	32,151	42,420
55000 Capital Outlay	6,391	6,876	9,500
Total	<u>727,552</u>	<u>743,724</u>	<u>830,918</u>

**General Fund
Expenditures
FY 2022-23**

	Actual Expenditures FY 2020-21	Estimated Actual Expenditures FY 2021-22	Adopted and Estimated Budget FY 2022-23
265 Employee Benefits Department			
51000 Salary and Wages	235,776	262,866	263,254
52000 Fringe Benefits	104,269	117,906	124,125
53000 Travel	130	-	6,000
54000 Operating Expend.	7,153	11,900	11,900
55000 Capital Outlay	1,257	2,257	2,257
Total	348,586	394,929	407,536
270 MIS			
51000 Salary and Wages	1,345,105	1,440,138	1,496,113
52000 Fringe Benefits	575,927	644,795	753,346
53000 Travel	1,604	1,826	11,500
54000 Operating Expend.	2,052,716	2,102,779	2,188,791
55000 Capital Outlay	314,711	184,911	212,044
Total	4,290,063	4,374,449	4,661,794
280 Facilities Management			
51000 Salary and Wages	909,749	1,088,046	1,088,046
52000 Fringe Benefits	357,087	494,967	513,949
53000 Travel	-	3,300	-
54000 Operating Expend.	318,768	446,410	446,410
55000 Capital Outlay	53,909	78,500	78,500
Total	1,639,514	2,111,223	2,126,905
285 Facilities Management - Custodial			
51000 Salary and Wages	-	-	-
52000 Fringe Benefits	-	-	-
53000 Travel	-	-	-
54000 Operating Expend.	222,853	313,000	313,000
55000 Capital Outlay	-	-	-
Total	222,853	313,000	313,000
300 Planning Commission			
51000 Salary and Wages	206,107	204,878	175,470
52000 Fringe Benefits	88,988	92,923	69,075
53000 Travel	7,379	7,800	-
54000 Operating Expend.	2,160	2,160	2,160
55000 Capital Outlay	-	-	-
Total	304,634	307,761	246,705
910 District -1			
51000 Salary and Wages	267,868	274,220	274,220
52000 Fringe Benefits	104,454	106,114	148,775
53000 Travel	1,024	4,590	7,500
54000 Operating Expend.	176,439	159,475	158,795
55000 Capital Outlay	4,305	7,500	7,500
Total	554,090	551,899	596,790

**General Fund
Expenditures
FY 2022-23**

	Actual Expenditures FY 2020-21	Estimated Actual Expenditures FY 2021-22	Adopted and Estimated Budget FY 2022-23
920 District -2			
51000 Salary and Wages	156,529	208,633	208,633
52000 Fringe Benefits	56,609	73,384	96,690
53000 Travel	-	-	2,500
54000 Operating Expend.	696,211	22,500	22,500
55000 Capital Outlay	1,741	4,500	4,500
Total	<u>911,090</u>	<u>309,017</u>	<u>334,823</u>
930 District -3			
51000 Salary and Wages	173,054	282,076	282,076
52000 Fringe Benefits	61,525	87,828	138,288
53000 Travel	70	5,500	5,500
54000 Operating Expend.	534,892	139,220	139,220
55000 Capital Outlay	124,444	5,000	5,000
Total	<u>893,984</u>	<u>519,624</u>	<u>570,084</u>
950 Economic Development			
51000 Salary and Wages	-	-	-
52000 Fringe Benefits	-	-	-
53000 Travel	-	-	-
54000 Operating Expend.	200,000	200,000	200,000
55000 Capital Outlay	-	-	-
Total	<u>200,000</u>	<u>200,000</u>	<u>200,000</u>
995 General Fund Reserve			
51000 Salary and Wages	-	-	-
52000 Fringe Benefits	-	-	-
53000 Travel	-	-	-
54000 Operating Expend.	-	-	1,857,608
55000 Capital Outlay	-	-	-
Total	<u>-</u>	<u>-</u>	<u>1,857,608</u>
Public Safety			
<hr/>			
518 Sheriff - Law Enforcement			
51000 Salary and Wages	7,806,530	8,183,656	8,167,532
52000 Fringe Benefits	3,851,748	4,158,554	4,420,660
53000 Travel	11,009	8,400	-
54000 Operating Expend.	4,508	486,000	486,000
55000 Capital Outlay	-	-	-
Total	<u>11,673,796</u>	<u>12,836,610</u>	<u>13,074,192</u>

**General Fund
Expenditures
FY 2022-23**

	Actual Expenditures FY 2020-21	Estimated Actual Expenditures FY 2021-22	Adopted and Estimated Budget FY 2022-23
525 Juvenile Justice Detention			
51000 Salary and Wages	3,520,565	4,128,382	4,562,410
52000 Fringe Benefits	1,549,138	1,883,488	2,341,231
53000 Travel	3,081	6,500	8,300
54000 Operating Expend.	431,737	451,139	550,894
55000 Capital Outlay	123,282	123,777	8,825
Total	5,627,803	6,593,286	7,471,660
526 Juvenile Justice Bureau			
51000 Salary and Wages	1,333,989	1,442,940	1,486,342
52000 Fringe Benefits	618,797	683,539	800,212
53000 Travel	225	10,485	9,200
54000 Operating Expend.	154,314	195,214	232,458
55000 Capital Outlay	19,013	45,246	8,002
Total	2,126,338	2,377,424	2,536,214
550 Emergency Management			
51000 Salary and Wages	270,746	284,719	284,719
52000 Fringe Benefits	110,283	120,747	124,060
53000 Travel	-	2,983	5,000
54000 Operating Expend.	75,318	84,995	88,230
55000 Capital Outlay	143,679	142,448	116,650
Total	600,025	635,892	618,659
Legal/Judicial			
<hr style="border: 1px solid blue;"/>			
160 Court Clerk			
51000 Salary and Wages	6,217,045	6,796,464	6,980,850
52000 Fringe Benefits	2,694,065	3,115,012	3,544,877
53000 Travel	6,635	9,828	11,200
54000 Operating Expend.	175,974	172,167	172,659
55000 Capital Outlay	47,723	1,136	50,000
Total	9,141,442	10,094,607	10,759,586
200 District Attorney - State			
51000 Salary and Wages	-	-	-
52000 Fringe Benefits	-	-	-
53000 Travel	-	-	-
54000 Operating Expend.	73,307	113,515	113,515
55000 Capital Outlay	27,408	36,485	36,485
Total	100,716	150,000	150,000
210 District Attorney - County			
51000 Salary and Wages	-	-	-
52000 Fringe Benefits	-	-	-
53000 Travel	102	100	400
54000 Operating Expend.	62,868	66,398	66,398
55000 Capital Outlay	4,705	5,000	5,100
Total	67,675	71,498	71,898

**General Fund
Expenditures
FY 2022-23**

	Actual Expenditures FY 2020-21	Estimated Actual Expenditures FY 2021-22	Adopted and Estimated Budget FY 2022-23
230 Public Defender			
51000 Salary and Wages	-	-	-
52000 Fringe Benefits	-	-	-
53000 Travel	6,782	7,000	7,000
54000 Operating Expend.	40,116	43,720	47,210
55000 Capital Outlay	5,926	11,000	11,460
Total	<u>52,824</u>	<u>61,720</u>	<u>65,670</u>
301 Court Services			
51000 Salary and Wages	625,392	642,707	660,092
52000 Fringe Benefits	306,338	332,836	385,548
53000 Travel	-	-	-
54000 Operating Expend.	2,160	2,100	2,160
55000 Capital Outlay	-	-	-
Total	<u>933,890</u>	<u>977,643</u>	<u>1,047,800</u>
Health and Welfare			
610 Social Services			
51000 Salary and Wages	888,769	935,948	824,273
52000 Fringe Benefits	316,589	372,003	349,334
53000 Travel	182	500	2,000
54000 Operating Expend.	686,264	1,049,623	1,084,204
55000 Capital Outlay	9,934	10,000	10,000
Total	<u>1,901,738</u>	<u>2,368,074</u>	<u>2,269,811</u>
Culture and Recreation			
710 Free Fair			
51000 Salary and Wages	3,650	7,950	7,950
52000 Fringe Benefits	279	608	608
53000 Travel	-	-	-
54000 Operating Expend.	52,726	58,540	58,680
55000 Capital Outlay	-	-	-
Total	<u>56,655</u>	<u>67,098</u>	<u>67,238</u>
Roads and Highway			
940 County Engineer			
51000 Salary and Wages	351,518	368,109	397,865
52000 Fringe Benefits	122,522	139,832	141,288
53000 Travel	150	6,008	8,000
54000 Operating Expend.	28,275	32,133	37,060
55000 Capital Outlay	5,239	6,434	9,500
Total	<u>507,705</u>	<u>552,517</u>	<u>593,713</u>

**General Fund - General Government 110
FY 2022-23 Budget Comparison - Detail**

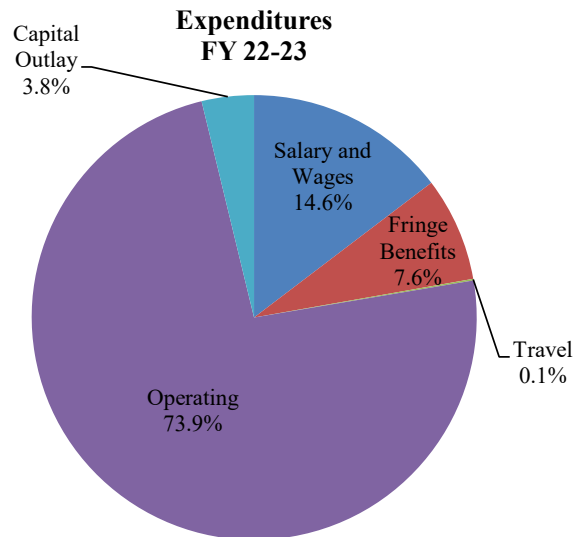
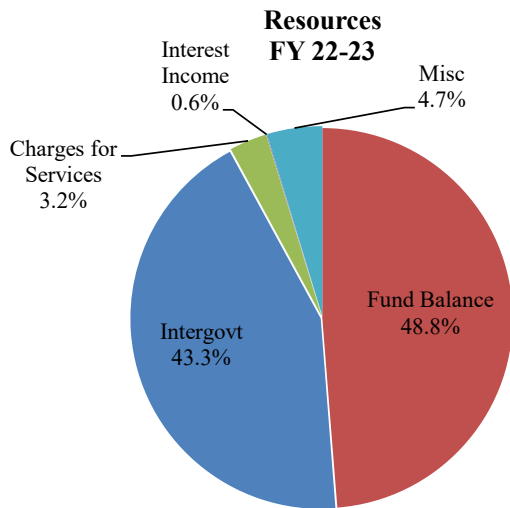
Description	Fiscal Year 2020-21 Actual Exp	Fiscal Year 2021-22 Estimated Exp	Fiscal Year 2022-2023 Adopted Budget
Salaries and Benefits			
Retirement Board Members	\$ 1,200	\$ 1,200	\$ 1,200
FICA - Retirement Board Members	233	392	392
Retirement paid by General Fund	4,592	4,600	4,600
Total Salaries and Benefits	6,025	6,192	6,192
Travel Reimb	-	-	-
Total Travel	-	-	-
Utilities			
Heating and Cooling (Vicinity)	521,089	618,545	650,000
Electricity (OG&E)	284,559	500,000	350,000
Sewer and Water (City of OKC)	96,663	200,000	75,000
Natural Gas (ONG)	5,807	50,000	15,000
Utilities Subtotal	908,119	1,368,545	1,090,000
Lease-Purchase Debt			
Bond Administrative Fees	-	4,000	4,000
Lease-Purchase Debt Subtotal	-	4,000	4,000
Memberships			
NACO annual membership dues	14,373	14,373	14,373
ACCO annual membership dues	9,500	9,500	9,500
ACOG & COMEA annual membership dues	6,962	7,000	7,000
CODA annual membership dues	2,400	2,400	2,400
Memberships Subtotal	33,235	33,273	33,273
Other Operating Expenditures			
Liability policies on equipment and property; blanket bonds	795,632	784,275	979,344
Publication of Commissioners Proceedings/Ads	46,962	42,000	42,000
Metro Parking Garage-Judges parking	1,380	1,380	1,380
PBA Leases-County Departments	-	-	-
Lincoln (county-occupied space) rent expense	260,080	260,080	415,793
ICB (county-occupied space) rent expense	389,232	389,232	331,874
Krowse (county-occupied space) rent expense	309,622	309,622	278,393
Storage Court Clerk Building Lease	358,440	358,440	381,096
Postage Machine and Postage	8,472	8,500	8,500
District Attorney Civil Division Contract	719,437	719,437	719,437
Outside legal services	719,433	600,000	600,000
Professional Services-Bank Fees	29,019	-	31,000
BOK/Investrust Management Fees	425,000	425,000	400,000
Criminal Justice Authority	33,308,029	32,384,709	32,384,709
Criminal Justice Advisory Committee	101,250	150,000	150,000
Professional Services-MGT Consulting	8,500	8,500	8,500
Professional Services-Other -Arbitrage	71,688	15,000	15,000
Professional Services-Shine Program	200,000	-	-
OSU Extension Contract	549,512	553,345	553,345
ODOT Rodent Damage Control Program	2,400	2,400	2,400
Tuition Reimbursement	-	40,000	40,000
BOCC Employee of the Month	1,850	3,000	3,000
ESRI	-	-	190,000
Downtown Business Improvement District Assessment	14,198	15,000	15,000
Alcohol and drug screening for county employees	5,800	20,000	20,000
Misc. (Judges cell, oil list, shipping, Emp Bene etc...)	58,247	54,350	4,350
Other Operating Subtotal	38,384,185	37,144,270	37,575,121
Total Maintenance and Operations - 54000	39,325,539	38,550,088	38,702,394
Capital Outlay			
Copier Lease	1,428	1,428	1,428
Total Capital Outlay - 55000	1,428	1,428	1,428
Grand Total - General Government	\$ 39,332,992	\$ 38,557,708	\$ 38,710,012

Special Revenue



**Special Revenue Funds
Budget Summary
FY 2022-23**

	<u>Actual FY 2020-21</u>	<u>Estimated Actual FY 2021-22</u>	<u>Adopted and Estimated FY 2022-23</u>
Beginning Fund Balance	\$ 80,778,571	\$ 118,367,663	\$ 108,996,814
Revenue			
Property Taxes	\$ -	\$ -	\$ -
Intergovernmental Revenue	107,683,649	28,113,312	96,773,836
Charges for Services	7,366,383	7,409,421	7,179,221
Interest Income	93,452	43,114	113,091
Miscellaneous	15,015,918	12,126,484	10,455,350
Total Revenue	\$ 130,159,402	\$ 47,692,331	\$ 114,521,497
 Total Transfers (Net)	 (9,202,165)	 2,566,898	 -
Total Resources	\$ 201,735,808	\$ 168,626,891	\$ 223,518,311
Expenditures			
Salary and Wages	\$ 11,613,655	\$ 11,005,282	\$ 11,597,201
Fringe Benefits	4,550,207	4,969,493	5,997,304
Travel	42,442	54,188	91,443
Operating	63,332,579	36,647,686	58,480,835
Capital Outlay	3,829,263	6,953,428	3,008,946
Total Expenditures	\$ 83,368,145	\$ 59,630,078	\$ 79,175,730
Ending Fund Balance	\$ 118,367,663	\$ 108,996,814	\$ 144,342,581



**Highway Cash
Fund 1110
FY 2022-23**

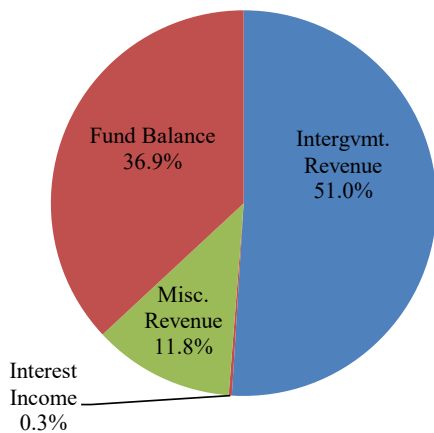
Highway Cash Fund - O.S. Title 68 § 500.7, 500.6, 704 (A), 1004 and O.S. Title 47 § 1104 F.1 & G.1
Accounts for state, local and miscellaneous revenues and expenditures for the purpose of constructing and maintaining
County roads and bridges. Derived from percentages of state motor fuel and motor vehicle taxes that are apportioned
on formulas using population, road mileage and land area with funds from gross production taxes to counties with oil
and gas and mineral production.

Revenue	Actual Revenue FY 2020-21	Estimated Actual Revenues FY 2021-22	Adopted and Estimated Budget FY 2022-23
Intergovernmental Revenues:			
Gas Tax	\$ 3,944,868	\$ 3,780,287	\$ 4,955,258
Fuel Tax	1,541,410	2,483,010	1,964,647
Motor Vehicle Tax	6,298,030	6,070,885	7,053,751
Gross Production	566,014	1,206,475	481,296
Total Intergovernmental Revenues	12,350,322	13,540,658	14,454,952
Interest Income	50,730	5,440	79,870
Miscellaneous Revenue:			
Gasoline Reimbursement	14,881	17,744	19,601
Parts & Supplies Reimbursement	10,293	5,909	13,532
Sale of Material	62,665	64,833	67,756
FEMA	-	1,918,258	-
Sale of Equipment	127,914	82,007	20,159
Road Projects - Cities/State/Federal	2,050,558	3,623,282	2,168,986
Reimbursement Paving Projects	183,578	101,898	296,742
Miscellaneous Highway Reimbursements	3,017,341	201,965	761,244
Total Miscellaneous Revenues	5,467,230	6,015,896	3,348,019
Total Operating Revenue	17,868,282	19,561,994	17,882,842
Operating Transfers In	-	-	-
Operating Transfers Out	-	-	-
Budgetary Fund Balance	15,546,024	14,968,854	10,470,256
Total Revenues, Transfers and Fund Balance	\$ 33,414,306	\$ 34,530,847	\$ 28,353,098
Expenditures	Actual Expenditures FY 2020-21	Estimated Actual Expenditures FY 2021-22	Adopted Budget FY 2022-23
51000 Salary and Wages	\$ 4,655,772	\$ 4,803,475	\$ 5,375,015
52000 Fringe Benefits	2,258,447	2,457,557	3,076,468
53000 Travel	2,112	2,220	8,900
54000 Operating Expend.	9,963,452	14,737,461	9,346,995
55000 Capital Outlay	1,565,670	2,059,878	1,302,000
Total Expenditures	\$ 18,445,452	\$ 24,060,591	\$ 19,109,378
Ending Fund Balance	\$ 14,968,854	\$ 10,470,256	\$ 9,243,720

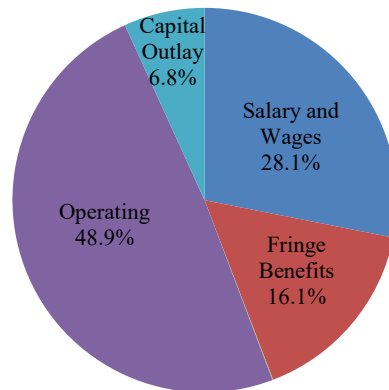
**Highway Cash
Fund 1110
FY 2022-23**

	Actual Expenditures FY 2020-21	Estimated Actual Expenditures FY 2021-22	Adopted Budget FY 2022-23
1110 - 9100 Highway Cash - District 1			
51000 Salary and Wages	1,578,703	1,642,786	1,812,153
52000 Fringe Benefits	785,881	920,398	966,648
53000 Travel	2,030	1,760	6,300
54000 Operating Expend.	4,447,731	4,224,962	2,531,078
55000 Capital Outlay	678,138	1,140,296	400,500
Total	7,492,482	7,930,203	5,716,679
1110 9200 Highway Cash - District 2			
51000 Salary and Wages	1,395,995	1,320,788	1,727,701
52000 Fringe Benefits	650,208	665,407	1,085,287
53000 Travel			
54000 Operating Expend.	2,489,150	8,327,467	2,853,400
55000 Capital Outlay	570,525	563,894	502,500
Total	5,105,878	10,877,556	6,168,888
1110 9300 Highway Cash - District 3			
51000 Salary and Wages	1,681,075	1,839,901	1,835,161
52000 Fringe Benefits	822,357	871,752	1,024,533
53000 Travel	82	460	2,600
54000 Operating Expend.	3,026,571	2,185,032	3,962,517
55000 Capital Outlay	317,008	355,688	399,000
Total	5,847,093	5,252,833	7,223,811

**Revenue
FY 22-23**



**Expenditures
FY 22-23**



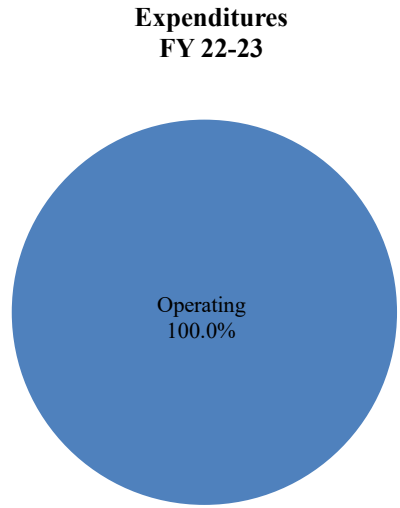
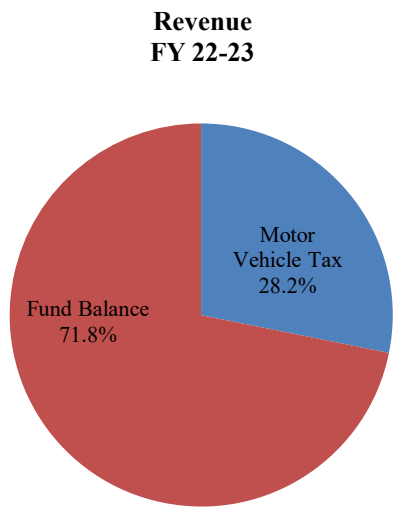
**County Bridge and Road Improvement
Fund 1111
FY 2022-23**

County Bridge and Road Improvement Fund O.S. Title 69 § 659-666

Established for the construction, replacement and repair of county roads and bridges. The program is funded by motor fuel excise tax and gross production taxes received by the Oklahoma Department of Transportation (ODOT). The monies received are based on formulas that take into account county population, miles of county roads, and county land area.

Revenue	Actual Revenue FY 2020-21	Estimated Actual Revenues FY 2021-22	Adopted and Estimated Budget FY 2022-23
Motor Vehicle Tax	\$ 587,264	\$ 1,663,089	\$ 1,496,780
Total Operating Revenue	587,264	1,663,089	1,496,780
Operating Transfers In	-	-	-
Operating Transfers Out	-	-	-
Budgetary Fund Balance	2,552,820	2,461,496	3,815,567
Total Revenues, Transfers and Fund Balance	\$ 3,140,083	\$ 4,124,585	\$ 5,312,347

Expenditures	Actual Expenditures FY 2020-21	Estimated Actual Expenditures FY 2021-22	Adopted Budget FY 2022-23
51000 Salary and Wages	\$ -	\$ -	\$ -
52000 Fringe Benefits	-	-	-
53000 Travel	-	-	-
54000 Operating Expend.	678,587	309,018	293,567
55000 Capital Outlay	-	-	-
Total Expenditures	\$ 678,587	\$ 309,018	\$ 293,567
Ending Fund Balance	\$ 2,461,496	\$ 3,815,567	\$ 5,018,780



**Resale Property
Fund 1130
FY 2022-23**

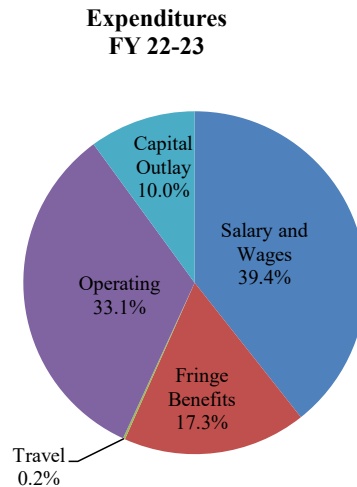
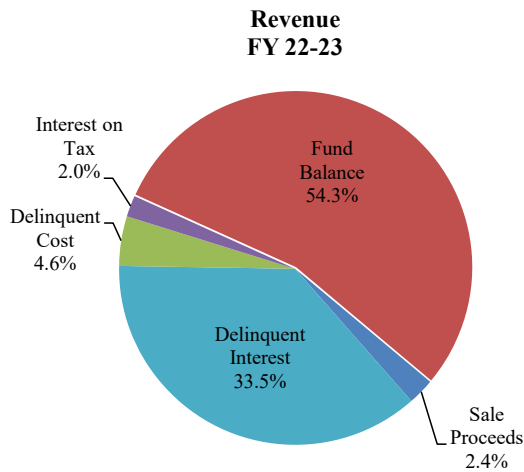
Resale Property Fund O.S. Title 68 § 3137

All penalties, interest and forfeitures which may accrue on delinquent ad valorem taxes; the proceeds of sale or management control and operation of property acquired by the county at resale. The funds are authorized to be expended for the following purposes: 1) purchase of records, printing, supplies and equipment, and the employment of necessary clerical personnel in connection with delinquent, delinquent real estate tax lists 2) payment of the cost of advertising or publication or posting 3) reimbursement of the purchaser at resale or at commissioners' sale of any parcel of real estate, collected.

Revenue	Actual Revenue FY 2020-21	Estimated Actual Revenues FY 2021-22	Adopted and Estimated Budget FY 2022-23
Resale Property Sale Proceeds	\$ 525,530	\$ 478,284	\$ 457,709
Interest on Delinquent Property Tax	8,004,118	7,284,531	6,971,162
Cost on Delinquent Property Tax	991,834	902,666	863,835
Interest on Weed-Cleaning-Nuisance Tax	425,405	387,160	370,505
Total Operating Revenue	9,946,887	9,052,641	8,663,211
Operating Transfers In	-	-	-
Operating Transfers Out	(6,968,304)	N/A	N/A
Budgetary Fund Balance	5,719,417	4,939,919	10,313,601
Total Revenues, Transfers and Fund Balance	\$ 8,698,000	\$ 13,992,560	\$ 18,976,812

Expenditures	Actual Expenditures FY 2020-21	Estimated Actual Expenditures FY 2021-22	Adopted Budget FY 2022-23
51000 Salary and Wages	\$ 1,745,449	\$ 1,755,601	\$ 2,105,110
52000 Fringe Benefits	704,800	612,042	926,981
53000 Travel	2,625	1,750	10,800
54000 Operating Expend.	1,145,051	1,083,804	1,769,720
55000 Capital Outlay	160,155	225,762	536,600
Total Expenditures	\$ 3,758,081	\$ 3,678,959	\$ 5,349,211

Ending Fund Balance	\$ 4,939,919	\$ 10,313,601	\$ 13,627,602
----------------------------	---------------------	----------------------	----------------------



**Treasurer's Mortgage Fee
Fund 1140
FY 2022-23**

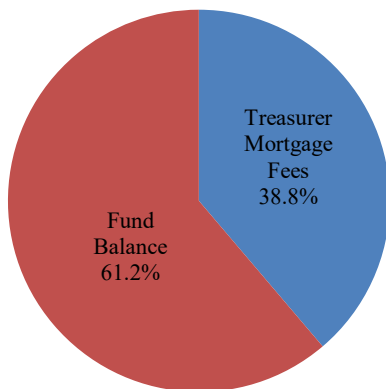
Treasurer Mortgage Fee Fund O.S. Title 68 § 1904 (b)

A fee of \$5.00 is collected by the Treasurer on each mortgage presented for certification. Monies from this account shall be expended by the County Treasurer in the lawful operation of the Treasurer's office.

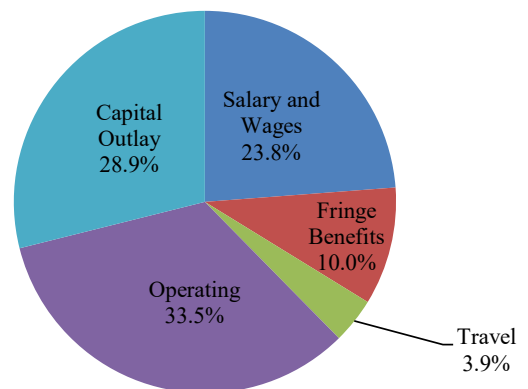
Revenue	Actual Revenue FY 2020-21	Estimated Actual Revenues FY 2021-22	Adopted and Estimated Budget FY 2022-23
Treasurer Mortgage Fees	\$ 205,625	\$ 200,993	\$ 189,149
Total Operating Revenue	205,625	200,993	189,149
Operating Transfers In			
Operating Transfers Out	-	-	-
Budgetary Fund Balance	185,959	280,343	298,364
Total Revenues, Transfers and Fund Balance	\$ 391,584	\$ 481,336	\$ 487,512

Expenditures	Actual Expenditures FY 2020-21	Estimated Actual Expenditures FY 2021-22	Adopted Budget FY 2022-23
51000 Salary and Wages	\$ 41,038	\$ 47,861	\$ 47,023
52000 Fringe Benefits	27,951	27,845	19,704
53000 Travel	5,033	8,947	7,650
54000 Operating Expend.	35,774	71,307	66,130
55000 Capital Outlay	1,444	27,012	57,100
Total Expenditures	\$ 111,240	\$ 182,972	\$ 197,607
Ending Fund Balance	\$ 280,343	\$ 298,364	\$ 289,905

**Revenue
FY 22-23**



**Expenditures
FY 22-23**



**County Clerk Lien Fee
Fund 1150
FY 2022-23**

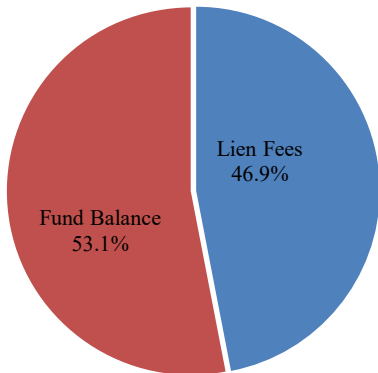
Lien Fee Fund O.S. Title 19 § 265

The fee for preparing and mailing the notice of mechanic's and materialmens' lien and costs shall be paid by the person filing the lien. A fee of \$1.00 is also collected for furnishing photographic copies of photographic records, or typewritten script or printed records. Monies from this account may be used by the county clerk for the lawful operation of the office.

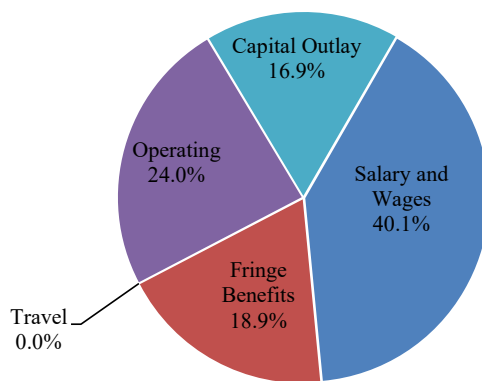
Revenue	Actual Revenue FY 2020-21	Estimated Actual Revenues FY 2021-22	Adopted and Estimated Budget FY 2022-23
Lien Fees	\$ 386,850	\$ 522,971	\$ 470,674
Total Operating Revenue	386,850	522,971	470,674
Operating Transfers In			
Operating Transfers Out			
Budgetary Fund Balance	160,425	317,194	531,849
Total Revenues, Transfers and Fund Balance	\$ 547,275	\$ 840,165	\$ 1,002,522

Expenditures	Actual Expenditures FY 2020-21	Estimated Actual Expenditures FY 2021-22	Adopted Budget FY 2022-23
51000 Salary and Wages	\$ 124,214	\$ 124,354	\$ 126,586
52000 Fringe Benefits	53,959	56,185	59,470
53000 Travel	2,249	-	-
54000 Operating Expend.	25,355	75,343	75,821
55000 Capital Outlay	24,304	52,433	53,436
Total Expenditures	\$ 230,081	\$ 308,316	\$ 315,313
Ending Fund Balance	\$ 317,194	\$ 531,849	\$ 687,209

**Revenue
FY 22-23**



**Expenditures
FY 22-23**



County Clerk UCC Central Filing

Fund 1151

FY 2022-23

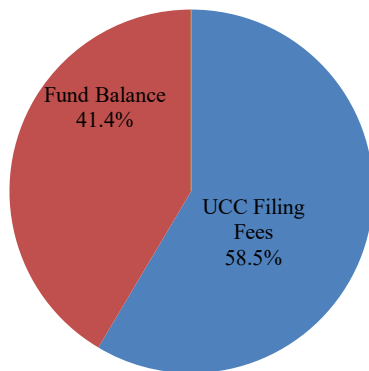
UCC Central Filing Fund - O.S. Title 12A. Article 9 § 1-9-525.1

Fees collected for filing, indexing, recording and copying documents collected pursuant to Section 1-9-525.1. Monies in this account shall be expended in the following amounts for the following purposes: 1) of the fees collected pursuant to paragraphs 1 and 2 of subsection (1) \$5 shall be paid monthly to the general fund as a liquidated fee for capital and other expenses associated with operation of the filing office; and 2) all other fees or parts of fees and any interest accruing to this account shall be expended by the county clerk for the lawful operation of the filing office.

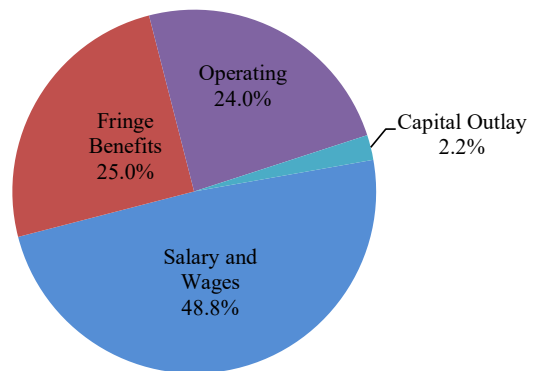
Revenue	Actual Revenue FY 2020-21	Estimated Actual Revenues FY 2021-22	Adopted and Estimated Budget FY 2022-23
UCC Filing Fees	\$ 716,425	\$ 715,616	\$ 644,054
Interest Income	77	74	67
Total Operating Revenue	716,502	715,690	644,121
Operating Transfers In			
Operating Transfers Out	-	-	-
Budgetary Fund Balance	536,210	628,529	455,889
Total Revenues, Transfers and Fund Balance	\$ 1,252,712	\$ 1,344,219	\$ 1,100,010

Expenditures	Actual Expenditures FY 2020-21	Estimated Actual Expenditures FY 2021-22	Adopted Budget FY 2022-23
51000 Salary and Wages	\$ 311,819	\$ 450,454	\$ 437,506
52000 Fringe Benefits	126,190	207,706	224,354
53000 Travel			-
54000 Operating Expend.	151,710	220,358	215,300
55000 Capital Outlay	34,464	9,813	20,000
Total Expenditures	\$ 624,183	\$ 888,331	\$ 897,161
Ending Fund Balance	\$ 628,529	\$ 455,889	\$ 202,849

**Revenue
FY 22-23**



**Expenditures
FY 22-23**



County Clerk Records Management and Preservation

Fund 1152

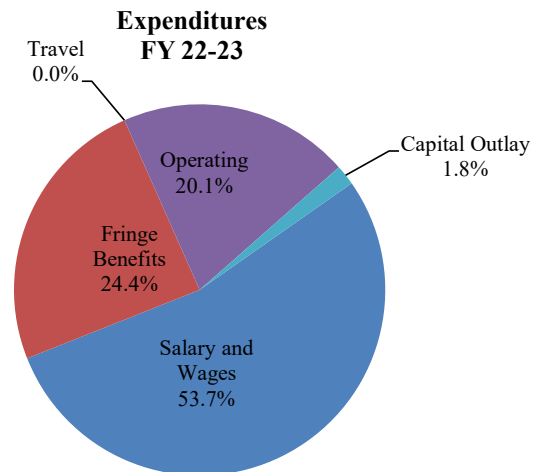
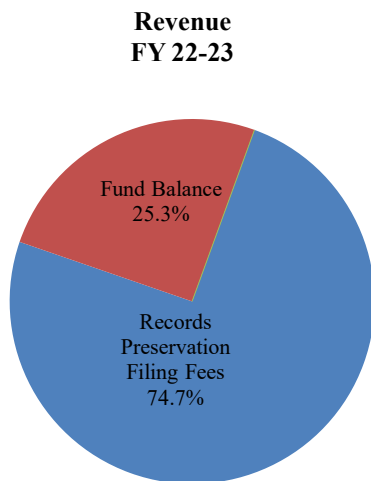
FY 2022-23

Records Preservation O.S. Title 28 § 32

A \$10 fee collected for each instrument recorded with the Registrar of Deeds. Monies accruing to the fund are to be expended by the clerk and not transferred to any other fund. For the purpose of preserving, maintaining, and archiving recorded instruments including, but not limited to, records management, records preservation, automation, modernization, and related lawful expenditures. Revenue collections started in fiscal year 01/02 and are being used to preserve over one-hundred years of county records maintained by the County Clerk's Office.

Revenue	Actual Revenue FY 2020-21	Estimated Actual Revenues FY 2021-22	Adopted and Estimated Budget FY 2022-23
Records Preservation Filing Fees	\$ 1,915,285	\$ 1,886,060	\$ 1,697,454
E-File Refunds	4,026	12,160	10,944
Interest Income	157	102	92
Total Operating Revenue	1,919,468	1,898,321	1,708,489
Operating Transfers In			
Operating Transfers Out			
Budgetary Fund Balance	1,126,868	862,638	574,150
Total Revenues, Transfers and Fund Balance	\$ 3,046,336	\$ 2,760,960	\$ 2,282,640

Expenditures	Actual Expenditures FY 2020-21	Estimated Actual Expenditures FY 2021-22	Adopted Budget FY 2022-23
51000 Salary and Wages	\$ 848,191	\$ 1,045,219	\$ 988,677
52000 Fringe Benefits	341,349	446,164	449,066
53000 Travel			-
54000 Operating Expend.	752,854	499,388	370,826
55000 Capital Outlay	241,305	196,039	32,500
Total Expenditures	\$ 2,183,698	\$ 2,186,809	\$ 1,841,069
Ending Fund Balance	\$ 862,638	\$ 574,150	\$ 441,571

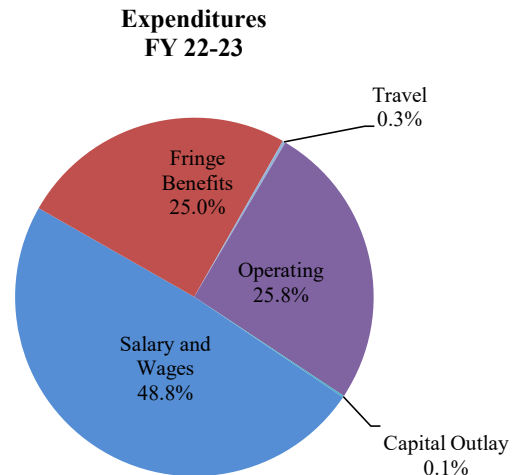
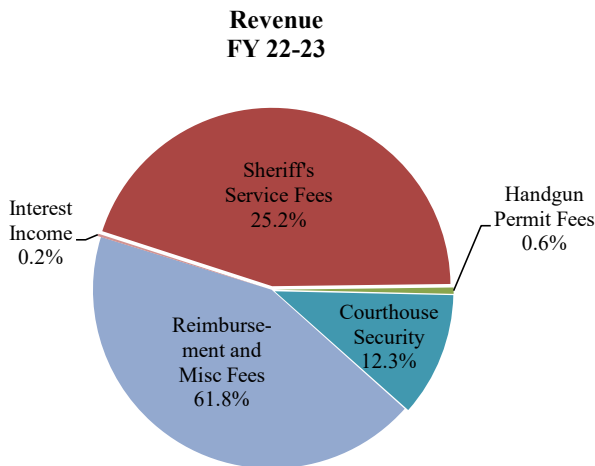


**Sheriff Service Fee
Fund 1160
FY 2022-23**

Sheriff Service Fee Fund O.S. Title 19 § 514, 514.1 and 514.3

Funds from Civil and Criminal process and miscellaneous fees to include finger printing. Monies from the account shall be expended by the Sheriff in the lawful operation of his office.

	Actual Revenue	Estimated Actual Revenues	Adopted and Estimated Budget
	FY 2020-21	FY 2021-22	FY 2022-23
Inmate Boarding Fees-Cities	\$ 112,395	\$ -	\$ -
Sheriff's Service Fees	2,646,420	1,347,046	1,431,687
Handgun Permit Fees	27,175	18,000	18,000
Jail Phone Fees	163,515	-	-
Courthouse Security	375,883	399,057	359,151
Inmate Incarceration Fees	10,188	-	-
Reimbursements and Misc Fees	95,829	1,221,668	1,380,842
Interest Income	4,919	7,831	7,048
Total Operating Revenue	3,436,325	2,993,601	3,196,728
Operating Transfers In			
Operating Transfers Out	(829,485)		
Budgetary Fund Balance	1,480,387	841,402	398,866
Total Revenues, Transfers and Fund Balance	\$ 4,087,227	\$ 3,835,004	\$ 3,595,594
Expenditures	Actual Expenditures FY 2020-21	Estimated Actual Expenditures FY 2021-22	Adopted Budget FY 2022-23
51000 Salary and Wages	\$ 1,298,349	\$ 1,547,350	\$ 1,743,557
52000 Fringe Benefits	641,148	839,958	892,089
53000 Travel	6,967	4,248	9,750
54000 Operating Expend.	1,205,237	1,031,205	922,051
55000 Capital Outlay	94,123	13,377	5,000
Total Expenditures	\$ 3,245,824	\$ 3,436,138	\$ 3,572,447
Ending Fund Balance	\$ 841,402	\$ 398,866	\$ 23,146



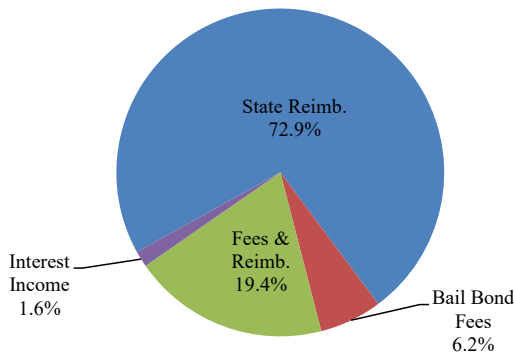
**Sheriff Special Revenue
Fund 1161
FY 2022-23**

Sheriff Special Revenue Fund O.S. Title 19 § 180.43

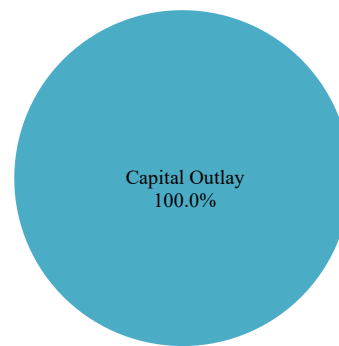
Established to account for the collection and expenditures of prisoner boarding fees, for the operation of the jail commissary, housing of federal prisoners, drug enforcement, travel activities and training activities of the Sheriff's office.

	Actual Revenue	Estimated Actual Revenues	Adopted and Estimated Budget
<u>Revenue</u>	<u>FY 2020-21</u>	<u>FY 2021-22</u>	<u>FY 2022-23</u>
Inmate Boarding Fees-Cities	\$ -	\$ -	\$ -
Inmate Boarding Fees-State	329,789	-	-
Jail-Other	13,410	-	-
State Reimbursement	368,806	463,688	417,319
Commissary Fees	92,832	-	-
Bail Bond Fees	47,018	39,296	35,367
Fees & Reimb.	125,513	123,437	111,094
Interest Income	10,131	10,000	9,000
Total Operating Revenue	\$ 987,499	\$ 636,422	\$ 572,779
Operating Transfers In	104,856		
Operating Transfers Out	(1,366,937)	-	-
Budgetary Fund Balance	3,362,383	2,010,046	1,623,697
Total Revenues, Transfers and Fund Balance	\$ 3,087,801	\$ 2,646,468	\$ 2,196,477
	Actual	Estimated	Adopted
	Expenditures	Actual	Budget
<u>Expenditures</u>	<u>FY 2020-21</u>	<u>FY 2021-22</u>	<u>FY 2022-23</u>
51000 Salary and Wages	\$ 44,969	\$ 54,422	\$ -
52000 Fringe Benefits	16,067	20,620	-
53000 Travel	4,737	12,820	-
54000 Operating Expend.	534,445	506,820	-
55000 Capital Outlay	477,536	428,088	393,480
Total Expenditures	\$ 1,077,755	\$ 1,022,770	\$ 393,480
Ending Fund Balance	\$ 2,010,046	\$ 1,623,697	\$ 1,802,997

**Revenue
FY 22-23**



**Expenditures
FY 22-23**



**Sheriff Grant
Fund 1162
FY 2022-23**

Sheriff Grant Fund O.S. Title 19 § 529

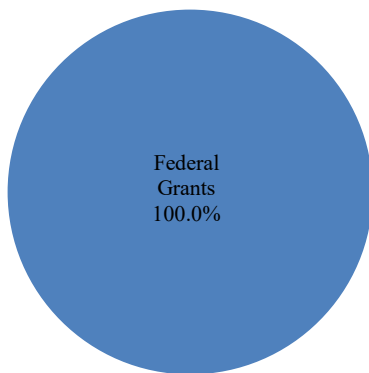
Established to account for the collection and expenditures of monies received from state and federal granting agencies.

Revenue	Actual Revenue FY 2020-21	Estimated Actual Revenues FY 2021-22	Adopted and Estimated Budget FY 2022-23
Federal Grants	\$ 490,157	\$ 436,863	\$ 393,176
State Grants	981	-	-
Technology Grant	-	-	-
Interest Income	-	-	-
Total Operating Revenue	491,137	436,863	393,176
Operating Transfers In	30,000	-	-
Operating Transfers Out	(141,546)	-	-
Budgetary Fund Balance	628,834	505,966	497,755
Total Revenues, Transfers and Fund Balance	\$ 1,008,425	\$ 942,828	\$ 890,931

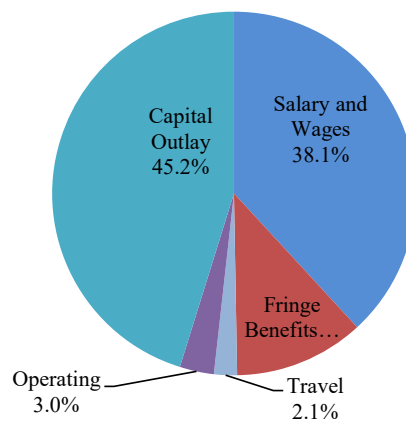
Expenditures	Actual Expenditures FY 2020-21	Estimated Actual Expenditures FY 2021-22	Adopted Budget FY 2022-23
51000 Salary and Wages	\$ 141,395	\$ 194,270	\$ 147,867
52000 Fringe Benefits	27,497	63,217	44,849
53000 Travel	-	863	8,000
54000 Operating Expend.	3,543	42,810	11,821
55000 Capital Outlay	330,025	143,913	175,179
Total Expenditures	\$ 502,460	\$ 445,073	\$ 387,716

Ending Fund Balance	\$ 505,966	\$ 497,755	\$ 503,215
----------------------------	-------------------	-------------------	-------------------

**Revenue
FY 22-23**



**Expenditures
FY 22-23**



**Assessor's Revolving Fee
Fund 1201
FY 2022-23**

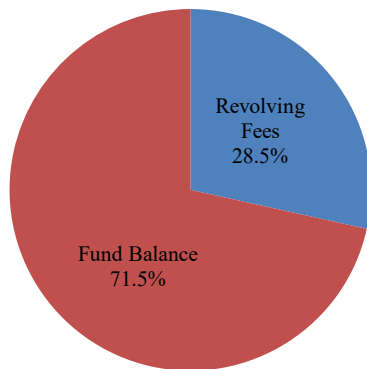
Assessor Fee Revolving Fund O.S. Title 68 § 2829.1

Consists of fees collected by the Assessor for furnishing all records available for copying and for furnishing standard maps. Monies deposited to the fund shall be expended by the County Assessor and shall not be transferred to any other account for a purpose other than 1) For maintenance, replacement and upgrade of computer hardware and software associated with County Assessor databases and geographic information systems; and 2) To provide products and services generated from the database and geographic information.

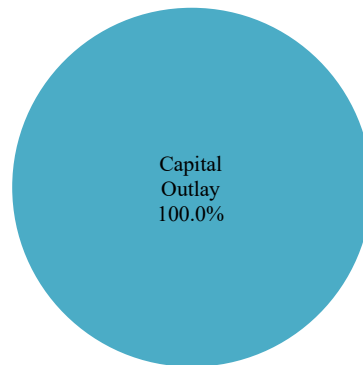
Revenue	Actual Revenue FY 2020-21	Estimated Actual Revenues FY 2021-22	Adopted and Estimated Budget FY 2022-23
Revolving Fees	\$ 16,149	\$ 17,162	\$ 15,445
Total Operating Revenue	16,149	17,162	15,445
Operating Transfers In	-	-	-
Operating Transfers Out	-	-	-
Budgetary Fund Balance	101,064	88,093	38,811
Total Revenues, Transfers and Fund Balance	\$ 117,213	\$ 105,255	\$ 54,257

Expenditures	Actual Expenditures FY 2020-21	Estimated Actual Expenditures FY 2021-22	Adopted Budget FY 2022-23
51000 Salary and Wages	\$ -	\$ -	\$ -
52000 Fringe Benefits	-	-	-
53000 Travel	-	-	-
54000 Operating Expend.	-	-	-
55000 Capital Outlay	29,120	66,443	43,932
Total Expenditures	\$ 29,120	\$ 66,443	\$ 43,932
Ending Fund Balance	\$ 88,093	\$ 38,811	\$ 10,325

**Revenue
FY 22-23**



**Expenditures
FY 22-23**



Juvenile Probation Fee

Fund 1231

FY 2022-23

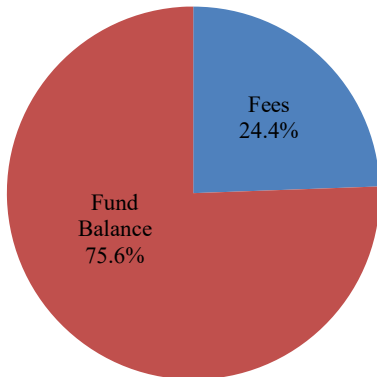
Juvenile Probation Fee Fund - O.S. Title 10A, Article 2 § 2-2-503

If the child is placed on probation, the court may impose a probation fee of no more than \$25 per month, if the court finds that the child or parent or legal guardian of the child has ability to pay the fee. Fees collected shall be used to purchased needed services for Bureau clients such as sanctions, sex offenders' services, counseling, and psychological counseling.

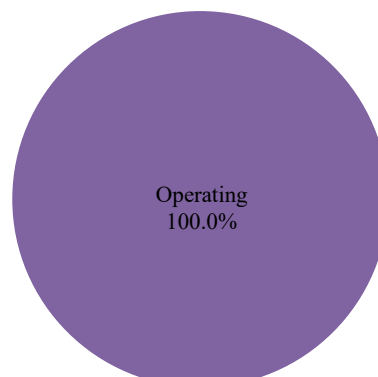
Revenue	Actual Revenue FY 2020-21	Estimated Actual Revenues FY 2021-22	Adopted and Estimated Budget FY 2022-23
Fees	\$ 10,985	\$ 15,566	\$ 14,009
Total Operating Revenue	10,985	15,566	14,009
Operating Transfers In	-	-	-
Operating Transfers Out	-	-	-
Budgetary Fund Balance	100,359	82,514	43,324
Total Revenues, Transfers and Fund Balance	\$ 111,344	\$ 98,080	\$ 57,333

Expenditures	Actual Expenditures FY 2020-21	Estimated Actual Expenditures FY 2021-22	Adopted Budget FY 2022-23
51000 Salary and Wages	\$ -	\$ -	\$ -
52000 Fringe Benefits	-	-	-
53000 Travel	-	-	-
54000 Operating Expend.	28,830	54,756	55,000
55000 Capital Outlay	-	-	-
Total Expenditures	\$ 28,830	\$ 54,756	\$ 55,000
Ending Fund Balance	\$ 82,514	\$ 43,324	\$ 2,333

**Revenue
FY 22-23**



**Expenditures
FY 22-23**



**Juvenile Work Restitution
Fund 1232
FY 2022-23**

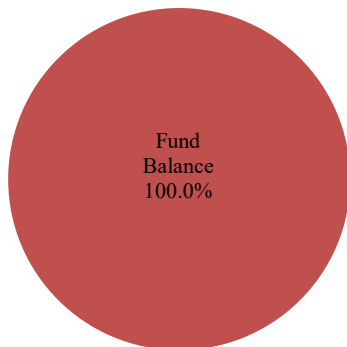
Juvenile Work Restitution Fund O.S. Title 10A, Article 2 § 2-2-503

The court can order the child to pay the fine which would have been imposed had such a child been convicted of such crime as an adult. Any such fine collected shall be used to allow children otherwise unable to pay restitution to work in community service projects in the private or public sector to earn money to compensate their victims.

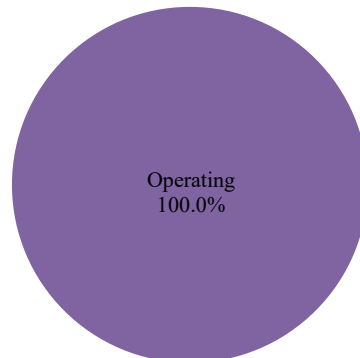
Revenue	Actual Revenue FY 2020-21	Estimated Actual Revenues FY 2021-22	Adopted and Estimated Budget FY 2022-23
Fees	\$ -	\$ -	\$ -
Total Operating Revenue	-	-	-
Operating Transfers In			
Operating Transfers Out			
Budgetary Fund Balance	89,074	89,074	89,074
Total Revenues, Transfers and Fund Balance	\$ 89,074	\$ 89,074	\$ 89,074

Expenditures	Actual Expenditures FY 2020-21	Estimated Actual Expenditures FY 2021-22	Adopted Budget FY 2022-23
51000 Salary and Wages	\$ -	\$ -	\$ -
52000 Fringe Benefits	-	-	-
53000 Travel	-	-	-
54000 Operating Expend.	-	-	1,000
55000 Capital Outlay	-	-	-
Total Expenditures	\$ -	\$ -	\$ 1,000
Ending Fund Balance	\$ 89,074	\$ 89,074	\$ 88,074

**Revenue
FY 22-23**



**Expenditures
FY 22-23**



**Juvenile Grant
Fund 1233
FY 2022-23**

Juvenile Grant Fund

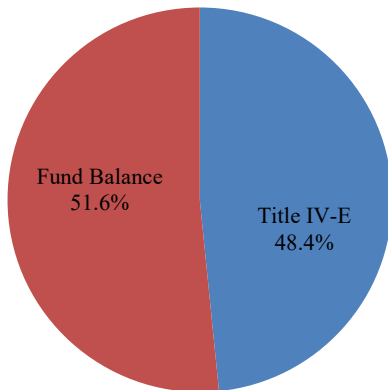
Established to account for collections and expenditures of grants received from federal and state agencies.

Revenue	Actual Revenue FY 2020-21	Estimated Actual Revenues FY 2021-22	Adopted and Estimated Budget FY 2022-23
State Grants	\$ -	\$ -	\$ -
Federal Grants	-	-	
Title IV-E	277,714	212,398	191,158
Total Operating Revenue	277,714	\$ 212,398	\$ 191,158
Operating Transfers In			
Operating Transfers Out			
Budgetary Fund Balance	181,249	\$ 230,148	203,619
Total Revenues, Transfers and Fund Balance	\$ 458,964	\$ 442,546	\$ 394,777

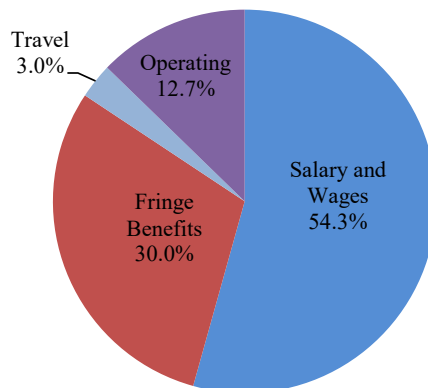
Expenditures	Actual Expenditures FY 2020-21	Estimated Actual Expenditures FY 2021-22	Adopted Budget FY 2022-23
51000 Salary and Wages	\$ 128,560	\$ 135,157	\$ 156,211
52000 Fringe Benefits	66,119	56,671	86,219
53000 Travel			8,500
54000 Operating Expend.	34,136	47,099	36,595
55000 Capital Outlay			-
Total Expenditures	\$ 228,816	\$ 238,927	\$ 287,525

Ending Fund Balance	\$ 230,148	\$ 203,619	\$ 107,252
----------------------------	-------------------	-------------------	-------------------

**Revenue
FY 22-23**



**Expenditures
FY 22-23**



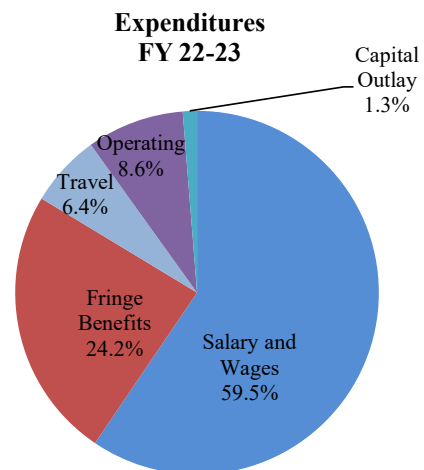
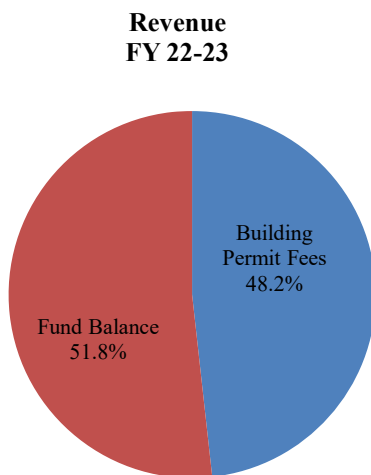
**Planning Commission
Fund 1240
FY 2022-23**

Planning Commission Fee Fund O.S. Title 19 § 868.4

Fees collected for permits and hearings before the Planning Commission, Floodplain Management Board and Board of Adjustment. The funds shall be expended by the planning commission for salaries of the staff, for mailing cost to potentially affected members of the public concerning notice of petitions for amendment to zoning regulations, for books, records, supplies, fixtures and other necessary expenses incurred in the operation of the Planning Commission.

Revenue	Actual Revenue FY 2020-21	Estimated Actual Revenues FY 2021-22	Adopted and Estimated Budget FY 2022-23
Building Permit Fees	\$ 411,276	\$ 468,317	\$ 421,485
Total Operating Revenue	411,276	468,317	421,485
Operating Transfers In			
Operating Transfers Out			
Budgetary Fund Balance	131,484	250,086	452,075
Total Revenues, Transfers and Fund Balance	\$ 542,760	\$ 718,403	\$ 873,560

Expenditures	Actual Expenditures FY 2020-21	Estimated Actual Expenditures FY 2021-22	Adopted Budget FY 2022-23
51000 Salary and Wages	\$ 131,377	\$ 146,195	\$ 235,063
52000 Fringe Benefits	50,102	54,933	95,556
53000 Travel	18,719	23,340	25,400
54000 Operating Expend.	90,329	36,769	34,180
55000 Capital Outlay	2,147	5,091	2,950
Total Expenditures	\$ 292,674	\$ 266,328	\$ 393,149
Ending Fund Balance	\$ 250,086	\$ 452,075	\$ 480,411



Local Emergency Planning Committee

Fund 1250

FY 2022-23

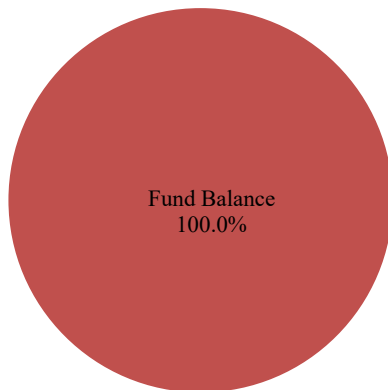
Local Emergency Planning Committee HMEP Grant O.S. Title 27A § 4-2-103

Grant funds received from the U.S. Department of Transportation through the Oklahoma Department of Civil Emergency Management. Restricted for the LEPC for Hazardous Materials Emergency Planning activities.

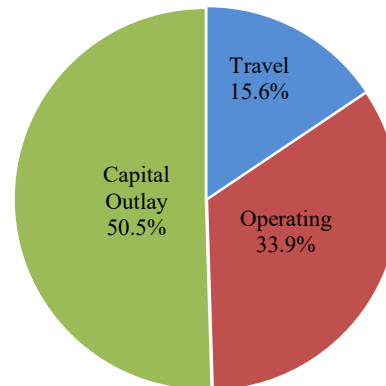
Revenue	Actual Revenue FY 2020-21	Estimated Actual Revenues FY 2021-22	Adopted and Estimated Budget FY 2022-23
HMEP Grant Revenues	\$ -	\$ -	\$ -
Total Operating Revenue	-	-	-
Operating Transfers In			
Operating Transfers Out			
Budgetary Fund Balance	9,618	9,618	9,618
Total Revenues, Transfers and Fund Balance	\$ 9,618	\$ 9,618	\$ 9,618

Expenditures	Actual Expenditures FY 2020-21	Estimated Actual Expenditures FY 2021-22	Adopted Budget FY 2022-23
51000 Salary and Wages	\$ -	\$ -	\$ -
52000 Fringe Benefits	-	-	-
53000 Travel	-	-	1,500
54000 Operating Expend.	-	-	3,262
55000 Capital Outlay	-	-	4,856
Total Expenditures	\$ -	\$ -	\$ 9,618
Ending Fund Balance	\$ 9,618	\$ 9,618	\$ -

**Revenue
FY 22-23**



**Expenditures
FY 22-23**



**Emergency Management
Fund 1251
FY 2022-23**

Emergency Management Fund O.S. Title 63 § 683.1

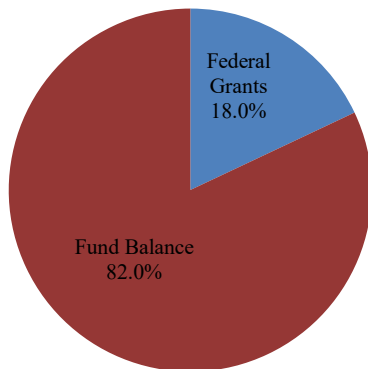
Revenues received from the Federal Emergency Management Agency for travel, operations, and capital items relating to the Emergency Management program.

Revenue	Actual Revenue FY 2020-21	Estimated Actual Revenues FY 2021-22	Adopted and Estimated Budget FY 2022-23
Federal Grants-DPPE/Emergency Operation Plan/HMPG	\$ 75,000	\$ 110,200	\$ 99,180
EM Comm Infrastructure	59,000	-	-
FEMA Reimb	1,588	-	-
Total Operating Revenue	135,588	110,200	99,180
Operating Transfers In	-	-	-
Operating Transfers Out	-	-	-
Budgetary Fund Balance	610,956	671,789	452,666
Total Revenues, Transfers and Fund Balance	\$ 746,545	\$ 781,989	\$ 551,846

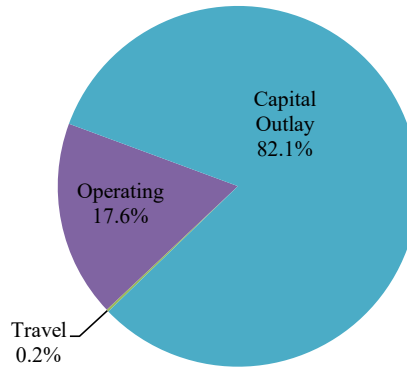
Expenditures	Actual Expenditures FY 2020-21	Estimated Actual Expenditures FY 2021-22	Adopted Budget FY 2022-23
51000 Salary and Wages	-	-	-
52000 Fringe Benefits	-	-	-
53000 Travel	-	-	943
54000 Operating Expend.	6,419	121,325	76,757
55000 Capital Outlay	68,337	207,997	357,522
Total Expenditures	\$ 74,755	\$ 329,323	\$ 435,222

Ending Fund Balance	\$ 671,789	\$ 452,666	\$ 116,624
----------------------------	-------------------	-------------------	-------------------

**Revenue
FY 22-23**



**Expenditures
FY 22-23**



**Court Services
Fund 1260
FY 2022-23**

Community Service Fee Fund O.S. Title 22 § 991a-4.1

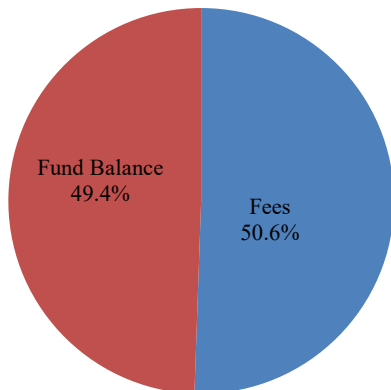
Program established to provide an alternative to incarceration for nonviolent felony offenders

Fees are paid by individuals sentenced to perform community service by the courts.

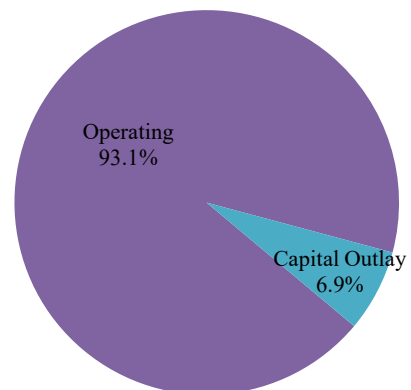
Revenue	Actual Revenue FY 2020-21	Estimated Actual Revenues FY 2021-22	Adopted and Estimated Budget FY 2022-23
Fees	\$ 139,759	\$ 110,679	\$ 99,611
Total Operating Revenue	139,759	110,679	99,611
Operating Transfers In			
Operating Transfers Out			
Budgetary Fund Balance	125,838	155,747	97,355
Total Revenues, Transfers and Fund Balance	\$ 265,597	\$ 266,426	\$ 196,966

Expenditures	Actual Expenditures FY 2020-21	Estimated Actual Expenditures FY 2021-22	Adopted Budget FY 2022-23
51000 Salary and Wages	\$ -	\$ -	\$ -
52000 Fringe Benefits	-	-	-
53000 Travel	-	-	-
54000 Operating Expend.	99,115	154,751	177,000
55000 Capital Outlay	10,736	14,320	13,192
Total Expenditures	\$ 109,850	\$ 169,071	\$ 190,192
Ending Fund Balance	\$ 155,747	\$ 97,355	\$ 6,774

**Revenue
FY 22-23**



**Expenditures
FY 22-23**



**Community Sentencing
Fund 1270
FY 2022-23**

Community Sentencing Fund O.S. Title 22 § 988.6

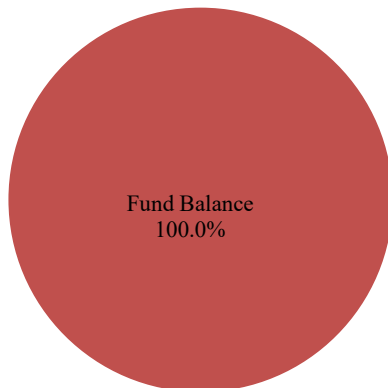
Program established to provide an alternative to incarceration for nonviolent felony offenders.

Fees are paid by individuals sentenced to perform community service by the courts.

Revenue	Actual Revenue FY 2020-21	Estimated Actual Revenues FY 2021-22	Adopted and Estimated Budget FY 2022-23
Offender Fees	\$ -	\$ -	\$ -
State DOC Reimb.	-	-	-
Total Operating Revenue	-	-	-
Operating Transfers In			
Operating Transfers Out			
Budgetary Fund Balance	264,448	261,448	261,448
Total Revenues, Transfers and Fund Balance	\$ 264,448	\$ 261,448	\$ 261,448

Expenditures	Actual Expenditures FY 2020-21	Estimated Actual Expenditures FY 2021-22	Adopted Budget FY 2022-23
51000 Salary and Wages	\$ -	\$ -	\$ -
52000 Fringe Benefits	-	-	-
53000 Travel	-	-	-
54000 Operating Expend.	-	-	-
55000 Capital Outlay	3,000	-	-
Total Expenditures	\$ 3,000	\$ -	\$ -
Ending Fund Balance	\$ 261,448	\$ 261,448	\$ 261,448

**Revenue
FY 22-23**



**Drug Court
Fund 1280
FY 2022-23**

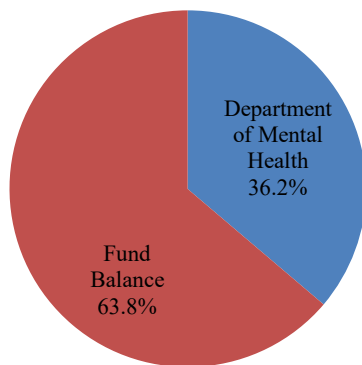
Drug Court Fund O.S. Title 22 § 471.1

Established to account for funds received from the Department of Mental Health for the purpose of administering a Drug Court program.

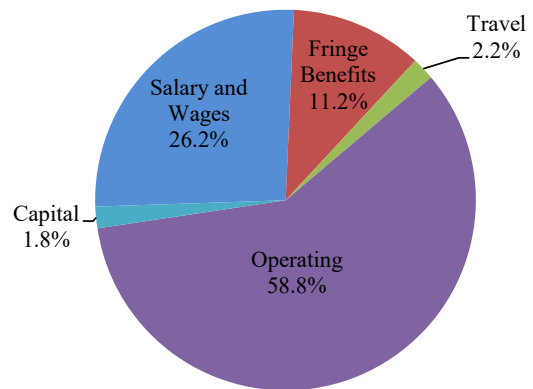
Revenue	Actual Revenue FY 2020-21	Estimated Actual Revenues FY 2021-22	Adopted and Estimated Budget FY 2022-23
Department of Mental Health	\$ 408,042	\$ 412,670	\$ 371,403
Total Operating Revenue	408,042	412,670	371,403
Operating Transfers In			
Operating Transfers Out			
Budgetary Fund Balance	404,941	490,279	653,610
Total Revenues, Transfers and Fund Balance	\$ 812,983	\$ 902,949	\$ 1,025,013

Expenditures	Actual Expenditures FY 2020-21	Estimated Actual Expenditures FY 2021-22	Adopted Budget FY 2022-23
51000 Salary and Wages	\$ 65,121	\$ 113,233	\$ 135,900
52000 Fringe Benefits	30,164	35,982	58,096
53000 Travel			10,000
54000 Operating Expend.	225,294	98,386	304,322
55000 Capital Outlay	2,124	1,738	9,400
Total Expenditures	\$ 322,703	\$ 249,339	\$ 517,718
Ending Fund Balance	\$ 490,279	\$ 653,610	\$ 507,294

**Revenue
FY 22-23**



**Expenditures
FY 22-23**



**Drug Court User Fee
Fund 1281
FY 2022-23**

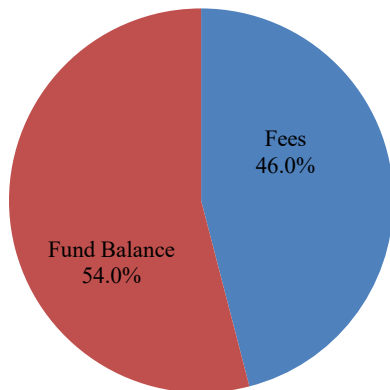
Drug Court User Fee Fund O.S. Title 22 § 471.1

Established to account for user fees and other fees paid by offenders and donations collected in conjunction with the Drug Court program.

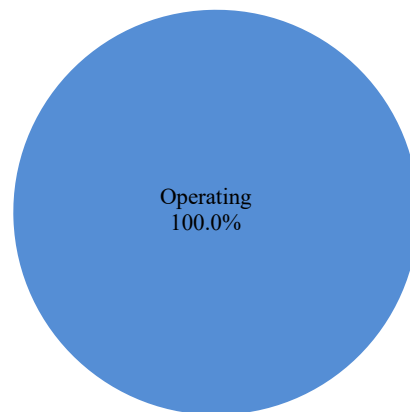
Revenue	Actual Revenue FY 2020-21	Estimated Actual Revenues FY 2021-22	Adopted and Estimated Budget FY 2022-23
Fees	\$ 80,931	\$ 434,784	\$ 391,305
Total Operating Revenue	80,931	434,784	391,305
Operating Transfers In		204,160	
Operating Transfers Out		(2,574)	
Budgetary Fund Balance	26,365	39,433	460,109
Total Revenues, Transfers and Fund Balance	\$ 107,296	\$ 675,804	\$ 851,415

Expenditures	Actual Expenditures FY 2020-21	Estimated Actual Expenditures FY 2021-22	Adopted Budget FY 2022-23
51000 Salary and Wages	\$ -	\$ -	\$ -
52000 Fringe Benefits	-	-	-
53000 Travel	-	-	-
54000 Operating Expend.	67,863	215,694	204,909
55000 Capital Outlay	-	-	-
Total Expenditures	\$ 67,863	\$ 215,694	\$ 204,909
Ending Fund Balance	\$ 39,433	\$ 460,109	\$ 646,505

**Revenue
FY 22-23**



**Expenditures
FY 22-23**



**Mental Health Court
Fund 1282
FY 2022-23**

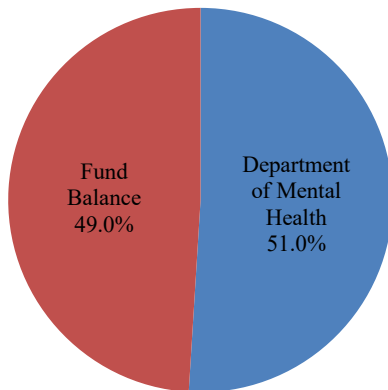
Mental Health Court Fund O.S. Title 22 § 472

Established to account for funds received from the Department of Mental Health for the purpose of administering a mental health program in accordance with T. 22 O.S. §472.

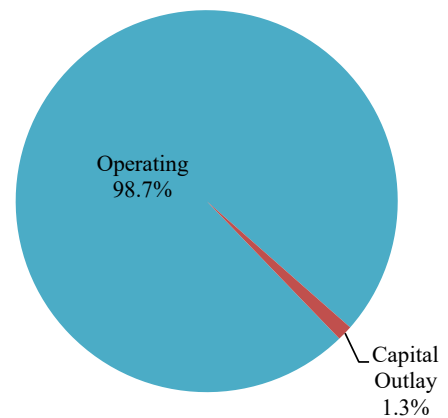
Revenue	Actual Revenue FY 2020-21	Estimated Actual Revenues FY 2021-22	Adopted and Estimated Budget FY 2022-23
Department of Mental Health	\$ 184,497	\$ 145,122	\$ 130,610
Total Operating Revenue	184,497	145,122	130,610
Operating Transfers In			
Operating Transfers Out	(30,750)	(249,852)	-
Budgetary Fund Balance	249,410	328,252	125,623
Total Revenues, Transfers and Fund Balance	\$ 403,157	\$ 223,522	\$ 256,232

Expenditures	Actual Expenditures FY 2020-21	Estimated Actual Expenditures FY 2021-22	Adopted Budget FY 2022-23
51000 Salary and Wages	\$ -	\$ -	\$ -
52000 Fringe Benefits	-	-	-
53000 Travel	-	-	-
54000 Operating Expend.	72,839	94,990	137,001
55000 Capital Outlay	2,066	2,909	1,800
Total Expenditures	\$ 74,905	\$ 97,900	\$ 138,801
Ending Fund Balance	\$ 328,252	\$ 125,623	\$ 117,431

**Revenue
FY 22-23**



**Expenditures
FY 22-23**



**Shine Program
Fund 1290
FY 2022-23**

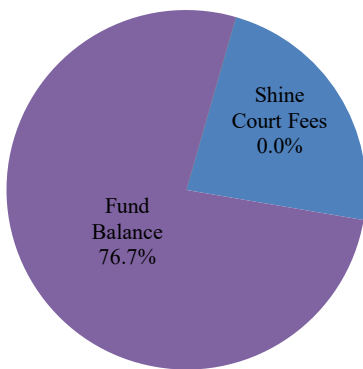
SHINE Program Fund O.S. Title 19 § 339.7

Program established to remove graffiti, overgrowth of weeds and grass, and the pickup and hauling of trash and debris from public areas in Oklahoma County and to aid in all SHINE related expenses of this program related to the expense of county employees who are tasked with supervising low level offenders who have been court ordered and sentenced to perform community service for the SHINE program.

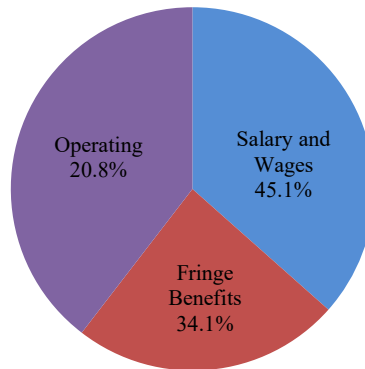
Revenue	Actual Revenue FY 2020-21	Estimated Actual Revenues FY 2021-22	Adopted and Estimated Budget FY 2022-23
Shine Court Fees	\$ 649	\$ 49	\$ 44
City and Other County Reimbursements	200,000	117,978	106,180
Donations	324,000	-	-
Total Operating Revenue	524,649	118,027	106,224
Operating Transfers In	-		
Operating Transfers Out			
Budgetary Fund Balance	797	484,133	350,526
Total Revenues, Transfers and Fund Balance	\$ 525,446	\$ 602,160	\$ 456,750

Expenditures	Actual Expenditures FY 2020-21	Estimated Actual Expenditures FY 2021-22	Adopted Budget FY 2022-23
51000 Salary and Wages	\$ 21,778	\$ 95,793	\$ 98,686
52000 Fringe Benefits	8,776	52,983	64,452
53000 Travel		-	-
54000 Operating Expend.	10,759	102,858	106,700
55000 Capital Outlay		-	-
Total Expenditures	\$ 41,313	\$ 251,634	\$ 269,837
Ending Fund Balance	\$ 484,133	\$ 350,526	\$ 186,912

**Revenue
FY 22-23**



**Expenditures
FY 22-23**



**MIS Special Revenue Fund
Fund 1300
FY 2022-23**

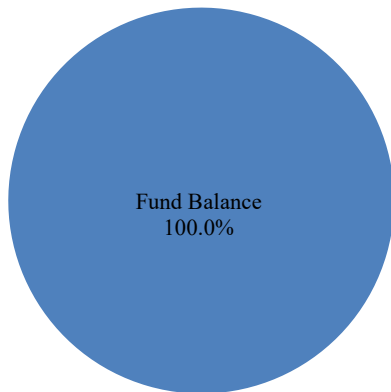
MIS Special Revenue Fund

Program established to collect funds for EJS Portal Access.

Revenue	Actual Revenue FY 2020-21	Estimated Actual Revenues FY 2021-22	Adopted and Estimated Budget FY 2022-23
EJS Portal Access Fees	\$ -	\$ -	\$ -
Total Operating Revenue	-	-	-
Operating Transfers In	-		
Operating Transfers Out			
Budgetary Fund Balance	20,954	20,954	20,954
Total Revenues, Transfers and Fund Balance	\$ 20,954	\$ 20,954	\$ 20,954

Expenditures	Actual Expenditures FY 2020-21	Estimated Actual Expenditures FY 2021-22	Adopted Budget FY 2022-23
51000 Salary and Wages	-	-	\$ -
52000 Fringe Benefits	-	-	-
53000 Travel	-	-	-
54000 Operating Expend.	-	-	-
55000 Capital Outlay	-	-	-
Total Expenditures	\$ -	\$ -	\$ -
Ending Fund Balance	\$ 20,954	\$ 20,954	\$ 20,954

**Revenue
FY 22-23**



Special Projects Fund
Fund 1400-Coronavirus Relief Fund
FY 2022-23

This fund was established to account for the funds received from the Coronavirus Relief Fund established by the Coronavirus Aid, Relief, and Economic Security Act (CARES Act). The payments received from the fund may only be used to cover costs that are necessary expenditures incurred due to the public health emergency with respect to the Coronavirus Disease 2019 (COVID-19).

Revenue	Actual Revenue FY 2020-21	Estimated Actual Revenues FY 2021-22	Adopted and Estimated Budget FY 2022-23
U.S. Treasury	\$ -	\$ -	\$ -
Interest Income	27,438	762	
Total Operating Revenue	27,438	762	-
Operating Transfers In	-	2,615,163	
Operating Transfers Out			
Budgetary Fund Balance	47,162,687	4,483,178	-
Total Revenues, Transfers and Fund Balance	\$ 47,190,125	\$ 7,099,103	\$ -

Expenditures	Actual Expenditures FY 2020-21	Estimated Actual Expenditures FY 2021-22	Adopted Budget FY 2022-23
51000 Salary and Wages	1,866,455	491,900	\$ -
52000 Fringe Benefits	142,822	37,630	-
53000 Travel	-	-	-
54000 Operating Expend.	39,936,565	3,089,356	-
55000 Capital Outlay	761,106	3,480,216	-
Total Expenditures	\$ 42,706,947	\$ 7,099,103.0	\$ -
Ending Fund Balance	\$ 4,483,178	\$ -	\$ -

**Rental Assistance
Fund 1405
FY 2022-23**

This fund was established to account for the funds received from the U.S. Treasury Department's Emergency Rental Assistance Program established by the Coronavirus Aid, Relief, and Economic Security Act (CARES Act). The payments received from the fund may only be used to assist households that are unable to pay rent and utilities due to the Coronavirus Disease 2019 (COVID-19) pandemic.

Revenue	Actual Revenue FY 2020-21	Estimated Actual Revenues FY 2021-22	Adopted and Estimated Budget FY 2022-23
U.S. Treasury	\$ 13,432,958	\$ 7,945,157	\$ -
Interest Income	\$ -	-	-
Total Operating Revenue	13,432,958	7,945,157	-
Operating Transfers In	-	-	-
Operating Transfers Out	-	-	-
Budgetary Fund Balance	-	5,296,771	-
Total Revenues, Transfers and Fund Balance	\$ 13,432,958	\$ 13,241,928	\$ -
Expenditures	Actual Expenditures FY 2020-21	Estimated Actual Expenditures FY 2021-22	Adopted Budget FY 2022-23
51000 Salary and Wages	-	-	\$ -
52000 Fringe Benefits	-	-	-
53000 Travel	-	-	-
54000 Operating Expend.	8,136,187	13,241,928	-
55000 Capital Outlay	-	-	-
Total Expenditures	\$ 8,136,187	\$ 13,241,928	\$ -
Ending Fund Balance	\$ 5,296,771	\$ -	\$ -

**Election Board-CTCL
Fund 1410
FY 2022-23**

This fund was established to account for the funds received from The Center for Tech and Civic Life (CTCL) Foundation. The grant funds must be used exclusively for the public purpose of planning and operationalizing safe and secure election administration in Oklahoma County covering costs that are necessary expenditures incurred due to the public health emergency with respect to the Coronavirus Disease 2019 (COVID-19).

Revenue	Actual Revenue FY 2020-21	Estimated Actual Revenues FY 2021-22	Adopted and Estimated Budget FY 2022-23
CTCL Grant	\$ 517,475	\$ -	\$ -
Interest Income	-	-	-
Total Operating Revenue	517,475	-	-
Operating Transfers In	-	-	-
Operating Transfers Out	-	-	-
Budgetary Fund Balance	-	123,655	-
Total Revenues, Transfers and Fund Balance	\$ 517,475	\$ 123,655	\$ -

Expenditures	Actual Expenditures FY 2020-21	Estimated Actual Expenditures FY 2021-22	Adopted Budget FY 2022-23
51000 Salary and Wages	189,167	-	\$ -
52000 Fringe Benefits	54,816	-	-
53000 Travel	-	-	-
54000 Operating Expend.	128,235	105,258	-
55000 Capital Outlay	21,602	18,398	-
Total Expenditures	\$ 393,820	\$ 123,655	\$ -
Ending Fund Balance	\$ 123,655	\$ -	\$ -

**American Rescue Plan 2021
Fund 1415
FY 2022-23**

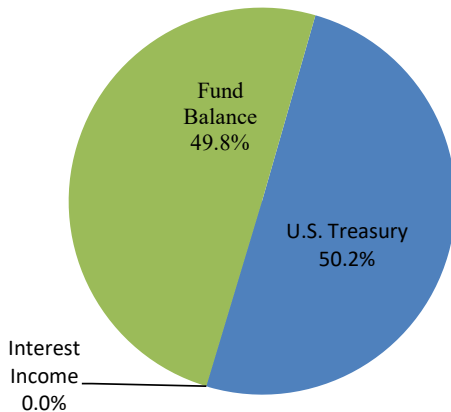
This fund was established to account for the funds received from the Coronavirus State and Local Fiscal Recovery Funds (SLFRF) program, a part of the American Rescue Plan Act 2021. The payments received from the fund may only be used to cover costs that are necessary expenditures in response to and recovery from the COVID-19 public health emergency.

Revenue	Actual Revenue FY 2020-21	Estimated Actual Revenues FY 2021-22	Adopted and Estimated Budget FY 2022-23
U.S. Treasury	\$ 77,446,103	\$ -	\$ 77,446,103
Interest Income	-	18,905	17,014
Total Operating Revenue	77,446,103	18,905	77,463,117
Operating Transfers In	-		
Operating Transfers Out			
Budgetary Fund Balance	-	77,446,103	76,758,008
Total Revenues, Transfers and Fund Balance	\$ 77,446,103	\$ 77,465,008	\$ 154,221,125

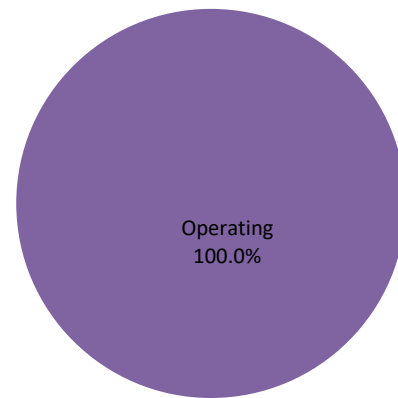
Expenditures	Actual Expenditures FY 2020-21	Estimated Actual Expenditures FY 2021-22	Estimated Budget FY 2022-23
51000 Salary and Wages	-	-	\$ -
52000 Fringe Benefits	-	-	-
53000 Travel	-	-	-
54000 Operating Expend.	-	707,000	44,271,877
55000 Capital Outlay	-	-	-
Total Expenditures	\$ -	\$ 707,000	\$ 44,271,877

Ending Fund Balance	\$ 77,446,103	\$ 76,758,008	\$ 109,949,248
----------------------------	----------------------	----------------------	-----------------------

**Revenue
FY 22-23**



**Expenditures
FY 22-23**

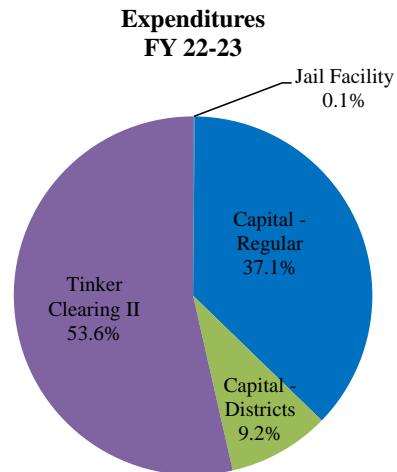
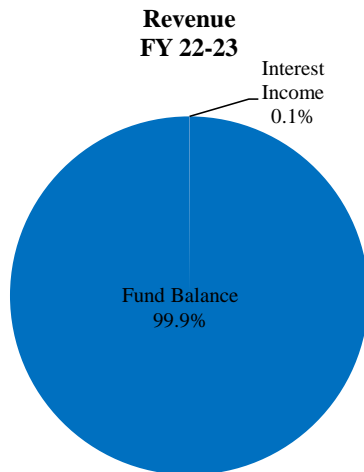


Capital Projects



**Capital Projects
Budget Summary
FY 2022-23**

	Actual FY 2020-21	Estimated Actual FY 2021-22	Adopted and Estimated FY 2022-23
Beginning Fund Balance	\$ 8,561,940	\$ 12,713,135	\$ 8,048,540
Revenue			
FEMA	\$ 40,512.66	\$ 761,624.25	\$ -
TIF Reimbursements	1,141,975	597,819	1,856,129
Miscellaneous Revenue	2,870,814	-	-
Interest Income	1,319	4,896	4,406
Total Revenue	\$ 4,054,621	\$ 1,364,338	\$ 1,860,535
Total Transfers (Net)	3,316,200	2,000,000	60,000
Total Resources	\$ 15,932,761	\$ 16,077,473	\$ 9,969,075
Expenditures			
Capital - Regular	\$ 2,643,475	\$ 7,304,493	\$ 1,916,129
Capital - Districts	-	-	474,489
Tinker Clearing I	-	2,900	705,629
Tinker Clearing II	-	-	2,765,039
County Bonds 2008	576,151	721,540	983,048
Jail Facility	-	-	7,617
Total Expenditures	\$ 3,219,626	\$ 8,028,933	\$ 6,851,951
Ending Fund Balance	\$ 12,713,135	\$ 8,048,540	\$ 3,117,124



Capital Projects-Regular

Fund 2010

FY 2022-23

Capital Project-Regular Fund O.S. Title 19 § 1409

Major capital improvements financed by general obligation bonds, capital grants or contributions shall use a capital projects fund budget.

All capital improvement projects to County owned buildings are budgeted and paid from the Capital Project-Regular fund.

Revenue	Actual Revenue FY 2020-21	Estimated Revenues FY 2021-22	Adopted and Estimated Budget FY 2022-23
Interest Income	\$ 872	\$ 3,706	\$ 3,335
TIF Reimbursements	1,141,975	597,819	1,856,129
Misc Reimb	420,522	-	-
Total Operating Revenue	<u>1,563,368</u>	<u>601,524</u>	<u>1,859,464</u>
Operating Transfers In	3,343,850	2,000,000	60,000
Operating Transfers Out	-	-	-
Budgetary Fund Balance	5,544,880	7,808,623	3,105,654
Total Revenues, Transfers and Fund Balance	<u>\$ 10,452,098</u>	<u>\$ 10,410,147</u>	<u>\$ 5,025,118</u>

Expenditures	Actual Expenditures FY 2020-21	Estimated Expenditures FY 2021-22	Adopted and Estimated Budget FY 2022-23
Facilities			
Capital Projects-as needed			\$ 60,000
Annex:			
Annex Temporary 6th Floor Relocation	213,496		
Annex bathroom flooring		23,290	
Annex & courthouse snack area	7,365	1,025	
Resurface terrazzo floors	60,000		
Annex carpet	18,177	42,993	
Sixth floor restoration	46,975	2,454,914	
Jail Facility:			
Jail elevators	397,087		
Jail mold remediation-Upper floors	32,538		
Jail Ventilation Repair	18,155		
Jail Fire Pump Replacement	41,336		
Jail-Steam Pipe repair	27,500		

**Capital Projects-Regular
Fund 2010
FY 2022-23**

Juvenile:

Replace cell doors in dayroom	65,523	
Brick Tuck and Window Seal	84,720	
Social services buildout at JJC		21,295
Waiting/Lobby addition	1,405	50,145
Juvenile Referee Courtroom	300	
Cameras in stairwells	14,406	
Sally port garage door repair	1,903	
Controls for AHU System	25,900	
Kitchen plumbing replacement	3,700	
Fire safe ball valves	1,694	
Joint sealant repairs	4,766	
Chiller project		120,958
Courtroom	15,000	

Courthouse:

11th floor courthouse stairwell		64,000
Landscaping Project	83,309	
Carpet	25,388	14,844
Courthouse elevator modernization		1,723,991
Jail elevator	29,162	
OG&E Vault	39,020	
Courthouse roof repair		54,452
Courthouse elevators repair	130,000	326,136

Total Facilities Projects	\$ 1,388,825	\$ 4,898,043	\$ 60,000
----------------------------------	---------------------	---------------------	------------------

Techology Projects

9,933	235,222	-
-------	---------	---

TIF - County Annex

570,265	1,969,272	613,300
---------	-----------	---------

TIF - Revolving

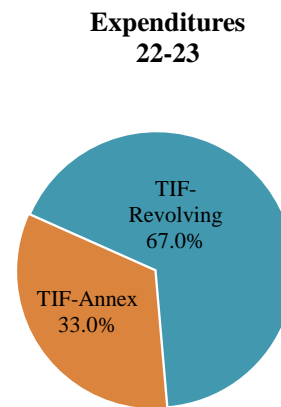
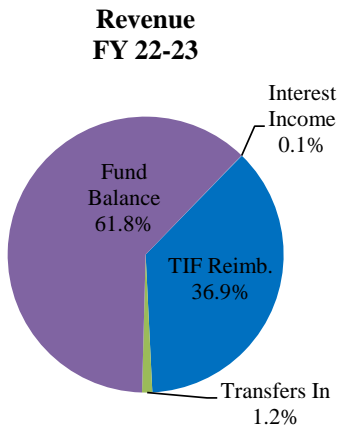
674,452	201,956	1,242,829
---------	---------	-----------

Total Expenditures

\$ 2,643,475	\$ 7,304,493	\$ 1,916,129
---------------------	---------------------	---------------------

Ending Fund Balance

\$ 7,808,623	\$ 3,105,654	\$ 3,108,989
---------------------	---------------------	---------------------



Capital Projects Budget Detail FY 2022-2023

Facilities	<u>Requested</u>	<u>Adopted Budget</u>
Capital Projects - as needed	\$ 300,000	\$ 60,000
Courthouse		
Carpet	50,000	
County Office Building -Annex		
Annex carpet	50,000	
Annex HVAC support	300,000	
Grand Total Facilities	<u>\$ 700,000</u>	<u>\$ 60,000</u>
Grand Total Capital Projects	<u>\$ 700,000</u>	<u>\$ 60,000</u>

Capital Projects-Districts
Fund 2020
FY 2022-23

Capital Project-Districts Fund O.S. Title 19 § 1409

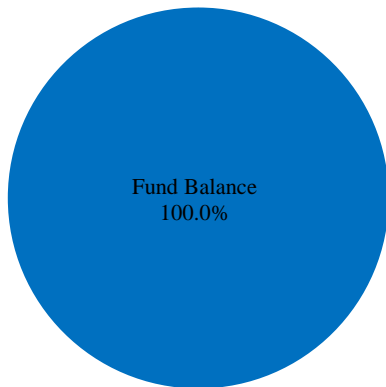
Major capital improvements financed by general obligation bonds, capital grants or contributions shall use a capital projects fund budget.

Fund established to account for highway capital projects.

Revenue	Actual Revenue FY 2020-21	Estimated Actual Revenues FY 2021-22	Adopted and Estimated Budget FY 2022-23
Miscellaneous Revenue	\$ -	\$ -	\$ -
Federal Reimb - Bridge Project	-	-	-
Total Operating Revenue	-	-	-
Operating Transfers In	-		
Operating Transfers Out	-		
Budgetary Fund Balance	474,489	474,489	474,489
Total Revenues, Transfers and Fund Balance	\$ 474,489	\$ 474,489	\$ 474,489

Expenditures	Actual Expenditures FY 2020-21	Estimated Actual Expenditures FY 2021-22	Adopted and Estimated Budget FY 2022-23
Special Road Projects	\$ -	\$ -	\$ 474,489
Total Expenditures	\$ -	\$ -	\$ 474,489
Ending Fund Balance	\$ 474,489	\$ 474,489	\$ -

**Revenue
FY 22-23**



**Expenditures
FY 22-23**



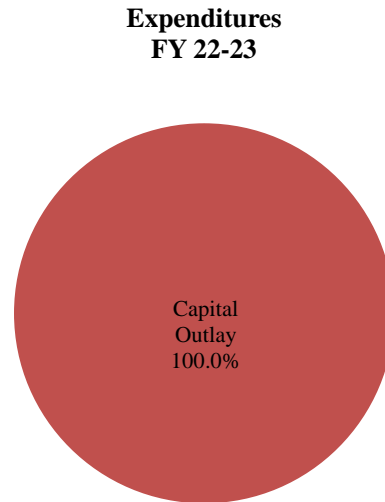
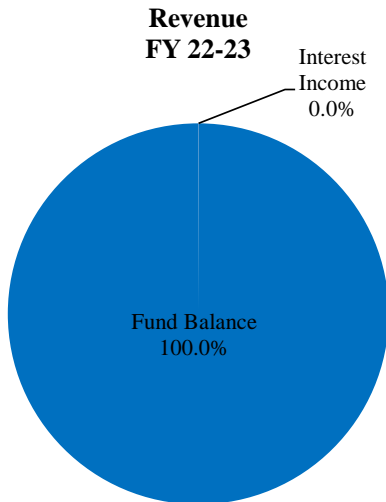
**Capital Projects Tinker Clearing I
Fund 2030
FY 2022-23**

Capital Project-Tinker Clearing O.S. Title 62 Chapter 2 § 351-359

This fund was established to account for the collection and expenditures of two Airport Hazard bonds issued in 1973 and 1975 authorized by voters in a special election for the acquisition and clearing of land surrounding Tinker Air Force Base.

Revenue	Actual Revenue FY 2020-21	Estimated Actual Revenues FY 2021-22	Adopted and Estimated Budget FY 2022-23
Interest Income	\$ 128	\$ 363	\$ 326
Miscellaneous	200	-	-
Total Operating Revenue	328	363	326
Operating Transfers In			
Operating Transfers Out			
Budgetary Fund Balance	707,512	707,840	705,302
Total Revenues, Transfers and Fund Balance	\$ 707,840	\$ 708,202	\$ 705,629

Expenditures	Actual Expenditures FY 2020-21	Estimated Actual Expenditures FY 2021-22	Adopted and Estimated Budget FY 2022-23
55000 Capital Outlay	\$ -	\$ 2,900	\$ 705,629
Total Expenditures	\$ -	\$ 2,900	\$ 705,629
Ending Fund Balance	\$ 707,840	\$ 705,302	\$ -



Capital Projects Tinker Clearing II
Fund 2031
FY 2022-23

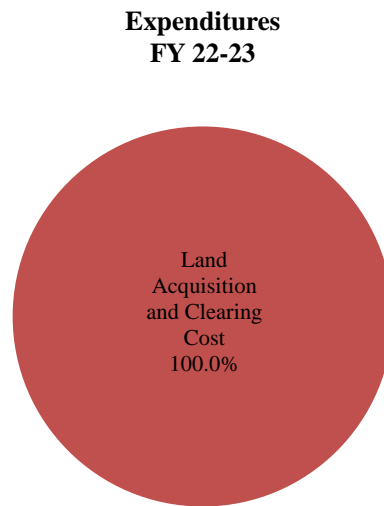
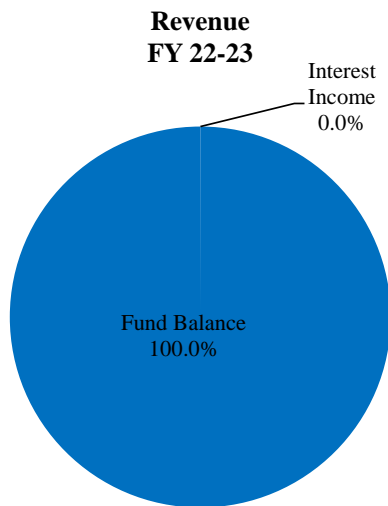
Capital Project-Tinker Clearing II O.S. Title 62 Chapter 2 § 351-359

Established to account for the collection and expenditures of \$20,000,000 of General Obligation Bonds issued in 2002 & 2003. The bonds were issued for the purpose of acquiring property in the vicinity of Tinker Air Force Base in order to provide for the safety of those citizens and provide for the continued assurance of the economic well being of Oklahoma County.

Revenue	Actual Revenue FY 2020-21	Estimated Actual Revenues FY 2021-22	Adopted and Estimated Budget FY 2022-23
Interest Income	\$ 60	\$ 734	\$ 661
Miscellaneous	2,450,000	-	-
Total Operating Revenue	2,450,060	734	661
Operating Transfers In			
Operating Transfers Out			
Budgetary Fund Balance	313,584	2,763,644	2,764,378
Total Revenues, Transfers and Fund Balance	\$ 2,763,644	\$ 2,764,378	\$ 2,765,039

Expenditures	Actual Expenditures FY 2020-21	Estimated Actual Expenditures FY 2021-22	Adopted and Estimated Budget FY 2022-23
Administrative Cost	\$ -	\$ -	\$ -
Land Acquisition and Clearing Cost	-	-	2,765,039
Total Expenditures	\$ -	\$ -	\$ 2,765,039

Ending Fund Balance	\$ 2,763,644	\$ 2,764,378	\$ -
----------------------------	---------------------	---------------------	-------------



Capital Projects County Bonds 2008

Fund 2032

FY 2022-23

Capital Project-County Bonds 2008 O.S. Title 62 Chapter 2 § 351-359

Established to account for the collection and expenditures of \$61,500,000 of General Obligation Bonds issued in 2008.

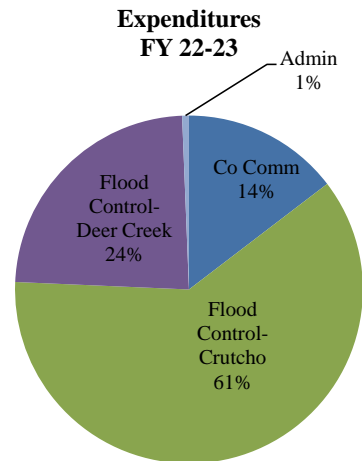
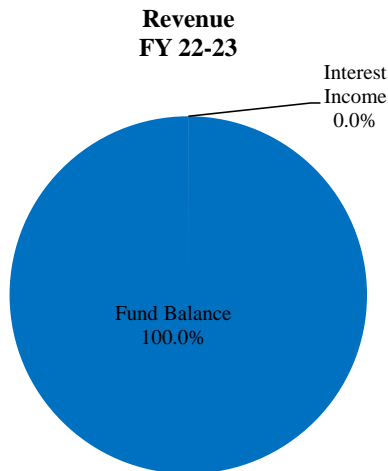
The bonds were issued to provide funds for 1.) the acquisition of the General Motors plant and land located near the Tinker Air Force Base. 2.) Natural hazard mitigation and flooding control at Crutch Creek and Deer Creek flood plains and surrounding areas which facilitate the construction of infrastructure and acquisition of real property.

3.) To provide funds for the purpose of providing capital improvements for the Oklahoma County Courthouse and Annex buildings including utility systems replacement, such as plumbing, electrical, sewer, HVAC and fire suppression systems.

Revenue	Actual Revenue FY 2020-21	Estimated Actual Revenues FY 2021-22	Adopted and Estimated Budget FY 2022-23
Oklahoma Department of Commerce	\$ -	\$ -	-
FEMA	40,513	761,624	-
Interest Income	254	89	80
Total Revenue	40,767	761,714	80
Operating Transfers In	-	-	-
Operating Transfers Out	-	-	-
Budgetary Fund Balance	1,478,297	942,913	983,086
Total Revenues, Transfers and Fund Balance	\$ 1,519,063	\$ 1,704,626	983,166

Expenditures	Actual Expenditures FY 2020-21	Estimated Actual Expenditures FY 2021-22	Adopted and Estimated Budget FY 2022-23
Flood Control-Crutcho	\$ 576,151	\$ 721,540	600,323
Flood Control-Deer Creek	-	-	232,826
County Building Projects	-	-	-
Sale of Material-GM Plant	-	-	-
County Bonds/Admin	-	-	149,899
Total Expenditures	\$ 576,151	\$ 721,540	983,048

Ending Fund Balance	\$ 942,913	\$ 983,086	118
----------------------------	-------------------	-------------------	------------



**Jail Facility
Fund 2040
FY 2022-23**

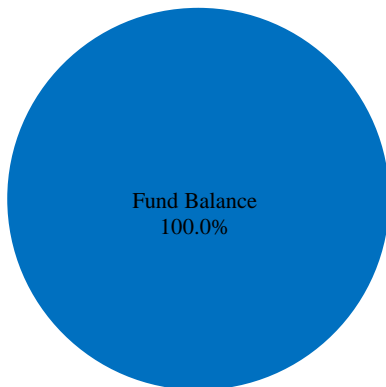
Jail Facility Fund

Established to account for the collection and expenditures of a temporary 1 cent sales tax in 1988 for the construction of the Oklahoma County Jail Facility built in 1992. Revenue received today is from unpaid sales taxes that are paid from property tax liens when the property is sold.

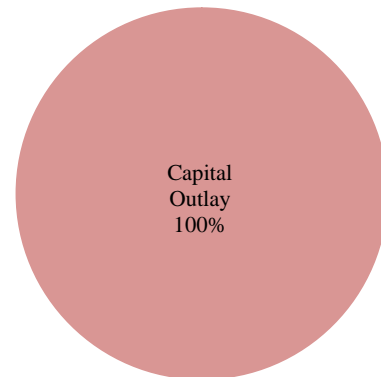
Revenue	Actual Revenue FY 2020-21	Estimated Actual Revenues FY 2021-22	Adopted and Estimated Budget FY 2022-23
Sales Tax	\$ 93	\$ -	\$ -
Total Operating Revenue	93	-	-
Operating Transfers In			
Operating Transfers Out			
Budgetary Fund Balance	7,525	7,617	7,617
Total Revenues, Transfers and Fund Balance	\$ 7,617	\$ 7,617	\$ 7,617

Expenditures	Actual Expenditures FY 2020-21	Estimated Actual Expenditures FY 2021-22	Adopted and Estimated Budget FY 2022-23
Capital Outlay	\$ -	\$ -	\$ 7,617
Total Expenditures	\$ -	\$ -	\$ 7,617
Ending Fund Balance	\$ 7,617	\$ 7,617	\$ -

**Revenue
FY 22-23**



**Expenditures
FY 22-23**



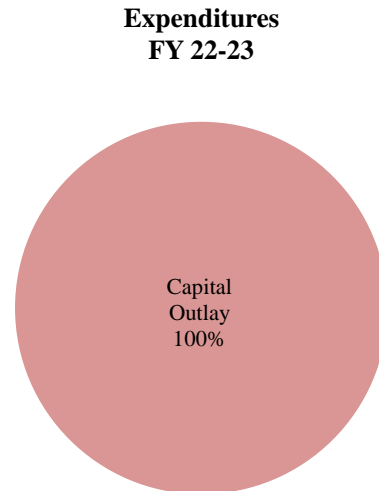
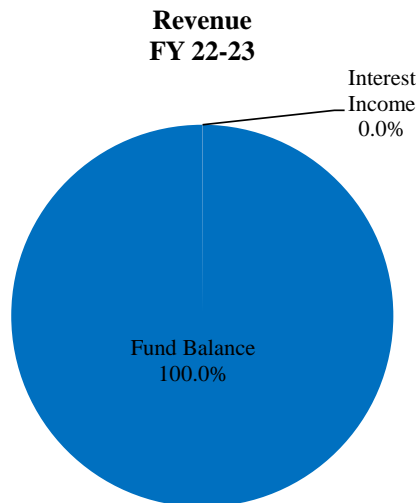
**Sale of Property
Fund 2050
FY 2022-23**

Capital Project-Sale of Property Fund O.S. Title 19 § 339.3

Established to account for all funds received from the sale of land, sites or structures to be used for the purchase or construction of facilities for use by the county.

Revenue	Actual Revenue FY 2020-21	Estimated Actual Revenues FY 2021-22	Adopted and Estimated Budget FY 2022-23
Interest Income	\$ 2	\$ 4	\$ 3
Miscellaneous Revenue	-	-	-
Total Operating Revenue	2	4	3
Operating Transfers In	-	-	-
Operating Transfers Out	-	-	-
Budgetary Fund Balance	8,007	8,009	8,013
Total Revenues, Transfers and Fund Balance	\$ 8,009	\$ 8,013	\$ 8,016

Expenditures	Actual Expenditures FY 2020-21	Estimated Actual Expenditures FY 2021-22	Adopted and Estimated Budget FY 2022-23
Capital Outlay	\$ -	\$ -	\$ -
Total Expenditures	\$ -	\$ -	\$ -
Ending Fund Balance	\$ 8,009	\$ 8,013	\$ 8,016



**Sale of Land - OSU Building
Fund 2060
FY 2022-23**

Capital Project-OSU Building - Sale of Land Fund O.S. Title 19 § 339.3

Established to account for the funds received from the sale of property where there is currently located a building housing the Oklahoma County Extension Service. A portion of the proceeds is to be used for the purpose of providing a suitable replacement facility for the Oklahoma County Extension Service.

Revenue	Actual Revenue FY 2020-21	Estimated Actual Revenues FY 2021-22	Adopted and Estimated Budget FY 2022-23
Interest Income	\$ 3	\$ -	\$ -
Sale of Land	\$ -	\$ -	-
Total Operating Revenue	\$ 3	\$ -	-
Operating Transfers In	\$ -	\$ -	-
Operating Transfers Out	\$ (27,650)	\$ -	-
Budgetary Fund Balance	\$ 27,646	\$ -	-
Total Revenues, Transfers and Fund Balance	\$ -	\$ -	\$ -

Expenditures	Actual Expenditures FY 2020-21	Estimated Actual Expenditures FY 2021-22	Adopted and Estimated Budget FY 2022-23
Capital Outlay	\$ -	\$ -	\$ -
Total Expenditures	\$ -	\$ -	\$ -
Ending Fund Balance	\$ -	\$ -	\$ -

Note:

The construction of the facility is complete and the remaining balance was transferred to Capital Projects Fund 2010 on 9-17-2020.

This page intentionally left blank

Debt Service

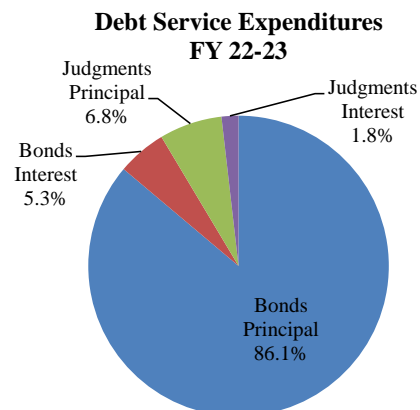
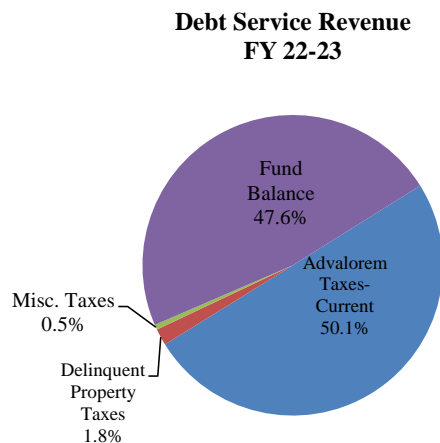


**Debt Service
Fund 3010
FY 2022-23**

Debt Service Fund O.S. Title 62 O.S. § 431

Fund established to account for ad valorem taxes levied for the payment of outstanding bonds and judgments against Oklahoma County.

Revenue	Actual Revenue 2020-21	Estimated Actual Revenues 2021-22	Adopted and Estimated Budget 2022-23
Ad Valorem Tax - Current	\$ 8,360,757	\$ 5,021,614	\$ 6,294,429
Ad Valorem Tax - Prior	309,887	250,172	225,155
Miscellaneous Property Taxes	665,552	76,392	68,753
Total Property Taxes	9,336,196	5,348,178	6,588,337
Interest Income	2,171	1,985	1,786
Total Operating Revenue	9,338,367	5,350,163	6,590,123
Operating Transfers In	-	-	-
Operating Transfers Out	-	-	-
Budgetary Fund Balance	6,188,693	6,696,039	5,984,863
Total Revenues, Transfers and Fund Balance	\$ 15,527,060	\$ 12,046,202	\$ 12,574,986
	Actual Expenditures 2020-21	Estimated Actual Expenditures 2021-22	Adopted Budget 2022-23
Bonds			
Principal	\$ 5,480,000	\$ 5,455,000	\$ 5,445,000
Interest	699,450	526,900	333,900
Total Bond Payments	6,179,450	5,981,900	5,778,900
Judgments			
Principal	2,488,563	75,167	427,000
Interest	163,008	4,273	114,891
Total Judgment Payments	2,651,571	79,439	541,891
Total Expenditures	\$ 8,831,021	\$ 6,061,339	\$ 6,320,791
Ending Fund Balance	\$ 6,696,039	\$ 5,984,863	\$ 6,254,195



OKLAHOMA COUNTY BNSF BONDS
General Obligation Limited Tax Bonds 2014
BNSF Rail Yard acquisition

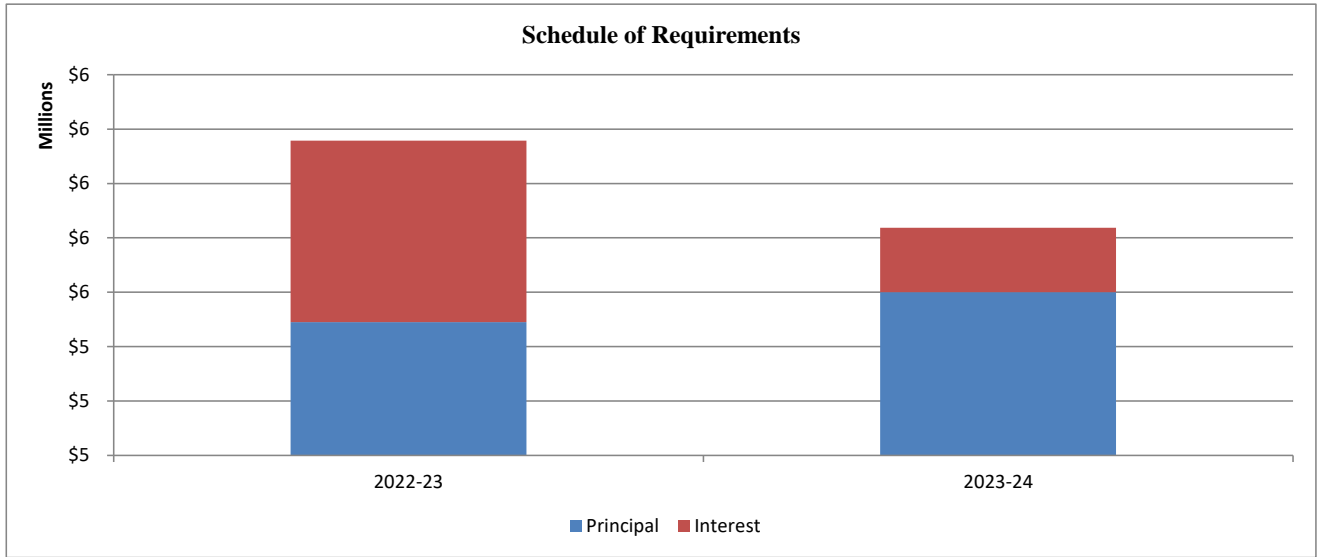
Payment Date	Principal	Interest	Debt Service	FY Total	
03/01/16	\$ -	\$ 300,000.00	\$ 300,000.00	\$ 300,000.00	15-16
09/01/16	1,250,000.00	100,000.00	1,350,000.00		
03/01/17		87,500.00	87,500.00	1,437,500.00	16-17
09/01/17	1,250,000.00	87,500.00	1,337,500.00		
03/01/18		75,000.00	75,000.00	1,412,500.00	17-18
09/01/18	1,250,000.00	75,000.00	1,325,000.00		
03/01/19		62,500.00	62,500.00	1,387,500.00	18-19
09/01/19	1,250,000.00	62,500.00	1,312,500.00		
03/01/20		50,000.00	50,000.00	1,362,500.00	19-20
09/01/20	1,250,000.00	50,000.00	1,300,000.00		
03/01/21		37,500.00	37,500.00	1,337,500.00	20-21
09/01/21	1,250,000.00	37,500.00	1,287,500.00		
03/01/22		25,000.00	25,000.00	1,312,500.00	21-22
09/01/22	1,250,000.00	25,000.00	1,275,000.00		
03/01/23		12,500.00	12,500.00	1,287,500.00	22-23
09/01/23	1,250,000.00	12,500.00	1,262,500.00	1,262,500.00	23-24
TOTALS	\$ 10,000,000.00	\$ 1,100,000.00	\$ 11,100,000.00	11,100,000.00	

OKLAHOMA COUNTY 2008 BONDS
GM Plant Acquisition
Crutcho & Deer Creek Flood Mitigation
County Building Projects

Payment Date	Principal	Interest	Debt Service	FY Total	
02/01/10	\$ -	\$ 3,657,075.00	\$ 3,657,075.00	\$ 3,657,075.00	09-10
08/01/10	4,390,000.00	1,219,025.00	5,609,025.00		
02/01/11		1,142,200.00	1,142,200.00	6,751,225.00	10-11
08/01/11	4,390,000.00	1,142,200.00	5,532,200.00		
02/01/12		1,070,862.50	1,070,862.50	6,603,062.50	11-12
08/01/12	4,390,000.00	1,070,862.50	5,460,862.50		
02/01/13		999,525.00	999,525.00	6,460,387.50	12-13
08/01/13	4,390,000.00	999,525.00	5,389,525.00		
02/01/14		889,775.00	889,775.00	6,279,300.00	13-14
08/01/14	4,390,000.00	889,775.00	5,279,775.00		
02/01/15		818,437.50	818,437.50	6,098,212.50	14-15
08/01/15	4,390,000.00	818,437.50	5,208,437.50		
02/01/16		708,687.50	708,687.50	5,917,125.00	15-16
08/01/16	4,390,000.00	708,687.50	5,098,687.50		
02/01/17		631,862.50	631,862.50	5,730,550.00	16-17
08/01/17	4,390,000.00	417,573.06	4,807,573.06		
02/01/18		484,212.50	484,212.50	5,291,785.56	17-18
08/01/18	4,390,000.00	484,212.50	4,874,212.50		
02/01/19		401,900.00	401,900.00	5,276,112.50	18-19
08/01/19	4,280,000.00	401,900.00	4,681,900.00		
02/01/20		337,700.00	337,700.00	5,019,600.00	19-20
08/01/20	4,230,000.00	337,700.00	4,567,700.00		
02/01/21		274,250.00	274,250.00	4,841,950.00	20-21
08/01/21	4,205,000.00	274,250.00	4,479,250.00		
02/01/22		190,150.00	190,150.00	4,669,400.00	21-22
08/01/22	4,195,000.00	190,150.00	4,385,150.00		
02/01/23		106,250.00	106,250.00	4,491,400.00	22-23
08/01/23	4,250,000.00	106,250.00	4,356,250.00	4,356,250.00	23-24
TOTALS	\$ 60,670,000.00	\$ 20,773,435.56	\$ 81,443,435.56	81,443,435.56	

Bond Schedule - All Bonds Combined

Fiscal Year	GO Bond 2008 - GM Plant			GOLT Bond 2014 - BNSF Bonds			Total Requirements		
	Principal	Interest	Total	Principal	Interest	Total	Principal	Interest	Total
2022-23	4,195,000	296,400	4,491,400	1,250,000	37,500	1,287,500	5,445,000	333,900	5,778,900
2023-24	4,250,000	106,250	4,356,250	1,250,000	12,500	1,262,500	5,500,000	118,750	5,618,750
Total	\$ 8,445,000	\$ 402,650	\$ 8,847,650	\$ 2,500,000	\$ 50,000	\$ 2,550,000	\$ 10,945,000	\$ 452,650	\$ 11,397,650



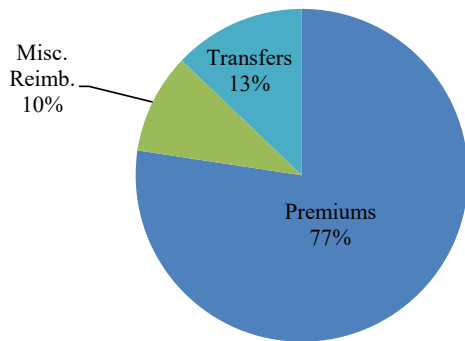
Internal Service



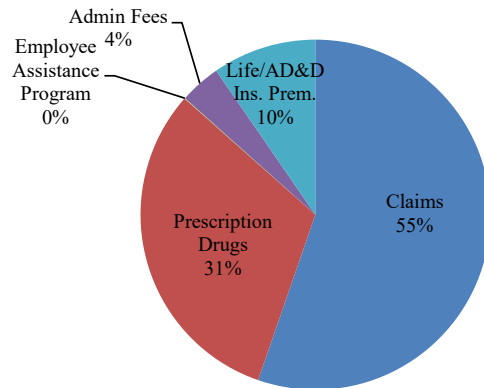
**Internal Service Funds
Budget Summary
FY 2022-23**

	Actual 2020-21	Estimated Actual 2021-22	Adopted and Estimated 2022-23
Revenue			
Premiums	\$ 19,359,321	\$ 21,220,799	\$ 23,113,059
Stop Loss Coverage	466,815	613,503	-
Misc. Reimb.	3,816,065	6,165,861	2,915,399
Interest Income	4	0	0
Transfers	6,670,000	4,321,000	3,835,000
Fund Balance	1,747,254	2,272,356	1,941,835
Total Revenue	\$ 32,059,460	\$ 34,593,519	\$ 31,805,294
Expenditures			
Claims	\$ 19,219,639	\$ 19,424,774	\$ 16,715,079
Prescription Drugs	7,017,700	9,248,863	9,438,484
Employee Assistance Program	21,165	21,393	21,393
Admin Fees	1,098,707	1,167,170	1,139,860
Life/AD&D Ins. Prem.	2,429,895	2,789,485	2,904,316
Total Expenditures	\$ 29,787,106	\$ 32,651,685	\$ 30,219,131
Ending Fund Balance	\$ 2,272,354	\$ 1,941,834	\$ 1,586,163

**Self Insurance Funds-Revenue
FY 22-23**



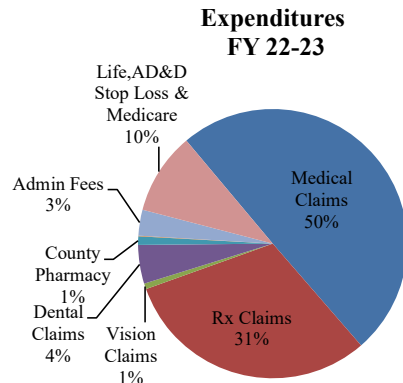
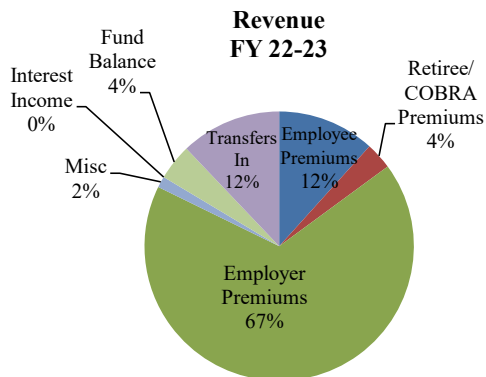
**Self Insurance Funds-Expenditures
FY 22-23**



**Employee Benefits
Fund 4010
FY 2022-23**

Oklahoma County provides medical, dental, vision and prescription coverage to all employees and retirees. All claims are paid by Oklahoma County and administration fees are paid to vendors to administer the plans. Employees participating in the plan pay a monthly premium determined by an actuary study and based on coverage type

	Actual Revenue 2020-21	Estimated Actual Revenues 2021-22	Adopted and Estimated Budget 2022-23
Revenue			
Employee Premiums	\$ 3,171,986	\$ 3,236,846	\$ 3,293,690
Retiree/COBRA Premiums	879,749	870,176	896,857
Employer Premiums	15,307,586	17,113,777	18,922,512
Stop Loss Coverage Reimb	466,815	613,503	-
Prescription Rebates	1,434,785	3,001,256	2,500,000
CARES Reimbursements	1,959,388	2,655,690	-
Miscellaneous Reimbursements	388,368	467,223	377,877
Interest Income	4	-	-
Total Operating Revenue	23,608,680	27,958,472	25,990,936
Operating Transfers In	5,800,000	3,600,000	3,400,000
Operating Transfers Out	-	-	-
Budgetary Fund Balance	1,417,164	1,816,944	1,213,208
Total Revenues, Transfers and Fund Balance	\$ 30,825,844	\$ 33,375,416	\$ 30,604,144
Expenditures			
	Actual Expenditures 2020-21	Estimated Actual Expenditures 2021-22	Estimated Actual Expenditures 2022-23
Medical Claims	\$ 17,058,641	\$ 17,587,543	\$ 14,701,431
Prescription Drug Claims	6,763,524	8,954,396	9,133,484
Vision Claims	175,267	200,629	203,638
Dental Claims	1,464,694	1,349,925	1,370,174
County Pharmacy Reimbursement	254,176	294,467	305,000
Employee Assistance Program	21,165	21,393	21,393
Administration Fees/Refunds/Other	841,539	964,373	924,858
Life/AD&D, Stop Loss & Medicare Premiums	2,429,895	2,789,485	2,904,316
Total Expenditures	\$ 29,008,902	\$ 32,162,207	\$ 29,564,292
Ending Fund Balance	\$ 1,816,942	\$ 1,213,209	\$ 1,039,853



Workers Compensation

Fund 4020

FY 2022-23

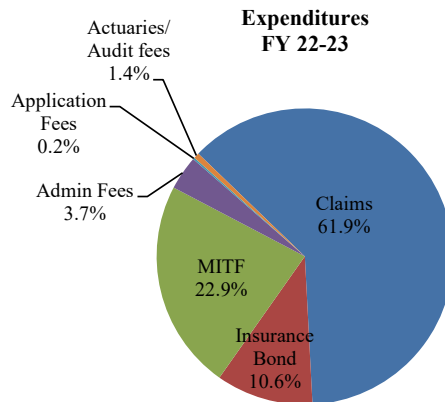
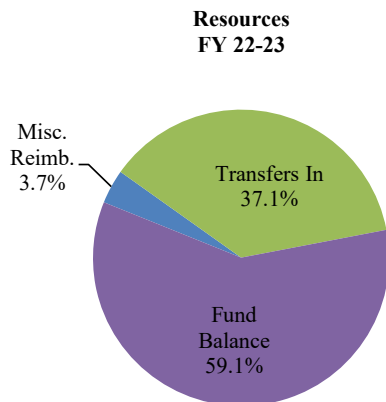
Workers Compensation Fund T.85 O.S. Ch.1 Section 2b-B.1

Oklahoma County is self insured to cover the risk against liability for workers compensation.

Revenue	Actual Revenue 2020-21	Estimated Actual Revenues 2021-22	Adopted and Estimated Budget 2022-23
Miscellaneous Reimbursements & Excess WC Ins	\$ 33,525	\$ 41,691	\$ 37,522
Interest Income	0	0	0
Total Operating Revenue	33,526	41,692	37,522
Operating Transfers In	810,000	540,000	375,000
Operating Transfers Out	-	-	-
Budgetary Fund Balance	237,380	396,486	597,120
Total Revenues, Transfers and Fund Balance	\$ 1,080,905	\$ 978,177	\$ 1,009,643

Expenditures	Actual Expenditures 2020-21	Actual Expenditures 2021-22	Actual Expenditures 2022-23
Administration Fees	\$ 65,000	\$ 50,000	\$ 60,000
Insurance Bond	159,406	129,502	129,502
Multiple Injury Trust Fund (MITF) Assessments	28,262	18,796	21,000
Application Fee-Workers Comp Court	1,000	1,000	1,000
Actuaries/Audit fees	3,500	3,500	3,500
Claims	427,251	178,260	350,000
Total Expenditures	\$ 684,419	\$ 381,057	\$ 565,002

Ending Fund Balance	\$ 396,486	\$ 597,120	\$ 444,642
----------------------------	-------------------	-------------------	-------------------



**Self Insurance
Fund 4030
FY 2022-23**

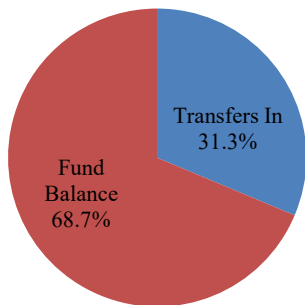
Self Insurance Fund T.51 O.S. Ch.5 Section 169

The County is self insured under the Tort Claims Act against all or any part of any liability it may incur for death, injury or disability of any person or for damage to property, either real or personal.

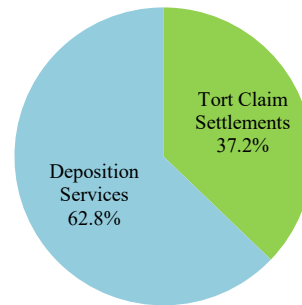
Revenue	Actual Revenue 2020-21	Estimated Actual Revenues 2021-22	Adopted and Estimated Budget 2022-23
Miscellaneous Reimbursements	\$ -	\$ -	\$ -
Interest Income	-	-	-
Total Operating Revenue	-	-	-
Operating Transfers In	60,000	181,000	60,000
Operating Transfers Out			
Budgetary Fund Balance	92,711	58,926	131,507
Total Revenues, Transfers and Fund Balance	\$ 152,711	\$ 239,926	\$ 191,507

Expenditures	Actual Expenditures 2020-21	Actual Expenditures 2021-22	Actual Expenditures 2022-23
Tort Claim Settlements	\$ 19,165	\$ 46,419	\$ 33,424
Deposition Services	74,620	62,000	56,413
Total Expenditures	\$ 93,785	\$ 108,419	\$ 89,836
Ending Fund Balance	\$ 58,926	\$ 131,507	\$ 101,671

**Resources
FY 22-23**



**Expenditures
FY 22-23**



Departmental Summaries



This page intentionally left blank

Larry Stein, Oklahoma County Assessor



Mission: *The Oklahoma County Assessor is a public office created by statute by the Oklahoma Constitution to determine the fair market value of all property in Oklahoma County each year. The officer is elected every four years. The assessor's task each year is to discover all the property, list information about each property and set the market value for all property. The assessor's office is required to physically visit every parcel of property during a four year cycle.*

Each year the assessor is required by law to set the market value, process, mail, maintain and manage all of the property records of more than 350,000 parcels, or units, of property in the 720 square miles that make up Oklahoma County.

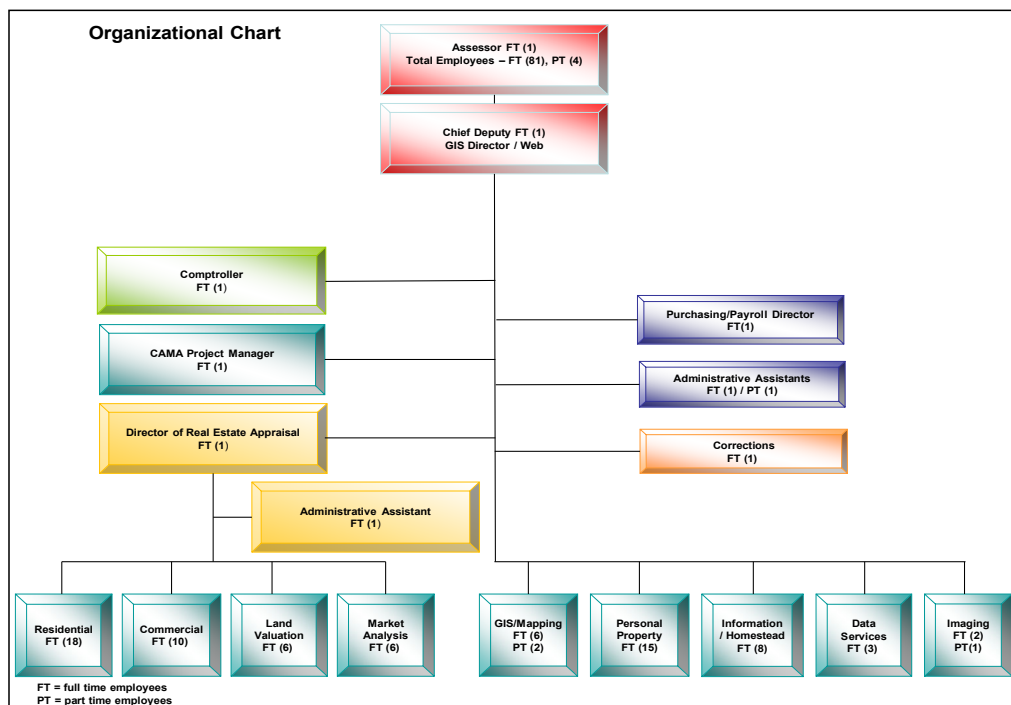
The Oklahoma Tax Commission requires that assessors meet accreditation standards (Title 68 § 2816). Currently 73 of the 83 assessor employees have obtained advanced accreditation. If those standards are not met by the assessor and staff involved in the assessing process, they may not serve in an elected or appointed position. The average length of employment in the assessor's office is 16 years with 57 percent of the employees having more than 10 years experience in the county assessor's office.

The assessor certifies the tax roll to the appropriate taxing authority. The taxes collected based on the assessor information are used to support law enforcement, local public schools, local technology centers and colleges, cities and towns, city/county libraries and county health departments. Out of each ad valorem property tax dollar, Oklahoma County currently receives approximately 9.8¢.

The Oklahoma County Assessor's Office has earned international awards for its website www.oklahomacounty.org/assessor with more than 21 million page views last year, users can look up the most accurate property records available for free and link to other computer programs and county offices to get information about mortgages or tax obligations and payments. The Environmental Systems Research Institute (ESRI) awarded the Oklahoma County Website one of the best in the world out of more than 440,000 competitors around the world. These records help citizens understand the complicated process of assessing market value and how mill levies from cities, towns and schools impact the property taxes they are obliged to pay.

The nine departments in the Oklahoma County Assessor's office utilize state-of-the-art technology to perform their duties of assessing market-value on all properties and the performance of the office is carefully monitored to ensure statutory compliance with regular and surprise performance audits by the Auditor and Inspector's office and the Oklahoma Tax Commission (OTC). Each year the OTC executes a Performance Audit on every one of Oklahoma's 77 counties. Oklahoma County has been one of the few counties earning a perfect score on the Performance Audit. Oklahoma County has worked closely with assessors around Oklahoma and the OTC to make improvements to better analyze the performance of all assessors. The Oklahoma County Staff has been involved in writing legislation and educating lawmakers to pass new laws to help citizens and property owners better understand information about their property and the requirements and duties of assessors. The Oklahoma County Assessor's office currently has approximately 83 full time and 4 part-time employees, 47 employees fewer than the OTC indicates the minimum number of employees required for the workload in a county this size. Based on a cost per employee of approximately \$92,000 for salary, benefits and educational requirements, the Oklahoma County Assessor's office is operating at a savings to the taxpayers of nearly \$5 million a year.

The 2021 assessed value of all property in Oklahoma County is over \$8.44 billion, more than triple the assessed value of \$2.3 billion in 1990 and more than six times the \$1.4 Billion of assessed value in 1980. That value is determined by market forces and growth for demand for real estate in Oklahoma County. Oklahoma County has the most desirable commercial and residential real estate locations and properties in the state of Oklahoma and enjoys one of the fastest growing real estate markets in the southwest.



Larry Stein, Oklahoma County Assessor

Funding Sources and Restrictions:

Visual Inspection O.S. Title 68 § 2820, 2822-2823

Although this is a general fund cost center, the nature of the fund is similar to a special revenue fund used for specific functions and can only be used for the visual inspection of property, not operations of other separate office functions. The County Assessor has a visual inspection plan to inspect all property within the county at least once every four years. The cost is shared by all local school districts and jurisdictions collecting an ad valorem levy. Each jurisdiction's share is proportional to its total levy the prior year. This results in the County funding approximately 9% of the Visual Inspection budget. Amounts billed but not collected from the previous year are taken in consideration as a reduction to the following year's budget appropriations.

Assessor Fee Revolving Fund O.S. Title 68 § 2829.1

Consists of fees collected by the Assessor for furnishing all records available for copying and for furnishing standard maps. Monies deposited to the fund shall be expended by the County Assessor and shall not be transferred to any other account for a purpose other than 1) For maintenance, replacement and upgrade of computer hardware and software associated with County Assessor databases and geographic information systems; and 2) To provide products and services generated from the databases and geographic information system to both public and private parties.

Statistical Information:

	Actual Activity FY 20/21	Current Activity FY 21/22	Projections for FY 22/23
Full-time employees	80	80	83
Part-time employees	5	5	4
Total Numbers of Parcels	353,841	355,748	358,000
Residential/Ag Parcels	283,896	285,855	287,500
Commercial Parcels	21,608	21,798	22,000
Personal Property Accounts	32,788	32,575	33,000
Homestead Exemptions	106,689	105,485	105,000
Additional Homestead	5,097	4,966	5,000
Senior Freeze	20,118	20,353	20,500
100% Disabled Veterans	4,233	4,689	5,000

Financial Information:

	Actual FY 20/21	Projected FY 21/22	Adopted and Estimated FY 22/23
Sources:			
General Fund	\$ 3,240,059	\$ 3,460,534	\$ 3,563,218
General Fund - Visual Inspection	5,522,620	5,881,173	6,344,734
Assessor's Revolving Fund	117,213	105,255	54,257
Total Sources:	<u>\$ 8,879,892</u>	<u>\$ 9,446,962</u>	<u>\$ 9,962,208</u>
Expenditures:			
Salaries	5,063,290	5,278,967	5,523,717
Benefits	2,101,481	2,287,228	2,540,169
Travel	74,321	167,475	204,675
M&O	980,378	1,192,072	1,440,851
Capital	167,216	272,583	242,472
Total Expenditures	<u>\$ 8,386,686</u>	<u>\$ 9,198,326</u>	<u>\$ 9,951,883</u>
Lapsed Funds	405,113	209,825	-
Restricted Fund Balance:			
Assessor's Revolving Fund	88,093	38,811	10,325
Total Expenditures, Lapse and Fund Balance	<u>\$ 8,879,892</u>	<u>\$ 9,446,962</u>	<u>\$ 9,962,208</u>

Forrest "Butch" Freeman, Oklahoma County Treasurer



Mission: *Together, employees of the Oklahoma County Treasurer's office will perform the duties prescribed by law and entrusted to us by the citizens of Oklahoma County with the highest level of integrity and accountability. We will accurately collect and remit taxes, administer all county monies and provide friendly and efficient professional service to those we serve.*

The County Treasurer is an elected constitutional officer with a four-year term whose primary function is to collect property taxes certified by the County Assessor from the assessment valuations placed on real estate, personal property, and public utilities in the County.

After collection, the Treasurer disburses the monies to the county, cities, towns and schools. The County Treasurer is the official custodian of all funds for the County and Treasurer for schools and career technology institutions that do not have their own treasurer.

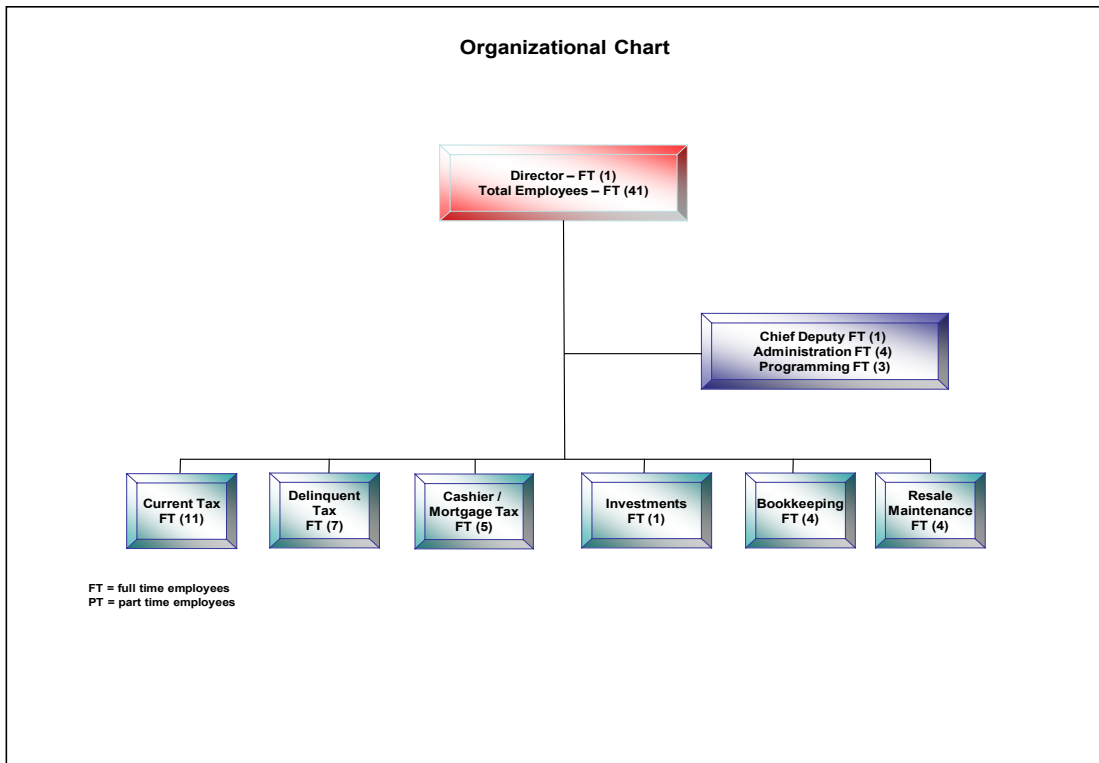
All checks and vouchers for all county departments are registered and maintained through the Treasurer's office. The Treasurer's office is also responsible for the investment of all county funds.

A majority of the tax collections are made by mail through an automated system that allows a faster and more accurate processing of payment and provides a daily balance and audit record. Tax collections are balanced on a daily, monthly, and year-to-date basis, which allows the investment of funds to be made with more accuracy. All special assessments, such as sewer, water, weed, cleaning, paving, and nuisance abatement taxes that are originally assessed by cities and towns in the county are certified to the County Treasurer for collection after they have become delinquent. They are placed as a lien on the real estate property account of the taxpayer.

The Treasurer's office manages County-owned property acquired at the annual sale of real estate for delinquent taxes. The Treasurer may sell these pieces of property, upon approval of the Board of County Commissioners.

Accomplishments: Our office is now accepting Delinquent Tax Payments to be paid with credit cards and e-checks. This is an added convenience for our customers to pay taxes.

Objectives: Working towards being more automated on our Resale and County owned. This will be an added convenience for our customers.



Forrest "Butch" Freeman, Oklahoma County Treasurer

Funding Sources and Restrictions:

Resale Property Fund O.S. Title 68 § 3137 (a) & (b)

All penalties, interest and forfeitures which may accrue on delinquent ad valorem taxes; the proceeds of sale or management, control and operation of property acquired by the county at resale. The funds are authorized to be expended for the following purposes: 1) purchase of records, printing, supplies and equipment, and the employment of necessary clerical personnel, in connection with delinquent, delinquent real estate tax lists 2) payment of the cost of advertising or publication, or posting 3) reimbursement of the purchaser at resale or at commissioners' sale of any parcel of real estate, against which no tax was due 4) all rebates allowed under statutes upon taxes found to have been illegally or erroneously collected.

Resale Property - Budgeted O.S. Title 68 § 3137 (d)

Appropriations from the Resale Property Fund for salary and fringe benefit expenditures.

Treasurer Mortgage Fee Fund O.S. Title 68 § 1904 (b)

A fee of \$5.00 is collected by the Treasurer on each mortgage presented for certification. Monies from this account shall be expended by the County Treasurer in the lawful operation of the Treasurer's office.

Note 1:

Per O.S. Title 68 § 3137(e)&(f) on the 15th of June each year the County Treasurer shall file a financial statement of the resale property fund with the County Clerk for the approval of the Board of County Commissioners setting forth the necessary reserves for expenditures. Any balance remaining on hand over and above the necessary reserves shall be apportioned by the County Treasurer 1/3 to the County, 1/3 to cities and towns of such county, and 1/3 to the various school districts of the county.

Statistical Information:

	Actual Activity FY 20/21	Current Activity FY 21/22	Projections for FY 22/23
Full-time Employees	38	39	41
Current Tax Accounts	350,865	356,465	361,137
Delinquent Statements Mailed	78,232	78,500	87,931
Redemptions	3	-	-
Mortgages Certified	24,733	25,800	40,000
Special Assessments Certified	3,115	2,611	3,236
Checks Registered	40,303	55,239	74,328
Amount of Deposits	\$ 276,757,619	\$ 1,083,106,896	\$ 1,338,766,885
Investment Income	\$ 156,955	\$ 640,000	\$ 100,000

Financial Information:

Sources:

	Actual FY 20/21	Projected FY 21/22	Adopted and Estimated FY 22/23
General Fund	\$ 953,546	\$ 1,091,164	\$ 1,091,111
Resale Property Budgeted	8,698,000	13,992,560	18,976,812
Mortgage Tax Fee	391,584	481,336	487,512
Total Sources:	\$ 10,043,130	\$ 15,565,060	\$ 20,555,435

Total Sources:

Expenditures:

Salaries	2,313,424	2,439,732	2,765,172
Benefits	939,747	897,958	1,257,852
Travel	13,658	16,697	24,450
M&O	1,271,371	1,301,332	1,991,255
Capital	164,234	258,274	599,200
Total Expenditures	\$ 4,702,434	\$ 4,913,993	\$ 6,637,929

Total Expenditures

Lapsed Funds

Lapsed Funds	120,433	39,102	-
--------------	---------	--------	---

Fund Balance:

Resale Property Budgeted	4,939,919	10,313,601	13,627,602
Mortgage Tax Fee	280,343	298,364	289,905

Total Expenditures, Lapse and Fund Balance

Total Expenditures, Lapse and Fund Balance	\$ 10,043,130	\$ 15,565,060	\$ 20,555,435
---	----------------------	----------------------	----------------------

Rick Warren, Oklahoma County Court Clerk

Mission: *To provide efficient, accurate and open records maintenance; and information management and fiscal services to the public, the District Court, and the Bar. As a partner in the efficient administration of justice, our greatest satisfaction is in the services we deliver.*



The constitutionally created office of Court Clerk is elected by countywide vote every four years.

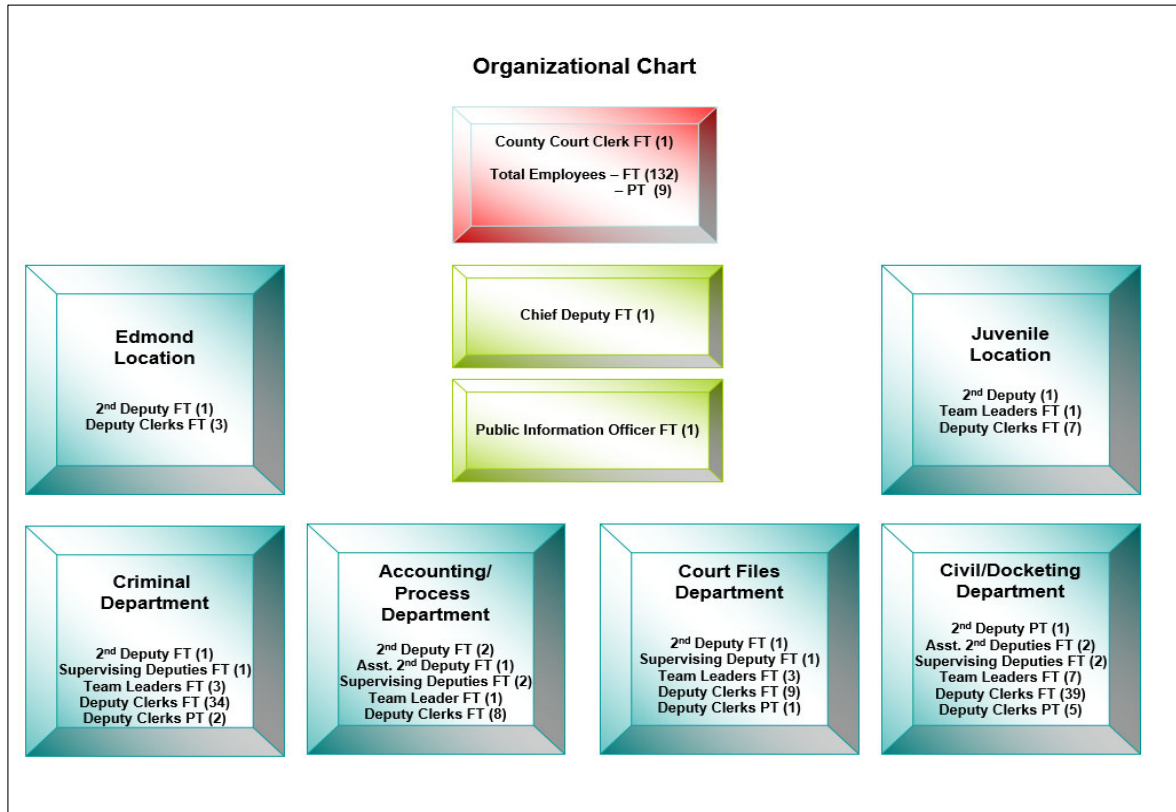
The Court Clerk is one of three members of the Court Fund Governing Board, together with the Presiding Administrative Judge and the Associate District Judge.

The primary responsibilities of the Court Clerk are to record, file and maintain the records of the civil and criminal proceedings before the District Court, and to collect and account for all fines, costs and assessments required by statute. Other responsibilities include: providing staff for 35 state judges and maintaining court schedules, called dockets, summoning, processing, and paying more than 17,000 jurors annually; issuing subpoena and civil process, processing United States passport applications; issuing marriage licenses, private process server licenses and certain other licenses; and providing case data to the Oklahoma Supreme Court.

Filing fees and other costs collected by the Court Clerk are deposited into the Court Fund to pay for all maintenance and operation costs of the District Court. Court equipment, courthouse maintenance, courthouse security, Sheriff's funds, Law Library, the Public Defender's office, the District Attorney's office and court staff are all supported by the Court Fund. Total revenue/receipts exceed \$55 million annually.

The Oklahoma County Court Clerk's office initiated the first computerized jury processing system; the first criminal cost collection department; and the first digital document retention program, all at no expense to the county's General Fund.

Funds collected, audited and accounted for by the Court Clerk's office support more than 30 state, county and municipal agencies, including approximately \$1.4 million annually to the Oklahoma County Sheriff's office.



Rick Warren, Oklahoma County Court Clerk

Funding Sources and Restrictions:

Court Clerk Revolving Fund Reimbursement - appropriated through General Fund:

Funds transferred from the Court Clerk Revolving Fund (Voucher Account described below) to supplement payroll costs.

Court Clerk Revolving Fund (Voucher Account, not a special revenue fund; not appropriated through General Fund)

Expended for the lawful operation of the Court Clerk's office.

Court Fund

Revenues received at the District Court level, used for local operational expenses. Funds may only be spent as budgeted and approved by the Chief Justice of the Supreme Court. Funds in excess of expenses are submitted to the State Judicial Fund to support the Courts.

Court funds are not considered part of the County's financial reporting structure. Nonetheless, these funds are reflected in the attached documents and clearly marked to provide a full picture of the total cost to operate the Oklahoma County Court Clerk's office.

Statistical Information:

	Actual Activity FY 20/21	Actual Activity FY 21/22	Projections for FY 22/23
Full-Time Employees	126	131	132
Small Claim Cases Filed	18,497	18,945	18,721
Traffic Cases Filed	15,160	15,134	15,147
Civil Cases Filed	28,492	29,034	28,763
Felony Cases Filed	6,140	5,805	5,973
Misdemeanors Filed	3,825	3,843	3,834

Financial Information:

	Actual FY 20/21	Projected FY 21/22	Adopted and Estimated FY 22/23
Sources:			
General Fund	\$ 9,307,151	\$ 10,380,770	\$ 10,759,586
Records Management and Preservation Fund	915,775	1,445,775	1,071,775
Total Sources:	\$ 10,222,926	\$ 11,826,545	\$ 11,831,361
Expenditures:			
Salaries	6,217,045	6,796,464	6,980,850
Benefits	2,694,065	3,115,012	3,544,877
Travel	6,635	9,828	11,200
M&O	175,974	192,167	192,659
Capital	47,723	931,136	980,000
Total Expenditures	\$ 9,141,442	\$ 11,044,607	\$ 11,709,586
Lapsed Funds	165,709	286,163	-
Fund Balance:			
Records Management and Preservation Fund	915,775	495,775	121,775
Total Expenditures, Lapse and Fund Balance	\$ 9,307,151	\$ 11,330,770	\$ 11,709,586

David B. Hooten, Oklahoma County Clerk

Mission: *The mission of the Oklahoma County Clerk's office is simple: put the citizens first. We accomplish this by: Being respectful to customers; using our resources wisely; following our Constitutional and Statutory obligations; promoting cooperation with other areas of government; achieving efficiencies in the services we provide; being professional; and leveraging the latest technological advances. These core values enable the County Clerk's office to continuously improve and provide a better experience to the taxpayers of Oklahoma County.*



The County Clerk's office is created by the State Constitution. It is an elective public office where every four years the voters elect the County Clerk during a county-wide election. The County Clerk is the principal record keeper for the county and all of the duties are prescribed by the state legislature. Those duties include:

Registrar of Deeds: All documents related to Oklahoma County property (real estate) interests, such as deeds, mortgages, liens and mineral interests, from 1890 to the present are filed and permanently kept by the County Clerk.

Uniform Commercial Code (UCC): The Oklahoma County Clerk's office is the Central Filing Office for all financing statements within the State of Oklahoma. Anyone who claims a security interest in a transaction involving real or personal property can file a UCC.

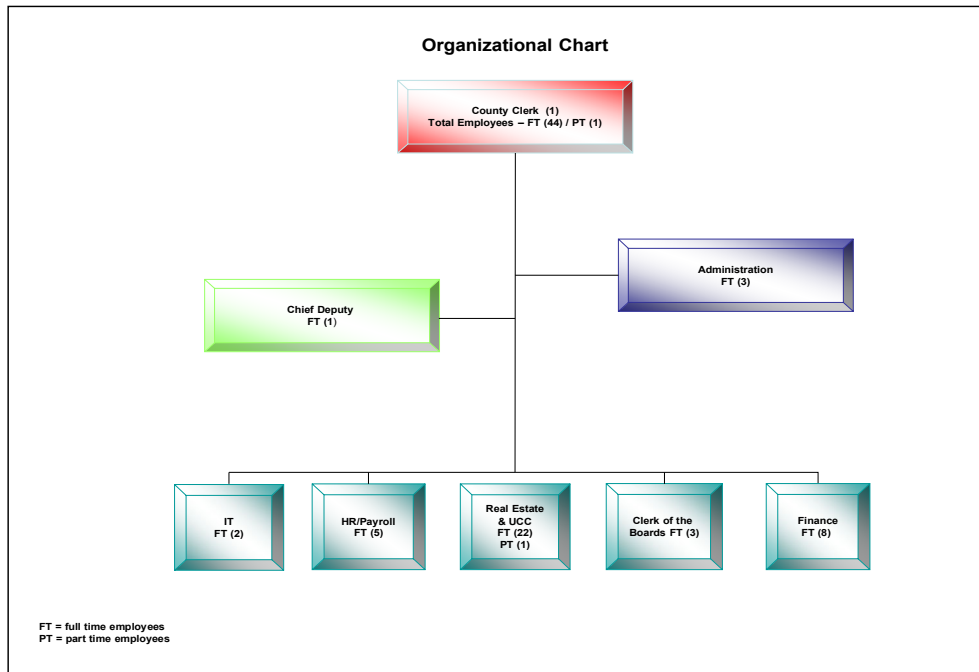
Secretary to the Boards: By law the County Clerk serves as the secretary to numerous county boards, including the Board of County Commissioners, Excise/Equalization, Tax Roll Correction, Budget Evaluation Team, Retirement, Public Improvements & Infrastructure Committee, Policy and Governance Committee, Handbook Committee and the Jail Trust Committee. As such, the County Clerk is the official custodian of all county board records.

Finance and Administration: Functioning as the County Comptroller, the County Clerk's Office through its Finance and Administration Division handles the county's accounts payable, payroll, inventory, budget and financial reporting processes. The County Clerk is the encumbering officer for the county. Administration within the County Clerk's office includes office-wide information technology, intergovernmental relations, public information, general counsel and human resources.

Spotlight on the Arts has since inception, beginning with its pilot, reached a total of 300 area students, in 9 different events, these students coming from 5 different inner city high schools, 1 inner city middle school and 1 inner city elementary school, with return visits from 4 of these high schools so far. **Youth and Government** has since inception, beginning with their pilots, reached a total of 750 students in 19 different events, these students coming from 11 different area schools, including 9 different inner city high schools, 1 inner city elementary school and 1 suburban high school. The Oklahoma City Public School district is the largest public school district in Oklahoma, and consists of 9 different high schools, 100% of which have now been reached by Mr. Hooten's award-winning and nationally-acclaimed innovative youth civic engagement programming. This program introduces Career Technology Students to career opportunities in all Oklahoma County offices.

Accomplishments: Implemented GIS Mapping Search on our website. Implemented a complete business continuity and disaster/cyber recovery infrastructure to protect from failure and malicious cryptographic ransomware attacks. Implemented a new agenda management system, live-streaming and archiving of most public meetings. Upgraded audio and video components to improve quality and to support successful virtual meetings.

Objectives: Continuing to implement a Payroll/HR time collection education module for current and new employees to include a virtual library for self service. Provide Security Awareness Training - education for end-users on preventing network attacks from malicious actors. Implement Laptop Asset Tracking - purchase new mobile devices and ready with software solution to better manage, locate and secure these devices. Improve Citizen Engagement - create a new way for citizens to interact with the county on concerns, and projects. Develop an active social media effort to engage and inform County Citizens and businesses. Develop new virtual reality staff training tools and roll out new electronic certification of real estate and UCC documents from our web.



David B. Hooten, Oklahoma County Clerk

Funding Sources and Restrictions:

Lien Fee Fund O.S. Title 19 § 245 and § 265

The fee of \$8.00 plus postage for preparing and mailing the notice of mechanic and materialmen's liens is deposited into this account. A fee of \$1.00 per page is collected for furnishing photographic copies. A fee of \$.25 per page for up to 3,500 images, and up to \$.15 per page for requested images over 3,500. The County Clerk may use funds from this account for the lawful operation of the office.

UCC Fund O.S. Title 12A § 1-9-525.1

Fees collected for filing, indexing, recording and copying documents collected pursuant to Section 1-9-525. Monies in this account shall be expended in the following amounts for the following purposes: 1) of the fees collected pursuant to paragraphs 1 and 2 of subsection (1) of Section 1-9-525, \$5 shall be paid monthly to the general fund as a liquidated fee for capital and other expenses associated with operation of the filing office; and 2) all other fees or parts of fees and any interest accruing to this account shall be expended by the county clerk for the lawful operation of the filing office.

Records Preservation O.S. Title 28 § 32

A \$10 fee collected for each instrument recorded with the Registrar of Deeds. Monies accruing to the fund are to be expended by the clerk and not transferred to any other fund. For the purpose of preserving, maintaining, and archiving recorded instruments including, but not limited to, records management, records preservation, automation, modernization, and related lawful expenditures. Revenue collections started in fiscal year 01/02 and are being used to preserve over one-hundred years of county records maintained by the County Clerk's Office.

Statistical Information:

	Actual Activity FY 20/21	Current Activity FY 21/22	Projections for FY 22/23
Full-time employees	44	45	45
Part-time employees	-	1	1
Real Estate Documents Filed and Indexed	215,841	179,461	200,000
UCC Documents Filed and indexed	142,489	112,279	140,000
Percentage of UCC Documents Filed Electronically	70%	51%	75%
Percentage of Real Estate Documents Filed Electronically	70%	65%	75%
County Clerk Fees Deposited to General Fund	\$ 5,456,875	\$ 7,311,974	\$ 6,580,777
Accounts payable checks processed annually	7,725	6,931	8,000
Number of Agendas/Minutes	455	326	290

Financial Information:

	Actual FY 20/21	Projected FY 21/22	Adopted and Estimated FY 22/23
Sources:			
General Fund	\$ 2,611,251	\$ 2,690,565	\$ 2,725,089
Lien Fee Fund	547,275	840,165	1,002,522
UCC Fund	1,252,712	1,344,219	1,100,010
Records Preservation Fund	3,046,301	2,760,960	2,282,640
Total Sources:	\$ 7,457,538	\$ 7,635,908	\$ 7,110,261
Expenditures:			
Salaries	3,039,554	3,456,894	3,397,237
Benefits	1,163,521	1,364,790	1,437,232
Travel	9,559	19,740	19,740
M&O	1,049,027	915,432	783,174
Capital	329,160	290,315	141,249
Total Expenditures	\$ 5,590,821	\$ 6,047,171	\$ 5,778,632
Lapsed Funds	58,392	26,850	-
Fund Balance:			
Lien Fee	317,194	531,849	687,209
UCC	628,529	455,889	202,849
Records Preservation	862,603	574,150	441,571
Total Expenditures, Lapse and Fund Balances	\$ 7,457,538	\$ 7,635,908	\$ 7,110,261

Tommie Johnson III, Oklahoma County Sheriff

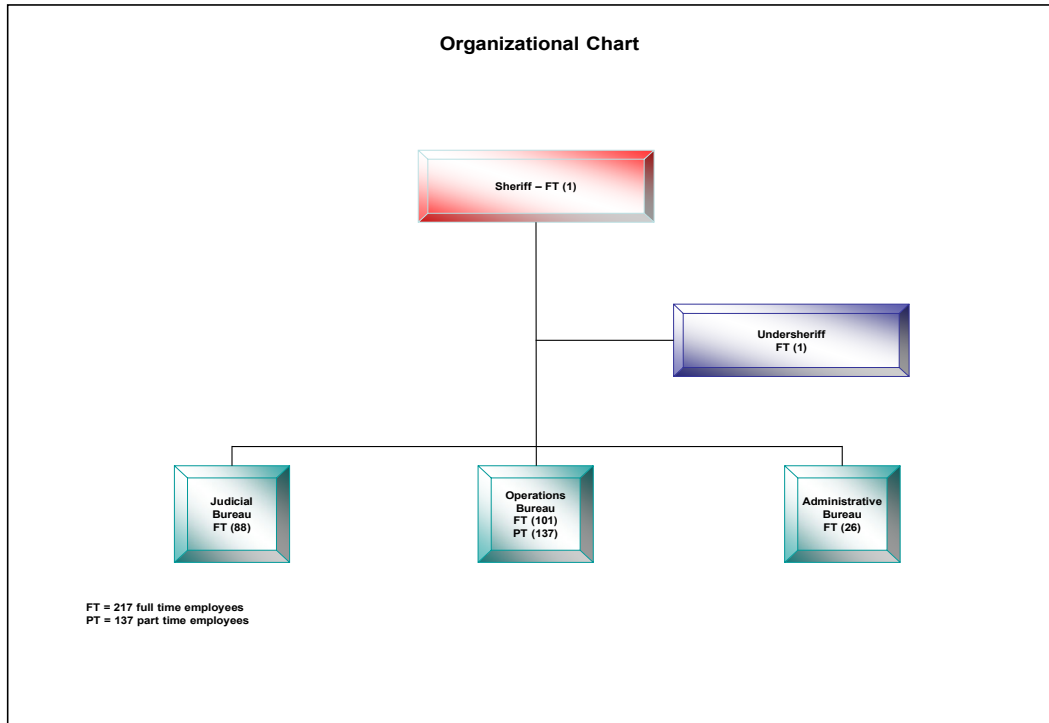
Mission: *At the Oklahoma County Sheriff's Office, our mission is to be the foundation on which everyone in Oklahoma County may thrive, by strengthening public trust and ensuring safe, secure environments through quality, professional law enforcement.*



The Oklahoma County Sheriff is a public office created by the State Constitution to serve a four year term. The Oklahoma County Sheriff's Office utilizes three bureaus to carry out all duties mandated by the laws of the United States of America and the State of Oklahoma: Administrative Services Bureau, Field Services Bureau, and Judicial Services Bureau.

The Administrative Services Bureau includes the Sheriff, Undersheriff, Public Information, Finance, Personnel, FLEET, Training, Technology, and Property. The Field Services Bureau includes the Criminal Interdiction Team of Central Oklahoma, Communications, Community Services, Patrol, Warrants, Investigations, and Reserves. The Judicial Services Bureau includes Court Process, Extradition, Travel, Courthouse Security, and Records.

We recognize the badge of the Oklahoma County Sheriff's Office as a symbol of public trust. We wear the badge with pride to serve and protect the citizens of Oklahoma County.



Tommie Johnson III, Oklahoma County Sheriff

Funding Sources and Restrictions:

Sheriff Service Fee Fund O.S. 19 §514, 514.1 and 514.3
 Funds from Civil and Criminal process and miscellaneous fees to include finger printing. Monies from the account shall be expended by the Sheriff in the lawful operation of his office.

Sheriff Special Revenue Fund O.S. 19 180.43
 Established to account for the collection and expenditures of prisoner boarding fees, for the operation of the jail commissary, housing of federal prisoners, drug enforcement, travel activities and training activities of the Sheriff's department, and monies received from state and federal granting agencies.

Statistical Information:

	Actual Activity FY 20/21	Projected Activity FY 21/22	Projected Activity FY 22/23
Full-time Employees	718	211	217
Reserves	175	137	137
Civil Process Received	14,101	12,867	14,832
Civil Process Served	12,843	11,754	13,528
Warrants/Records Warrants Received	58,274	62,921	60,598
Warrants/Records Warrants Cleared	47,371	31,659	39,515
Law Enforcement Training Hours Provided	-	884	950
Dispatch Total Calls for Service All Agencies	80,090	77,240	78,665
NCIC Entries (wanted persons, stolen property, etc.)	-	18,595	19,000
Patrol Calls for Service	4,352	5,947	5,250
Patrol Mental Health Calls	999	661	850
Total Miles Driven	2,383,486	2,474,772	2,500,000
FLEET Vehicle Work Orders (Oil, Tires, Batteries, etc.)	-	1,418	1,000
Triad Presentations/Community Service Events	285	222	250
Reserve Hours Worked	32,925	28,301	25,000

Financial Information:

	Actual 20/21	Projected 21/22	Adopted and Estimated 22/23
Sources:			
General Fund Law Enforcement	\$ 11,720,243	\$ 12,849,052	\$ 13,074,192
Sheriff Service Fee Fund	4,087,227	3,835,004	3,595,594
Sheriff Special Revenue Fund	3,087,801	2,646,468	2,196,477
Sheriff Grant Fund	1,008,425	942,828	890,931
Total Sources:	\$ 19,903,696	\$ 20,273,351	\$ 19,757,194
Expenditures:			
Salaries	9,291,244	9,979,698	10,058,956
Benefits	4,536,460	5,082,349	5,357,598
Travel	22,713	26,331	17,750
M&O	1,747,734	2,066,836	1,419,872
Capital	901,684	585,378	573,659
Total Expenditures	\$ 16,499,834	\$ 17,740,591	\$ 17,427,835
Transfer to Criminal Justice Authority	(2,203,112)	-	-
Lapsed Funds	46,447	12,442	-
Special Revenue Fund Balances:			
Sheriff Service Fee Fund	841,402	398,866	23,146
Sheriff Special Revenue Fund	2,010,046	1,623,697	1,802,997
Sheriff Grant Fund	505,966	497,755	503,215
Total Expenditures, Lapse and Fund Balance	\$ 17,700,584	\$ 20,273,351	\$ 19,757,194
SR Total Fund Balances	3,357,414	2,520,318	2,329,359

Carrie Blumert, Oklahoma County Commissioner - District 1

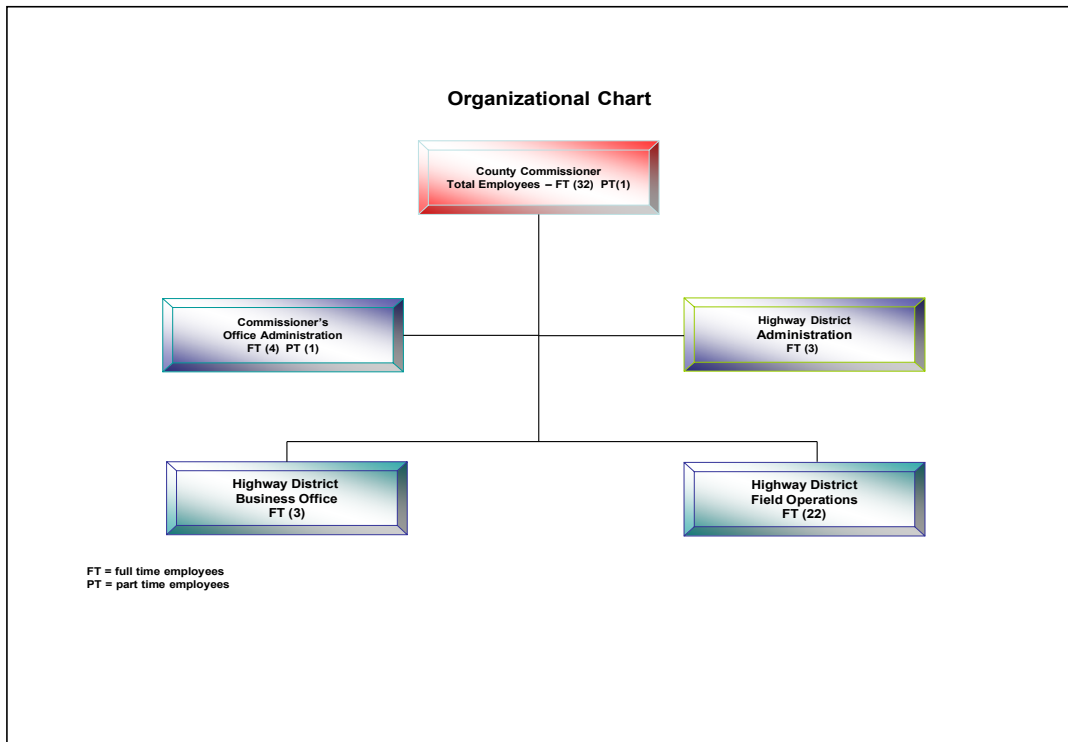
Mission: *To improve Oklahoma County District One services and infrastructure for the benefit of our citizens.*



Oklahoma County Highway District 1 exists to perform certain public works functions associated with the 238.43 miles of public roads within District 1 boundaries as defined after the 2000 Census. The mileage in District 1 represents 40% of the total road miles in Oklahoma County's total inventory of 595.98 road miles.

Road crews routinely perform road rehabilitation and reconstruction as well as drainage improvements, right of way maintenance and de-icing activities. Attention is primarily focused on maintenance of County section-line roads within the unincorporated areas of the county. Additionally, crews perform road maintenance and certain improvements within incorporated boundaries of cities with populations of less than 5,000. In addition to having more road miles than any other Highway District, more incorporated cities with population under 5,000 fall within the boundaries of District One. These include; Arcadia, Forest Park, Jones, Lake Aluma, Luther, Nicoma Park and Spencer.

District One operates within a balanced budget and is committed to limiting expenses associated with human capital at less than 50% of the total operating costs. Efficiency and cost effectiveness are the focus for Commissioner Blumert's administration. She is proud that this budget represents the fifth consecutive year that pledge to District One constituents has been achieved.



Carrie Blumert, Oklahoma County Commissioner - District 1

Funding Sources and Restrictions:

Highway Cash Fund O.S. Title 68 § 500.7, 500.6, 704 (A), 1004 and Title 47 § 1104 E.1, F.1, G.1

Accounts for state, local and miscellaneous revenues and expenditures for the purpose of constructing and maintaining County roads and bridges. Derived from percentages of state motor fuel and motor vehicle taxes that are apportioned on formulas using population, road mileage and land area, with funds from gross production taxes to counties with oil and gas and mineral production.

Statistical Information:

	Actual Activity FY 20/21	Current Activity FY 21/22	Projections for FY 22/23
Full-time employees	34	32	32
Part-time employees	-	1	1
Number of road miles constructed	8	10	10
Number of road miles reconstructed	8	5	8
Number of road miles preserved/maintained	10	10	10
Number of bridge reconstruction/replacement	4	1	1
Number of special project constructions	12	12	16
Number of road miles right of way maintained (mowed)	1,800	1,540	1,540
Number of road miles mowed reimbursed	-	-	-
Number of road miles mowed OKC	721	542	542
Number of parks and non-roads maintained	35	10	10
Number of miles of roads and parks boom axed	225	175	175
Number of miles boom axed reimbursed	-	-	-
Number of miles boom axed OKC	80	73	70
Number of linear feet culvert pipe installed	1,700	1,252	1,200
Number of tons repair material applied (patching)	1,500	1,329	1,500
Number of incidents responded w/FEMA declaration	3	2	-
Amount of FEMA reimbursements	\$ 5,933.19	\$ 1,275,152.20	\$ -

Financial Information:

	Actual FY 20/21	Projected FY 21/22	Adopted and Estimated FY 22/23
Sources:			
General Fund	\$ 550,823	\$ 590,390	\$ 596,790
Highway Cash	11,276,660	9,891,222	7,677,698
Total Sources:	<u>\$ 11,827,483</u>	<u>\$ 10,481,612</u>	<u>\$ 8,274,488</u>
Expenditures:			
Salaries	1,846,571	1,917,006	2,086,373
Benefits	890,335	1,026,512	1,115,423
Travel	3,054	6,350	13,800
M&O	4,559,546	4,384,437	2,689,873
Capital	682,443	1,147,796	408,000
Total Expenditures	<u>\$ 7,981,948</u>	<u>\$ 8,482,101</u>	<u>\$ 6,313,469</u>
Lapsed Funds	61,357	38,491	-
Restricted Fund Balance:			
Highway Cash Fund	3,784,178	1,961,019	1,961,019
Total Expenditures, Lapse and Fund Balance	<u>\$ 11,827,483</u>	<u>\$ 10,481,612</u>	<u>\$ 8,274,488</u>

Brian Maughan, Oklahoma County Commissioner - District 2

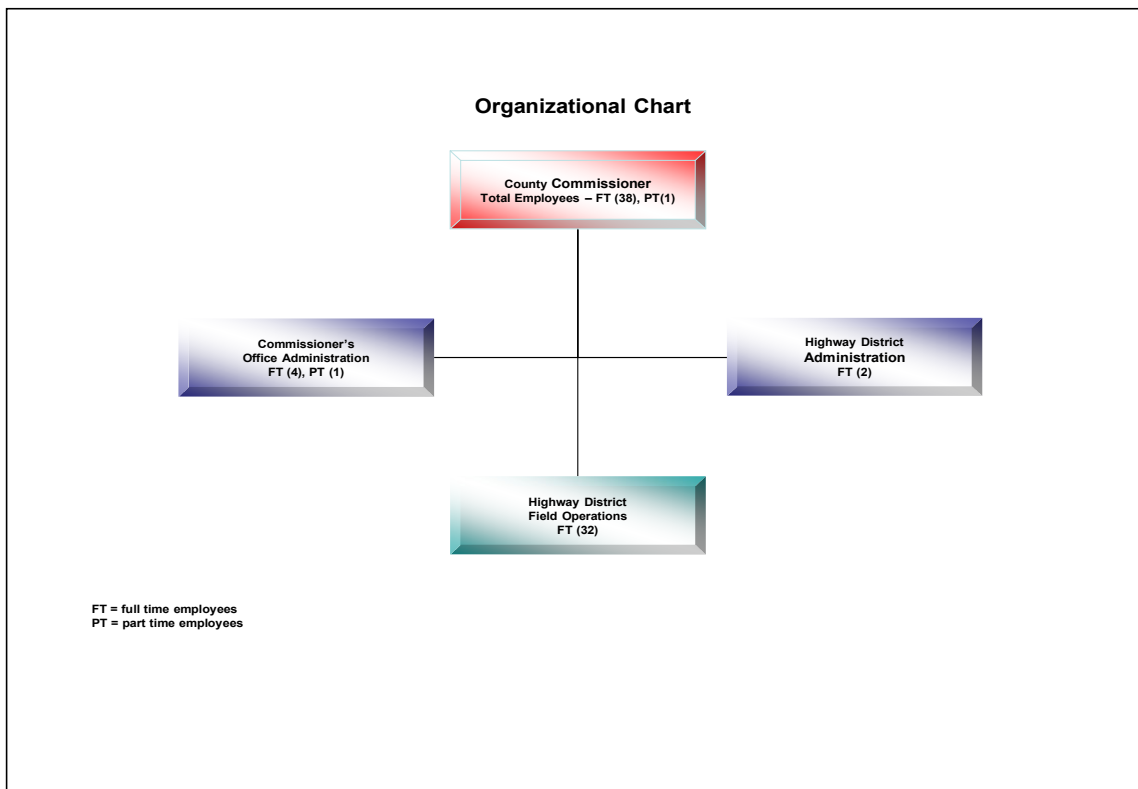
Mission: *To improve Oklahoma County Highway District 2 through effective and conservative government, expanding economic development opportunities and delivering needed county services for its constituents.*



Oklahoma County Highway District 2 is responsible for 177.51 miles of roads and 58 bridges. District 2's road crews maintain and rehabilitate roads and bridges within the unincorporated areas of the county. In addition, our crews perform right-of-way maintenance, road clearing activities and drainage improvement. District 2 road crews also work in conjunction with the cities and municipalities within the district on construction and maintenance of roads.

Oklahoma County is also called upon to provide debris removal following natural disasters, including flooding, fires, ice storms and tornados.

District 2 operates within a balanced budget and is committed to fiscal responsibility. Efficiency and cost effectiveness are the goals of Commissioner Maughan.



Brian Maughan, Oklahoma County Commissioner - District 2

Funding Sources and Restrictions:

Highway Cash Fund O.S. Title 68 § 500.7, 500.6, 704 (A), 1004 and Title 47 § 1104 E.1, F.1, G.1

Accounts for state, local and miscellaneous revenues and expenditures for the purpose of constructing and maintaining County roads and bridges. Derived from percentages of state motor fuel and motor vehicle taxes that are apportioned on formulas using population, road mileage and land area, with funds from gross production taxes to counties with oil and gas and mineral production.

Statistical Information:


	Actual Activity FY 20/21	Current Activity FY 21/22	Projections for FY 22/23
Full-time employees	35	35	38
Part-time employees	1	1	1
Number of road miles constructed	-	-	-
Number of road miles rehabilitated	5	9	7
Number of bridge reconstruction/replacement	1	1	1
Number of special construction projects	-	-	-
Number of ROW mile maintained (trash, debris & mowing)	170	300	400
Number of miles of roads and parks boom axed	21	30	50
Number of LF of culvert pipe installed	872	882	1,000
Number of tons of road patching material applied	130	600	750

Financial Information:

	Actual FY 20/21	Projected FY 21/22	Adopted and Estimated FY 22/23
Sources:			
General Fund	\$ 952,771	\$ 311,517	\$ 334,823
Highway Cash	14,480,072	16,047,608	10,414,439
Total Sources:	<u>\$ 15,432,843</u>	<u>\$ 16,359,125</u>	<u>\$ 10,749,262</u>
Expenditures:			
Salaries	1,552,524	1,529,421	1,936,334
Benefits	706,817	738,791	1,181,977
Travel	-	-	2,500
M&O	3,185,361	8,349,967	2,875,900
Capital	572,265	568,394	507,000
Total Expenditures	<u>\$ 6,016,968</u>	<u>\$ 11,186,573</u>	<u>\$ 6,503,710</u>
Lapsed Funds	41,681	2,500	-
Restricted Fund Balance:			
Highway Cash Fund	9,374,194	5,170,053	4,245,551
Total Exp., Lapsed and Fund Balance	<u>\$ 15,432,843</u>	<u>\$ 16,359,125</u>	<u>\$ 10,749,262</u>

Kevin Calvey, Oklahoma County Commissioner - District 3

Mission: *District 3 seeks to provide our constituents with quality, safe, paved roads and bridges, deliver needed county services, ensure the effective and efficient management of county operations, and share timely and accurate information with constituents, municipalities, and others regarding county projects and activities.*

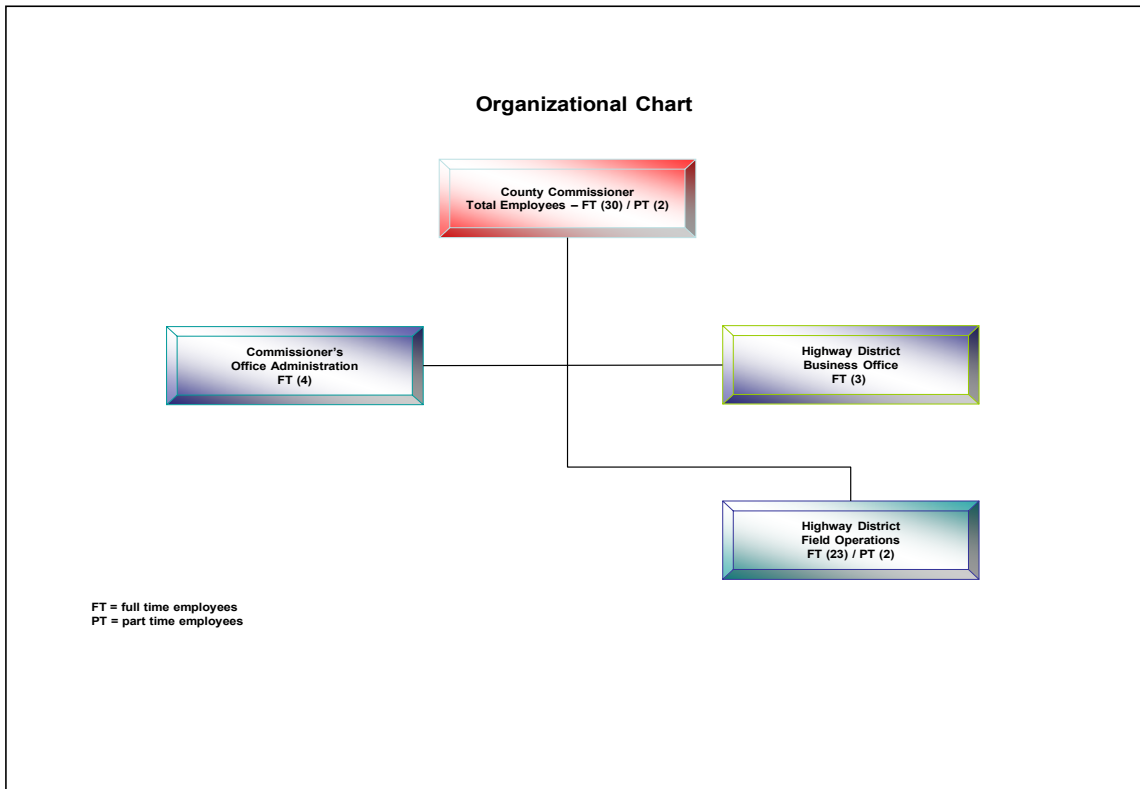


Oklahoma County Highway District 3 exists to construct and maintain the 180.6 miles of public roads within District 3's boundaries. The mileage in District 3 represents 30.2% of the road miles in Oklahoma County's total inventory of 597.51 road miles.

Road crews routinely perform road rehabilitation and reconstruction as well as drainage improvements, right of way maintenance and road-clearing activities. Attention is primarily focused on the maintenance of County section-line roads within the unincorporated areas of the county.

The County may also donate labor and equipment toward improvements on school grounds, which has resulted in a high number of requests for the construction of playgrounds, walking trails and parking lots on public school property within the District.

County road crews are also called upon to provide clean-up after natural disasters such as ice storms, tornados, and flooding within the District. Under the direction of County Commissioner Kevin Calvey and District Superintendent Ron Cardwell, the District 3 Highway Office operates within a balanced budget while limiting expenses associated with human capital at less than 35% of the total operating budget.



Kevin Calvey, Oklahoma County Commissioner - District 3

Funding Sources and Restrictions:

Highway Cash Fund O.S. Title 68 § 500.7, 500.6, 704 (A), 1004 and Title 47 § 1104 E.1, F.1, G.1

Accounts for state, local and miscellaneous revenues and expenditures for the purpose of constructing and maintaining County roads and bridges. Derived from percentages of state motor fuel and motor vehicle taxes that are apportioned on formulas using population, road mileage and land area, with funds from gross production taxes to counties with oil and gas and mineral production.

Statistical Information:

	Actual Activity FY 20/21	Current Activity FY 21/22	Projections for FY 22/23
Full-time employees	32	31	31
Part-time employees	1	-	2
Number of road miles constructed	-	2	-
Number of road miles reconstructed	3	2	5
Number of road miles preserved/maintained	1	3	2
Number of bridge reconstruction/replacement	2	1	1
Number of special project constructions	2	6	2
Number of road miles right of way maintained (mowed)	560	560	625
Number of road miles mowed reimbursed	453	453	453
Number of miles of roads and parks boom axed	15	15	15
Number of linear feet culvert pipe installed	2,128	1,537	1,600
Number of tons repair material applied (patching)	701	1,230	1,300
Number of incidents responded w/ FEMA Declaration	1	-	-
Amount of Fema Reimbursements	\$ -	\$ -	\$ -

Financial Information:

	Actual FY 20/21	Projected FY 21/22	Adopted and Estimated FY 22/23
Sources:			
General Fund	\$ 1,170,592	\$ 519,624	\$ 570,084
Highway Cash	7,657,574	8,592,017	10,260,960
Total Sources:	<u>\$ 8,828,166</u>	<u>\$ 9,111,641</u>	<u>\$ 10,831,044</u>
Expenditures:			
Salaries	1,854,128	2,121,977	2,117,237
Benefits	883,882	959,580	1,162,821
Travel	152	5,960	8,100
M&O	3,561,463	2,324,252	4,101,737
Capital	441,452	360,688	404,000
Total Expenditures	<u>\$ 6,741,077</u>	<u>\$ 5,772,457</u>	<u>\$ 7,793,895</u>
Lapsed Funds	276,608	-	-
Restricted Fund Balance:			
Highway Cash Fund	1,810,482	3,339,184	3,037,149
Total Expenditures, Lapse and Fund Balance	<u>\$ 8,828,166</u>	<u>\$ 9,111,641</u>	<u>\$ 10,831,044</u>

General Government

As the name indicates, General Government is a cost center established to fund expenditures that pertain to the operation of the government as a whole. This includes but is not limited to utilities of the Annex, Courthouse and Investor's Capital Building, property insurance, lease-purchase debt, county memberships and legal services. It is simply a cost center, not a department or a program. Requisitioning ability is under the control of the Board of County Commissioners.

Financial Information:	Actual	Projected	Adopted and Estimated
	FY 20/21	FY 21/22	FY 22/23
Sources:			
General Fund	\$ 39,791,784	\$ 38,557,708	\$ 38,710,012
Expenditures:			
Salaries	1,200	1,200	1,200
Benefits	4,825	4,992	4,992
Travel	-	-	-
M&O	39,325,539	38,545,769	38,702,392
Capital	1,428	1,428	1,428
Total Expenditures	\$ 39,332,992	\$ 38,553,389	\$ 38,710,012
Lapsed Funds	458,792	4,319	-
Total Expenditures, Lapse and Fund Balance	\$ 39,791,784	\$ 38,557,708	\$ 38,710,012

Oklahoma County Commissioners

Mission: *To provide effective and efficient administrative services for Oklahoma County.*

The Board of County Commissioners is the administrative body for the county, exercising duty and authority to issue orders and authorizations, to supervise the financial affairs of the county, to furnish suitable and adequate space, to inspect and approve county programs and facilities, to review and approve all bids and all claims against the county, and other responsibilities authorized by law.

Oklahoma County Commissioners

Statistical Information:

	Actual Activity FY 20/21	Current Activity FY 21/22	Projections for FY 22/23
Full-time Employees	3	3	3

Financial Information:

	Actual FY 20/21	Projected FY 21/22	Adopted and Estimated FY 22/23
Sources:			
General Fund	\$ 476,166	\$ 510,986	\$ 513,842
Expenditures:			
Salaries	341,598	367,913	367,913
Benefits	106,225	116,433	119,289
Travel	25,200	25,200	25,200
M&O	1,440	1,440	1,440
Capital	-	-	-
Total Expenditures	\$ 474,463	\$ 510,986	\$ 513,842
Lapsed Funds	1,703	-	-
Total Expenditures, Lapse and Fund Balance	\$ 476,166	\$ 510,986	\$ 513,842

County Audit

The Oklahoma State Auditor and Inspector is responsible for auditing county financial records, prescribing a system of bookkeeping, and advising county officers on procedural and technical matters relating to accounting and budget. Various statutes speak to these responsibilities as outlined below:

O.S. Title 74 § 214 Uniform system of bookkeeping - Alternate accounting systems - Instructions to state and county officers - Detailed examinations - Reports:

The State Auditor and Inspector (SAI) shall prescribe a uniform system of bookkeeping for the use of all county officials to afford a suitable check upon their mutual acts and ensure a thorough inspection, and to ensure the safety of the state and county funds. He shall have full authority to prescribe a system of bookkeeping for all county officers which shall be in accordance with generally accepted accounting principles, as applied to governmental units, and when necessary instruct or cause to be instructed the state and county officers in the proper mode of keeping the accounts. Provided however, when a conflict with Oklahoma Statutes arises concerning accounting systems for those counties utilizing electronic data processing, the county may request in writing that the SAI approve an alternate accounting procedures. He shall make a thorough examination of the books, accounts and vouchers of such officers, ascertaining in detail the various items of receipts and expenditures.

O.S. Title 74 § 212.1 Advising county officers of procedural and technical accounting and budget procedures - Duty of county officers

The SAI, or his designee, shall advise county officers on procedural and technical matters relating to accounting and budget procedures. It shall be the duty of the county officers with notice of such advice to follow the instructions or advice of the SAI until relieved of such duty by a court of competent jurisdiction or until the Supreme Court shall hold otherwise.

O.S. Title 74 § 212 D. Duties and Powers - County Treasurer -

The SAI shall examine without notice all books and accounts of each county treasurer of the state twice each year.

O.S. 74 § 212 I. Duties and Powers - County Officers by Request -

Upon request of the county commissioners of any county or the Governor, the SAI shall examine the books and accounts of all or any of the officers or custodians of the various funds of the county; and payment for such examination shall be made by the county so examined.

Funding Sources and Restrictions:

O.S. Title 19 § 177.2 Use of ad valorem levy for county audit - lapse and cancellation of unexpended balance

The net proceeds of the one tenth mill annual ad valorem levy upon the net total assessed valuation in any county for any year authorized and mandatorily required to be appropriated and dedicated to county audit by section or paragraph 331 of Title 62 shall henceforth be restricted to and used only for audit survey and reporting receipt, disbursement and management of county affairs financed by county ad valorem taxation accruing to the general fund of such county, whether such audit be in the performance of duties charged to the SAI and instigated at his own initiative and directive, or on request of the Board of County Commissioners of such county or order of the Governor as provided by section or paragraph 212 of Title 74.

Financial Information:	Actual FY 20/21	Projected FY 21/22	Adopted and Estimated FY 22/23
Sources:			
General Fund	\$ 758,498	\$ 777,208	\$ 777,208
Expenditures:			
Salaries	-	-	-
Benefits	-	-	-
Travel	-	-	-
M&O	388,734	544,131	770,608
Capital	1,590	1,590	6,600
Total Expenditures	\$ 390,324	\$ 545,721	\$ 777,208
Lapsed Funds	368,174	231,487	-
Total Expenditures, Lapse and Fund Balance	\$ 758,498	\$ 777,208	\$ 777,208

District Attorney

O.S. Title 19 § 213.36 Board of County Commissioners to provide certain facilities and services

It shall be the duty of the Board of County Commissioners of each county in each district attorney's district to provide sufficient office space in the county courthouse, and the costs of utility services for power, lighting, heat, cooling, appropriate janitorial service, and costs of maintenance, upkeep, and repair of such space, for the personnel and programs of the office of the district attorney; a sufficient law library and subscriptions to legal publications necessary for the performance of the duties of the district attorney, the same to remain an asset and property of the county; Sufficient funds for the costs and necessary expenses of investigation, prosecution or defense of any action, whether contemplated or actual, wherein the county officers, county appointees, or employees, while acting in their official capacity may be party plaintiffs, defendants or interveners.

Counties with a population of 300,000 or more shall furnish sufficient equipment and personnel for equipment operation for such computer services and microfilming as the district attorney deems necessary.

Funding Sources and Restrictions:

District Attorney State	This general fund cost center is fully reimbursed by the State.
District Attorney County	This cost center is used to keep separate the general fund appropriations allotted to fulfill the County's responsibility to provide for office supplies and equipment.

Financial Information:

	Actual FY 20/21	Projected FY 21/22	Adopted and Estimated FY 22/23
Sources:			
District Attorney State	\$ 150,000	\$ 150,000	\$ 150,000
District Attorney County	71,898	71,898	71,898
Total Sources:	<u>\$ 221,898</u>	<u>\$ 221,898</u>	<u>\$ 221,898</u>
Expenditures:			
Salaries	-	-	-
Benefits	-	-	-
Travel	102	100	400
M&O	136,175	179,913	179,913
Capital	32,114	41,485	41,585
Total Expenditures	<u>\$ 168,391</u>	<u>\$ 221,498</u>	<u>\$ 221,898</u>
Lapsed Funds	53,507	400	-
Total Expenditures, Lapse and Fund Balance	<u>\$ 221,898</u>	<u>\$ 221,898</u>	<u>\$ 221,898</u>

Public Defender

O.S. Title 19 § 138.1a Office created - Office space and equipment - Tort Liability

In each county with a population of over 300,000, there is hereby created the office of public defender, and such office shall be charged upon the order of any judge of a court of record of such county, with the protection of the rights of any defendant to a criminal action. The Board of County Commissioners of such county shall provide for necessary office supplies and equipment and arrange for sufficient office space in the county building, used by the courts of record of such county, to permit the efficient and effective operation of the office of public defender. For purposes of liability under the Government Tort Claims Act, any public defender or his employee shall be deemed a state employee.

Funding Sources and Restrictions:

General fund appropriations are allotted to fulfill the County's responsibility to provide for office supplies and equipment. Other expenditures necessary to operate the office of the Public Defender are paid by the Court Fund. See Court Clerk Section for more information on the Court Fund.

Financial Information:	Actual	Projected	Adopted and Estimated
	FY 20/21	FY 21/22	FY 22/23
Sources:			
General Fund	\$ 61,720	\$ 61,720	\$ 65,670
Total Sources:			
Expenditures:			
Salaries	-	-	-
Benefits	-	-	-
Travel	6,782	7,000	7,000
M&O	40,116	43,720	47,210
Capital	5,926	11,000	11,460
Total Expenditures	\$ 52,824	\$ 61,720	\$ 65,670
Lapsed Funds	8,896	-	-
Total Expenditures, Lapse and Fund Balance	\$ 61,720	\$ 61,720	\$ 65,670

Oklahoma County Free Fair

The Oklahoma County Free Fair Association is responsible for the organization and operation of the Oklahoma County Free Fair held in August, the Livestock Show held in September and the Spring Livestock Show which is held each year in either February or March. The Oklahoma County Free Fair Association consist of board of directors which are composed of nine (9) members, who shall be written ballot elected for a term of three (3) years. Three members shall be elected annually, one from each county commissioner's district of the county, at a public meeting or convention of the qualified electors of each commissioner's district in the county. There are no county employees dedicated to the Free Fair program.

The Oklahoma County Free Fair and the Oklahoma County Spring Livestock show are financed by general fund appropriations. No admission charge is made and no entry fee is required for participants.

Funds are used to pay premium awards, judges, superintendents, ribbons, plaques, and supplies required to operate the Free Fair and Livestock Shows.

Funding Sources and Restrictions: This program is fully funded by general fund appropriations.

Financial Information:	Actual	Projected	Adopted and Estimated
	FY 20/21	FY 21/22	FY 22/23
General Fund Appropriations	\$ 62,245	\$ 67,238	\$ 67,238
Expenditures:			
Salaries	3,650	7,950	7,950
Benefits	279	608	608
Travel	-	-	-
M&O	52,726	58,540	58,680
Capital	-	-	-
Total Expenditures	\$ 56,655	\$ 67,098	\$ 67,238
Lapsed Funds	5,590	140	-
Total Expenditures, Lapse and Fund Balance	\$ 62,245	\$ 67,238	\$ 67,238

Oklahoma County Purchasing Department

Mission: *Our mission is to enhance Oklahoma County procurement, promote fair and open competition and maintain the trust of the public by providing quality service, expertise, and leadership for both our internal and external customers.*

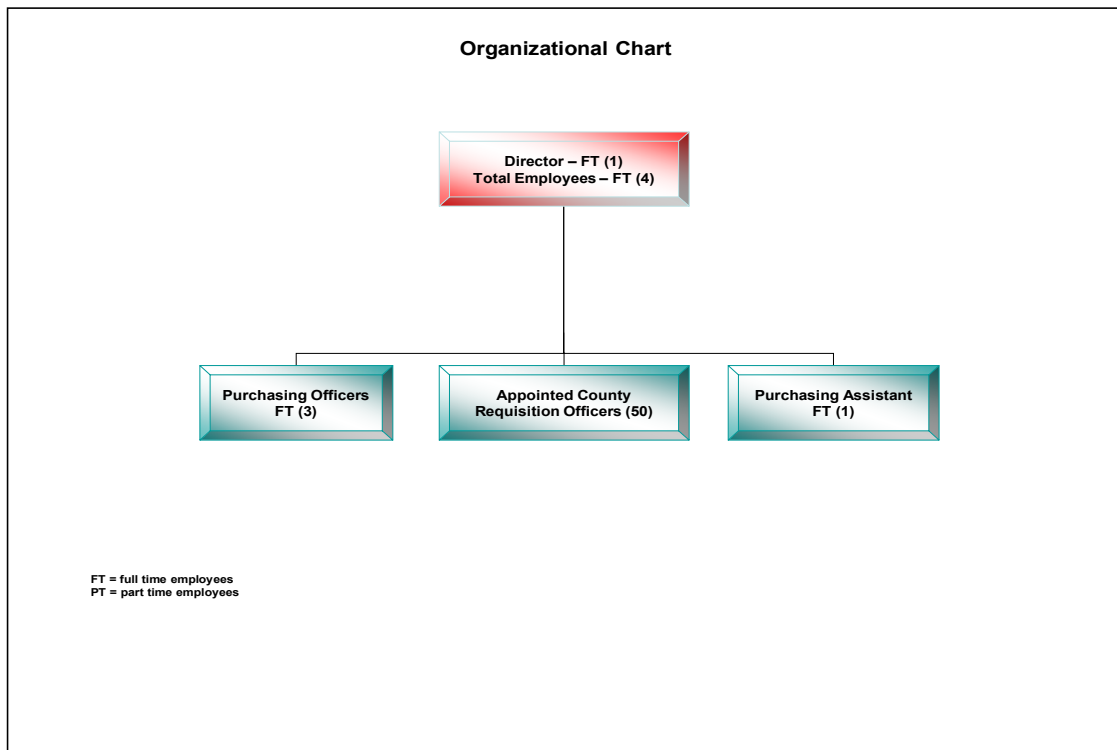
All county purchasing is centralized in the Purchasing Department and has statutory authority under Title 19 § 1500 - County Purchasing Act to develop, implement and promote policies and procedures that allow the procurement of materials, equipment and services through contracts that are flexible, value based and are in the best interests of the state and its political subdivisions. The Purchasing Department provides services to all countywide departments by researching vendors, finding the most efficient products, placing orders and making all purchases that are paid for with county funds. The department strives to ensure that all purchases made by the county are the best buy for the taxpayer's dollar. A well-organized purchasing system ensures that good business practices are followed when goods and services are purchased, leased or lease/purchased, or obtained by any other method that is in the best interest of the county.

Beginning January 1, 1983, each county purchasing agent may acquire electronic data processing equipment by purchase, lease or transfer, and may provide for the operation, maintenance, repair and utilization of such electronic data processing equipment as shall be necessary to conduct the county's business, or may enter into a contract for computer services with a capable data processing company, to provide systems designs and analysis for all county officials upon approval of the board of County Commissioners.

The county purchasing agent shall determine the most effective manner of handling the county's data processing needs, either by outright purchase or lease of equipment or entering into a contract for computer services, and shall offer data processing advisory service to all county elected officials.

County purchasing practices are regulated by the County Purchasing Act as defined in the Oklahoma Statutes, Title 19, Chapter 33, "County Purchasing Procedures." The legislature has revised these statutes each year since the original laws were written to keep them current and beneficial.

Objectives 2022-23: 1) Continue to support the Munis ERP system as it relates to County Purchasing. 2) Hold periodic training and retraining for Requisitioners and Receivers in the Munis ERP system. 3) Continue working on vendor data base creating a new Oklahoma County Vendor Registration System. 4) Continue managing the Oklahoma County Pilot PCard Program and Online Bidding Program. 5) Review bids and policies relating to new legislation passed in 2021 and 2022.



Oklahoma County Purchasing Department

Funding Sources and Restrictions: This department is fully funded with general fund appropriations.

Statistical Information:

	Actual Activity FY 20/21	Current Activity FY 21/22	Projections for FY 22/23
Full-time employees	5	5	5
Purchase orders issued	7,045	5,027	7,000
Countywide bids issued	31	23	40
Individual bids issued	11	9	10
Vendors registered	N/A	N/A	N/A
Construction projects bid	7	5	10
Fuel quotes	24	21	30
Other quotes	34	15	40
PCARD Purchases	-	27	50

Financial Information:

	Actual FY 20/21	Projected FY 21/22	Adopted and Estimated FY 22/23
Sources:			
General Fund	\$ 455,283	\$ 475,324	\$ 483,624
Total Sources:			
Expenditures:			
Salaries	270,337	289,676	290,926
Benefits	138,056	157,109	164,159
Travel	3,730	6,700	6,700
M&O	13,625	17,339	17,339
Capital	2,762	4,500	4,500
Total Expenditures	\$ 428,510	\$ 475,324	\$ 483,624
Lapsed Funds	26,773	-	-
Total Expenditures, Lapse and Fund Balance	\$ 455,283	\$ 475,324	\$ 483,624

Oklahoma County Election Board

Mission: *To maintain voter registration records and supervise federal, state, and county municipal and school election district elections in Oklahoma County.*

The Election Board is a statutory agency with an administrative officer appointed by the State Election Board. The main administrative duties include:

Administration and Finance: Supervise and oversee all office functions and duties related to conducting elections and voter registrations.

Voter Registration: Receive, process and maintain voter registration and voter activity records.

Absentee Voting: Conduct mail-in, in -person and nursing home absentee voting activities.

Ballots: Proof, process, distribute, secure and maintain regular and absentee ballots for statutory retention cycles.

Election Set-up: Program elections and produce ballot style combinations and precinct allocation information for each jurisdiction; tally and verify election returns.

Mapping and Street Guide: Produce jurisdictional maps and add street guide segments to precincts.

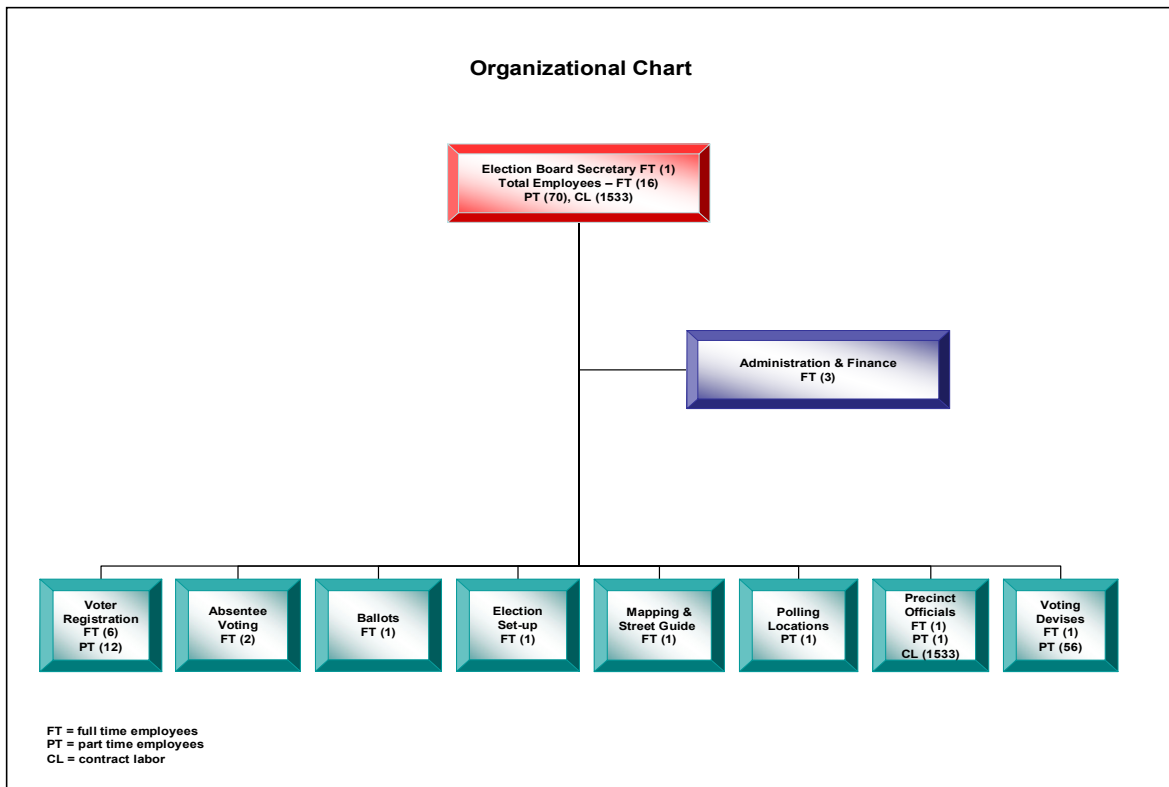
Polling Locations: Locate, survey and designate sites for elections and maintain precinct accessibility records.

Precinct Officials: Recruit, train and assign precinct officials and prepare precinct supplies for each election.

Voting Devices: Maintain, test and deliver voting devices and other election hardware and monitor election day usage.

Accomplishments: In 2021-22, the Election Board successfully met statutory obligations related to voter registration and election administration, including re-precincting to reflect new jurisdictional boundaries.

Objectives for 2022-23: Continue to meet statutory obligations related to voter registration and election administration for upcoming State/Municipal/School District elections.



Oklahoma County Election Board

Funding Sources and Restrictions:

General Fund:

The funding source for salaries and operations is the County General Fund. The County does receive reimbursement of the Election Board Secretary's salary and benefits from the State Election Board (O.S. Title 26 § 2-118). Additionally, the election board is reimbursed for overtime and other expenses in connection with elections for a school, municipality or other entity. These reimbursements are deposited to the general fund and supplemental appropriations are made to the election board.

State Election Board:

The Election Board receives support from the State Election Board in the way of equipment, maintenance, supplies and technical support. This support is estimated to be around \$500,000 a year in value, although it is not in the form of funding.

Statistical Information:

	Actual Activity FY 20/21	Current Activity FY 21/22	Projections for FY 22/23
Full-time employees	16	16	16
Part-time employees	70	70	70
Ballots distributed and retained	1,667,290	1,785,331	1,285,313
Registered voters	423,889	434,758	445,000
Voter registrations processed	97,841	42,796	87,000
Voter registration cards mailed	200,822	67,270	250,000
Voter history credit given	321,533	85,722	400,000
Street guide adjustments	3,528	29,294	25,000
Absentee ballot applications processed	122,288	13,568	87,900
Voting devices tested	1,799	383	1,430

Financial Information:

	Actual FY 20/21	Projected FY 21/22	Adopted and Estimated FY 22/23
Sources:			
General Fund	\$ 1,870,381	\$ 1,742,560	\$ 1,876,041
Expenditures:			
Salaries	1,110,018	1,116,745	1,177,357
Benefits	300,624	388,740	485,203
Travel	8,173	36,926	24,720
M&O	322,426	183,171	183,690
Capital	42,307	7,500	5,071
Total Expenditures	\$ 1,783,547	\$ 1,733,082	\$ 1,876,041
Lapsed Funds	86,834	9,478	-
Total Expenditures, Lapse and Fund Balance	\$ 1,870,381	\$ 1,742,560	\$ 1,876,041

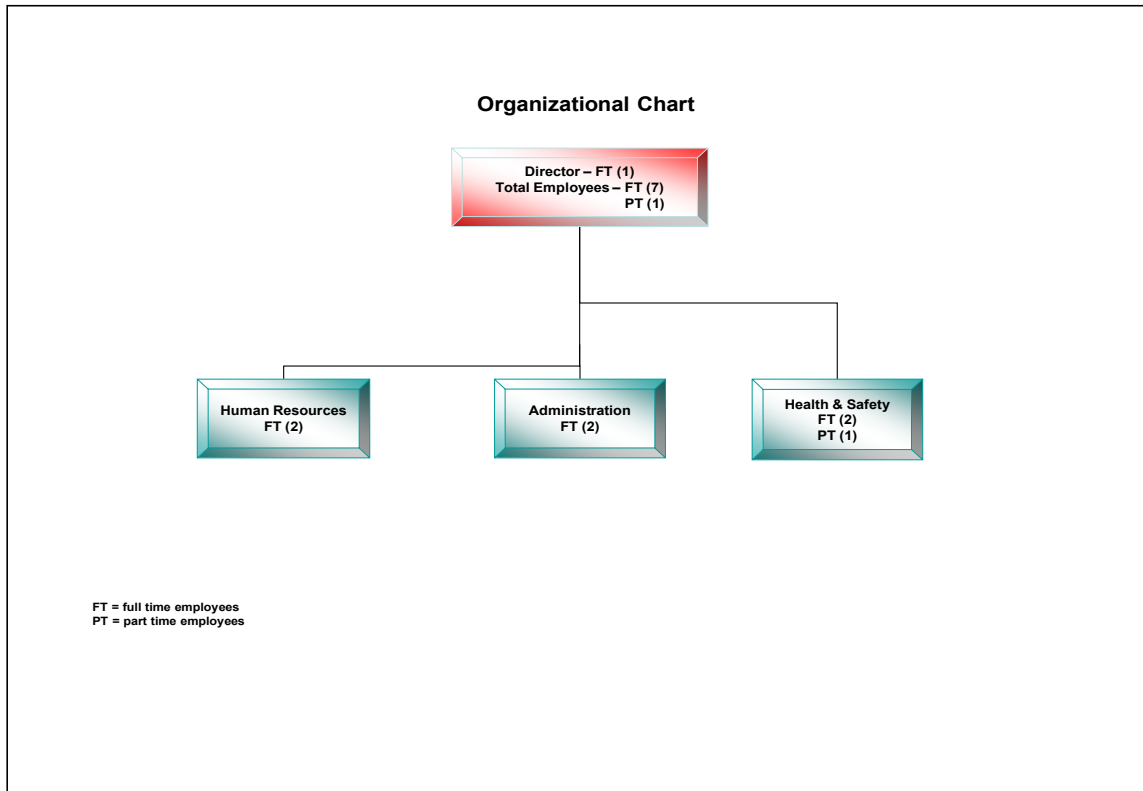
Oklahoma County Human Resources and Health and Safety

Mission: *As a strategic partner, our mission is to provide friendly, professional human resource services and support to our customer, both internal and external, and help build a diverse, high performance workforce. We also strive to ensure that we provide a safe and healthy work environment for all employees and patrons.*

Human Resources and Environmental Health and Safety is a department of the Board of County Commissioners. The office provides the following services:

Human Resources: This office was established by the Board of County Commissioners (BOCC) to provide centralized human resource support to the BOCC and the departments reporting to the BOCC. The HR Department has established consistent procedures for the recruitment and hiring of candidates to work in BOCC departments. The HR Department is involved in employee relations issues, including investigation of complaints regarding harassment, discrimination and other violations of Federal and State Employment laws. Training and development of employees at all levels is a priority for human resources. A number of training sessions and courses have been developed and are delivered to a variety of departments and levels of employees. Additionally, this office provides human resource support and consulting to all elected officials and their departments, as needed or requested.

Environmental Health and Safety: EH&S provides training, consulting, and inspections, and investigation of environmental health and safety issues throughout the county and for all elected officials and departments. This department also manages the worker's compensation injuries and reporting for the county, working through a Third Party Administrator.



Oklahoma County Human Resources and Health and Safety

Funding Sources and Restrictions: This department is fully funded by general fund appropriations.

Statistical Information:

	Actual Activity for FY 20/21	Current Activity for FY 21/22	Projections for FY 22/23
Full-time employees	7	7	7
Part-time employees	1	1	1
Workers Compensation Dollars	\$ 460,000	\$475,000	\$350,000
Workers Compensation Incidents	135	125	75

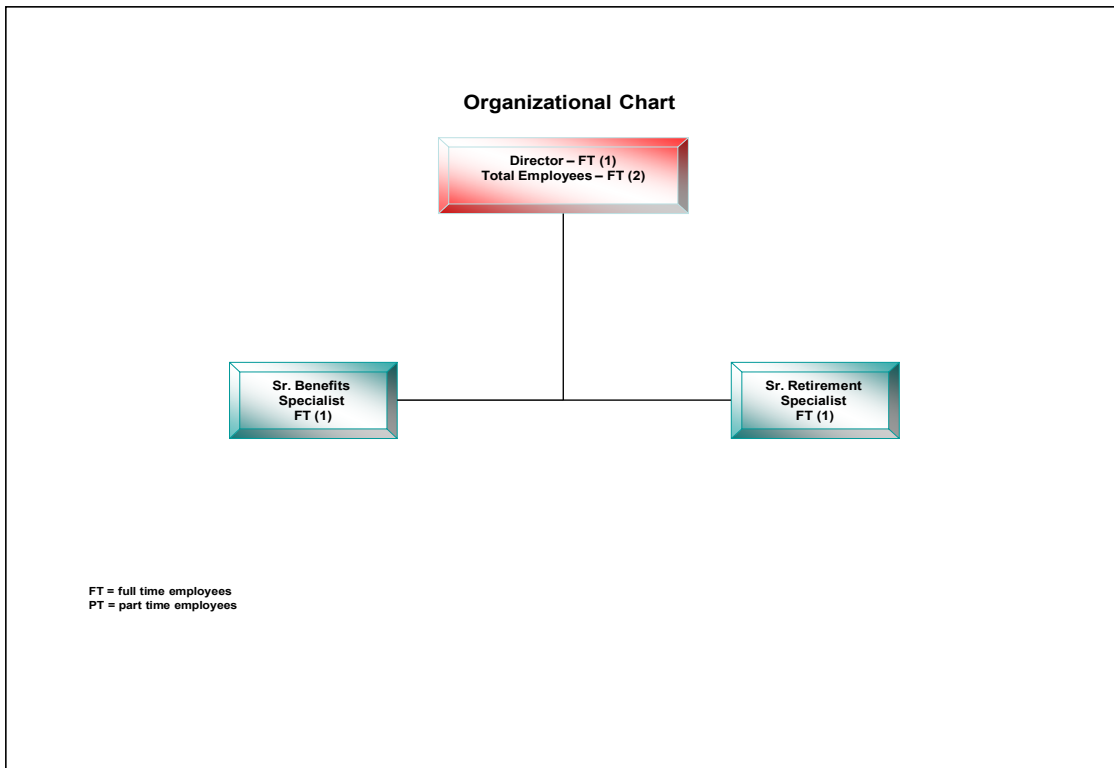
Financial Information:

	Actual FY 20/21	Projected FY 21/22	Adopted and Estimated FY 22/23
Sources:			
General Fund	\$ 747,909	\$ 811,822	\$ 830,918
Expenditures:			
Salaries	480,100	480,419	517,795
Benefits	206,187	221,842	251,903
Travel	2,047	2,436	9,300
M&O	32,828	32,151	42,420
Capital	6,391	6,876	9,500
Total Expenditures	\$ 727,552	\$ 743,724	\$ 830,918
Lapsed Funds	20,357	68,098	-
Total Expenditures, Lapse and Fund Balance	\$ 747,909	\$ 811,822	\$ 830,918

Oklahoma County Benefits and Retirement Department

Mission: *Our mission is to provide excellent service to active employees, retirees and their families as it relates to their benefits and retirement. We strive to be pro-active in the administration of all benefit plans, producing high quality low cost options that help remove barriers from care. As a national trend setter in self-insured public health plans, we have created multiple programs to counteract adverse population health. In the always increasing realm of health care costs, we constantly strive to produce savings for members and the County without cutting benefit offerings or sacrificing quality. The ultimate goal is to make quality care affordable and easily attainable - improving members health and the long term reduction of health care cost increases over time.*

Benefits and Retirement is a department of the Board of County Commissioners. The office provides the following services: This office was established by the Board of County Commissioners (BOCC) to provide the administration of all active employee and retiree benefit programs. We handle the day to day administration of the Oklahoma County health benefit plan, prescription plan, dental plan, vision plan, wellness initiatives, annual health risk assessment testing, COBRA administration, retiree benefits, retirement process, maintain all benefit deductions, retiree billing and premium collections, retirement plan administration, new employee benefit orientations, annual enrollment meetings, reporting to various boards, health plan reporting, actuarial reporting, voluntary benefit offerings, benefit contracting, negotiations and renewals. On a daily basis, our staff communicates with employees, retirees, their families, benefit vendors and other medical partners in the community.



Oklahoma County Benefits and Retirement Department

Funding Sources and Restrictions: This department is fully funded by general fund appropriations.

Statistical Information:

	Actual Activity for FY 20/21	Current Activity for FY 21/22	Projections for FY 22/23
Full-time employees	3	3	3
Employees & Retirees on Benefit Plan	1,582	1,599	1,620
Benefit Options/Vendors Managed	24	26	26

Financial Information:

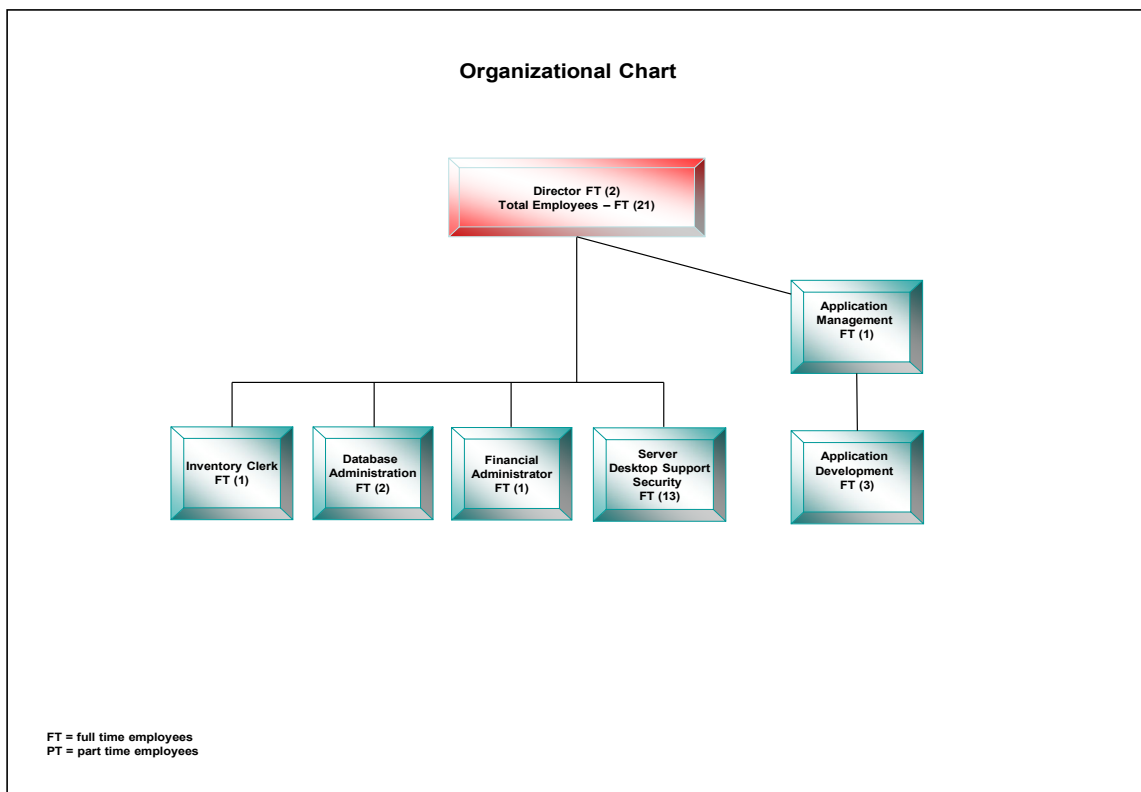
	Actual FY 20/21	Projected FY 21/22	Adopted and Estimated FY 22/23
Sources:			
General Fund	\$ 363,191	\$ 402,930	\$ 407,536
Expenditures:			
Salaries	235,776	262,866	263,254
Benefits	104,269	117,906	124,125
Travel	130	-	6,000
M&O	7,153	11,900	11,900
Capital	1,257	2,257	2,257
Total Expenditures	\$ 348,586	\$ 394,929	\$ 407,536
Lapsed Funds	14,605	8,001	-
Total Expenditures, Lapse and Fund Balance	\$ 363,191	\$ 402,930	\$ 407,536

Oklahoma County Information Technologies (IT)

Mission: *To provide critical information systems and services of the highest quality at an affordable cost and to assure availability of accurate, reliable, and timely information necessary for the support and operation of the county.*

The IT Department can be divided into two main functional areas, application development and operations. We currently employ ten staff members in operations who are responsible for maintaining the county infrastructure, end user support, server and desktop maintenance, backup and disaster recovery processes, data security, and 3rd party application support. Applications and development are responsible for the creation and coding of 20 custom applications, 100 databases, and the county websites, both internal and external. The county infrastructure spans 20 locations.

We also currently maintain and support over 140 servers, 1,300 computer endpoints, 1,900 email accounts, 65TB of data, and our wireless infrastructure. In addition, we have two phone systems that total close to 1400 phones. We provide telecommunications for the entire county. On the application development side, we currently employ two application administrators, one full time web developer, one part time web developer, two DBAs, and a compliance officer. Our DBAs support 100 databases. Our two application administrators support the county's financial software suite.



Oklahoma County Information Technologies (IT)

Funding Sources and Restrictions: This department is fully funded by general fund appropriations.

Statistical Information:

	Actual Activity FY 20/21	Current Activity FY 21/22	Projections for FY 22/23
Full-time employees	19	23	23
Part-time employees	2	-	-

Financial Information:

	Actual FY 20/21	Projected FY 21/22	Adopted and Estimated FY 22/23
Sources:			
General Fund	\$ 4,374,566	\$ 4,526,807	\$ 4,661,794
MIS Special Revenue Fund	20,954	20,954	20,954
Total Sources:	<u>\$ 4,395,520</u>	<u>\$ 4,547,762</u>	<u>\$ 4,682,748</u>
Expenditures:			
Salaries	1,345,105	1,440,138	1,496,113
Benefits	575,927	644,795	753,346
Travel	1,604	1,826	11,500
M&O	1,961,574	2,102,779	2,188,791
Capital	314,711	184,911	212,044
Total Expenditures	<u>\$ 4,198,921</u>	<u>\$ 4,374,449</u>	<u>\$ 4,661,794</u>
Lapsed Funds	175,645	152,358	-
SR Fund Balance:			
MIS Special Revenue Funds	20,954	20,954	20,954
Total Expenditures, Lapse and Fund Balance	<u>\$ 4,395,520</u>	<u>\$ 4,547,762</u>	<u>\$ 4,682,748</u>

Oklahoma County Facilities Management

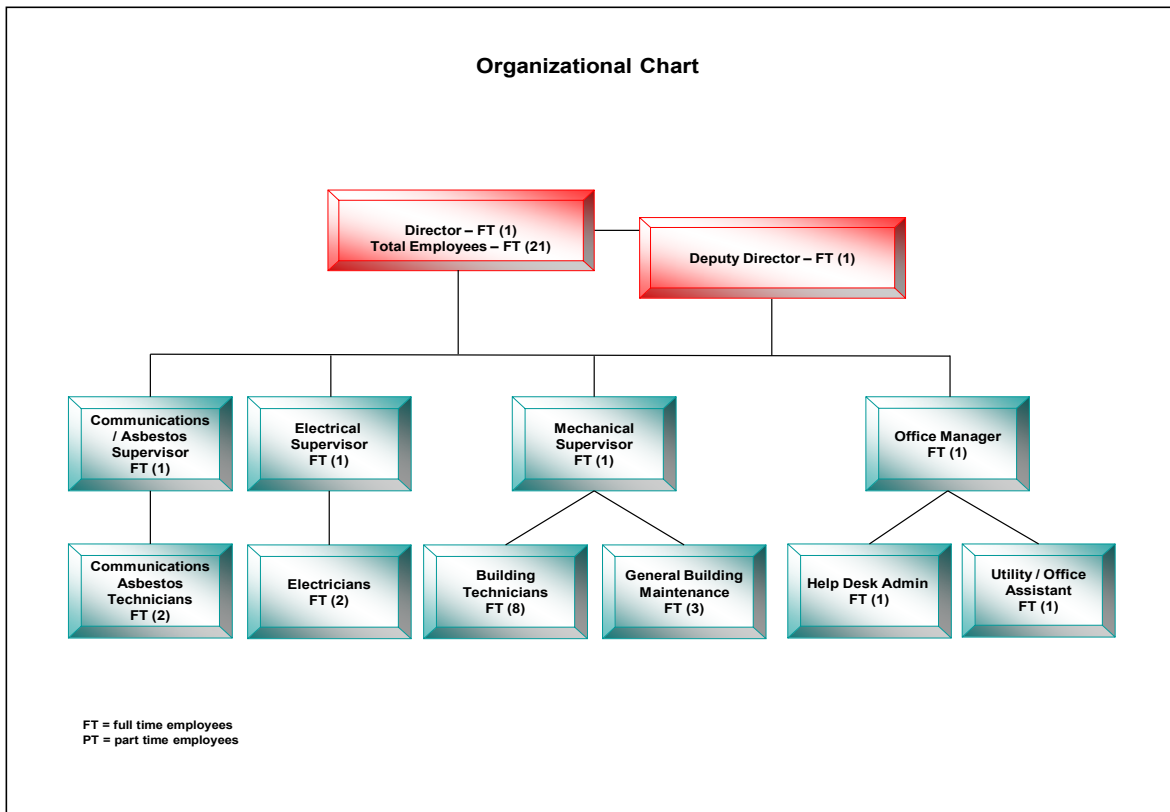
Mission: *To provide the employees of Oklahoma County, the elected officials, the public and the Board of County Commissioners a safe, clean and functional operating environment within all County and PBA owned buildings so that they may conduct the businesses of a governmental entity for the people of Oklahoma County. The department will strive to increase the efficiencies of facilities operations, capital improvement projects and the income/expense functions for the County and the Pubic Building Authority.*

The Facilities Management Department is a department of the Board of County Commissioners.

Facilities Management Operations: This area is critical to the success of the department because this is where all the County and PBA buildings are made functionally operable for County employees to be able to work without any disruptions to their respective functions. The heating and air conditioning, indoor air quality, public safety, plumbing, lighting, etc. all must be properly maintained so that the employees of Oklahoma County can operate the government of the County.

Facilities Management Administration: Administration will function within all departments of Property Management. They will act as a liaison between facilities management and the various offices of Oklahoma County as well as handling some of the accounting functions of the PBA and act as a support for the Director with capital improvement projects.

Capital Improvements: This area is involved heavily with other departments within the County such as Civil Engineering, Purchasing, Security (Sheriff), etc. Capital Improvements are critical to the County as a whole because these projects are what allow the County to continue to operate. New roofs, air-conditioning systems, mechanical systems, parking garages, etc. are just a few examples.



Oklahoma County Facilities Management

Funding Sources and Restrictions:

Prior to July 1, 2005, this department was fully funded by general fund appropriations. In an effort to better account for expenses of the Public Buildings Authority (PBA) properties, the PBA Board of Trustees amended the management agreement with the County effective July 1, 2005, which required the revenues and expenses of the properties to be accounted for in an Enterprise Fund. Prior to this, the expenses were paid out of multiple general fund cost centers.

Statistical Information:

	Actual Activity FY 20/21	Current Activity FY 21/22	Projections for FY 22/23
Full-time Employees	21	21	23
Full-time Employees - PBA	5	5	5
Part-time Employees		-	-

Financial Information:

	Actual FY 20/21	Projected FY 21/22	Adopted and Estimated FY 22/23
Sources:			
General Fund-Maintenance-280	\$ 1,851,959	\$ 2,111,223	\$ 2,126,905
General Fund Custodial-285	295,850	313,000	313,000
Total Sources:	<u>\$ 2,147,809</u>	<u>\$ 2,424,223</u>	<u>\$ 2,439,905</u>
Expenditures:			
Salaries	909,749	1,088,046	1,088,046
Benefits	357,087	494,967	513,949
Travel	-	3,300	-
M&O	539,479	759,410	759,410
Capital	53,909	78,500	78,500
Total Expenditures	<u>\$ 1,860,225</u>	<u>\$ 2,424,223</u>	<u>\$ 2,439,905</u>
Lapsed Funds	287,584	-	-
Total Expenditures, Lapse and Fund Balances	<u>\$ 2,147,809</u>	<u>\$ 2,424,223</u>	<u>\$ 2,439,905</u>

Oklahoma County Planning Department

Mission: *To provide a strategy that will allow Oklahoma County to grow and prosper while preserving and enhancing existing infrastructure and promote positive future development within the unincorporated areas of Oklahoma County.*

Our mission is to become the best planning organization in the State through dedication, organization, technology, and communication. The Planning Department is responsible for planning, subdivision, zoning, and floodplain services in Oklahoma County.

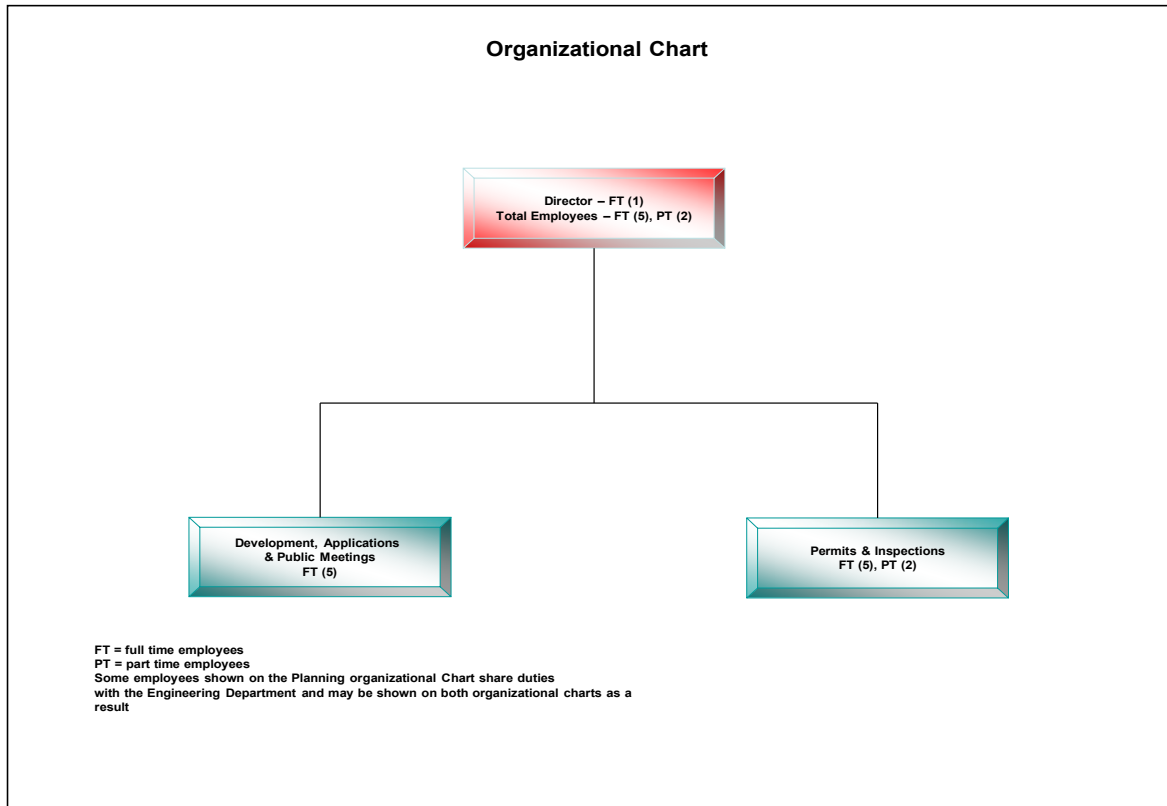
The department provides professional planning support to the County Commissioners, Planning Commission and the general public for the development and implementation of O.S. Title 19 § 868.1, County policies and other land use plans. It also manages and administers the county's subdivision regulations, floodplain regulations, and a variety of zoning district regulations; reviews and reports to decision making bodies on subdivision proposals and zoning applications, including special use permits, PUD's and amendments to the zoning and subdivision regulations and, provides information to the public about regulations, procedures and land use patterns.

Planning Operations: Standardize Subdivision Development to ensure that all subdivision designs and roadways meet County Standards. Ensure that all public meetings preparations, reviews, documents, publications and staff reports are completed accurately and in a timely manner for the Planning Commission, Board of Adjustment, and Floodplain Management meetings as well as the board of County Commissioners meeting.

Assure that all applications for Building Permits for residential and commercial structures within the unincorporated areas of Oklahoma County are thoroughly reviewed for content and compliance with applicable regulations and codes in a timely manner. Ensure that all phases of construction meet applicable adopted codes through an aggressive inspection program that is enforced by licensed and trained inspectors.

Accomplishments: Completed New Zoning and Subdivision Regulations. Implementing the changes has begun.

Objectives: Continue upgrading the "Master Plan" for unincorporated Oklahoma County.



Oklahoma County Planning Department

Funding Sources and Restrictions:

Planning Commission Fee Fund:

Fees collected for permits and hearings before the Planning Commission, Floodplain Management Board and Board of Adjustment O.S. Title 19 § 868.4. The funds shall be expended by the planning commission for salaries of the staff, for mailing cost to potentially affected members of the public concerning notice of petitions for amendment to zoning regulations, for books, records, supplies, fixtures and other necessary expenses incurred in the operation of the Planning Commission.

Statistical Information:

	Actual Activity FY 20/21	Current Activity FY 21/22	Projections for FY 22/23
Full-time employees	5	5	4
Part-time employees	2	2	3
Building Permits	557	337	474
Lot Splits	28	15	26
Code Inspections	3,121	2,446	2,896
Trade Registrations	458	419	450
Board of Adjustments	12	9	11
Development Stages	18	26	22

Financial Information:

	Actual FY 20/21	Projected FY 21/22	Adopted and Estimated FY 22/23
Sources:			
General Fund	\$ 304,289	\$ 322,368	\$ 246,705
Planning Comm Fee Fund	542,760	718,403	873,560
Total Sources:	<u>\$ 847,049</u>	<u>\$ 1,040,771</u>	<u>\$ 1,120,265</u>
Expenditures:			
Salary	337,484	351,073	410,533
Benefits	139,090	147,856	164,631
Travel	26,098	31,140	25,400
M&O	92,489	38,929	36,340
Capital	2,147	5,091	2,950
Total Expenditures	<u>\$ 597,308</u>	<u>\$ 574,089</u>	<u>\$ 639,854</u>
Lapsed Funds	(345)	14,607	-
Restricted Fund Balance:			
Planning Comm Fee Fund	250,086	452,075	480,411
Total Expenditures, Lapse and Fund Balance	<u>\$ 847,049</u>	<u>\$ 1,040,771</u>	<u>\$ 1,120,265</u>

Oklahoma County Court Services Unit

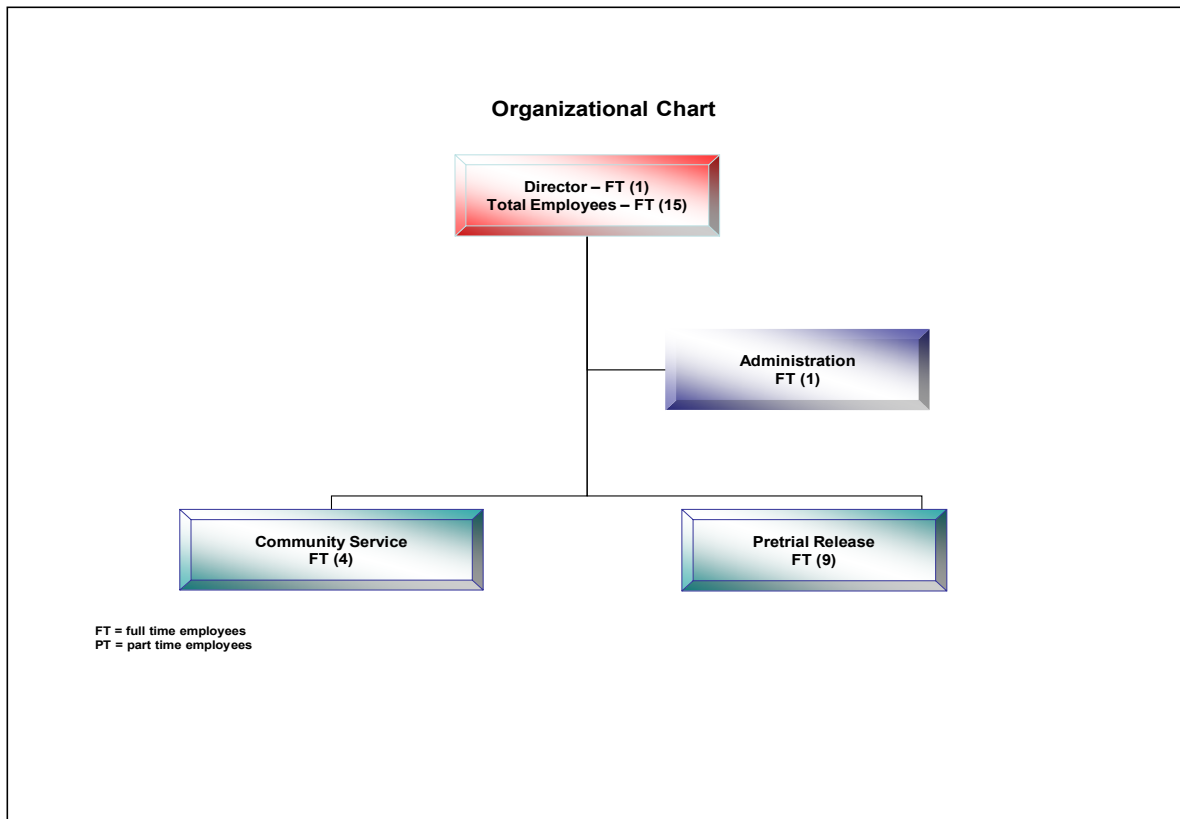
Mission: *Unit personnel are responsible for gathering information about an accused person to assist in making a determination to pre-trial release the individual from custody.*

Oklahoma County Court Services comprises the Pretrial Release unit, and Community Services unit. O.S. Title 22 § 1105.1 established the Pre-trial Release Act, while O.S. Title 22 Chapter 16 § 991a-4.1 established the Community Service Sentencing Program. Unit personnel are responsible for gathering and reviewing neutral and validated information about an accused person to assist the courts in making an effective determination on an individuals pretrial release.

Pretrial Release was organized to alleviate jail overcrowding. Furthermore, the Pretrial Release Program is an alternative program with the mission of protecting the public's safety and interest, while providing alternative resources for the Courts, the District Attorney's Office, the City, the County and the public at large. To meet our goals, our program has to assure the key components of safety and security. We offer an alternative to incarceration for those defendants unable to post a bond or secure their own release from custody due to a lack for resources. As a condition of release, the defendant will agree to be supervised and accept treatment recommendations. An important by-product of the program is the cost savings to the taxpayers of Oklahoma County. The program enables a client to be released and to prepare for trial as one who has means. In 2021, Court Services case managers completed 8,780 investigations on defendants in jail. The number of defendants released was 980. Based on a minimal stay of 60 days in the County Jail at a cost of \$47.99 a day, the savings to the jail was \$2,821,812. in 2021.

The purpose of the Community Service program is to place at the appropriate non-profit Agencies persons who have been sentenced by the Courts to complete a set amount of Community Service hours in lieu of jail time. Agencies supervise and verify the hours worked by each client. Community Service personnel then report to the Court's, District Attorney and Probation Officer when the client completes or fails to complete his/her Community Service. In 2021, Community Service opened 1,233 new client cases.

One additional positive factor to consider is the number of Community Service hours worked by those who are released. From January to December 2021 there were in excess of 17,670 hours worked by these clients at various non-profit and government agencies. Based on the minimum wage of \$7.25 those hours saved the taxpayers an additional amount of \$128,107.50.



Oklahoma County Court Services Unit

Funding Sources and Restrictions:

Community Service Fee Fund:

Fees paid by persons sentenced to perform community service by the court O.S. Title 22 Chapter 16 § 991 a-4.1 The funds are used for maintenance and operation of the Community Services program.

Statistical Information:

	Actual Activity FY 20/21	Current Activity FY 21/22	Projections for FY 22/23
Full-time employees	15	15	15
OR Bond - Clients Investigated	9,907	5,470	7,500
OR Bond - Clients Released	854	395	550
Conditional Bond - Clients Investigated	1,666	781	1,100
Conditional Bond - Clients Released	832	370	500
Community Service - New Files Opened	1,573	983	1,400

Financial Information:

	Actual FY 20/21	Projected FY 21/22	Adopted and Estimated FY 22/23
Sources:			
1001 General Fund 301	\$ 940,496	\$ 1,020,761	\$ 1,047,800
1260 Court Services	265,597	266,426	196,966
Total Sources:	<u>\$ 1,206,093</u>	<u>\$ 1,287,187</u>	<u>\$ 1,244,766</u>
Expenditures:			
Salaries	625,392	642,707	660,092
Benefits	306,338	332,836	385,548
Travel	-	-	-
M&O	101,275	156,851	179,160
Capital	10,736	14,320	13,192
Total Expenditures	<u>\$ 1,043,740</u>	<u>\$ 1,146,714</u>	<u>\$ 1,237,992</u>
Lapsed Funds	6,606	43,118	-
Restricted Fund Balance:			
1260 Court Services	155,747	97,355	6,774
Total Expenditures, Lapse and Fund Balance	<u>\$ 1,206,093</u>	<u>\$ 1,287,187</u>	<u>\$ 1,244,766</u>

Oklahoma County Community Sentencing

Mission: *To enhance public safety by supervising offenders sentenced to court-ordered probation, while providing access to treatment and services, and using evidence based practices, to increase pro-social behavior and reduce criminogenic needs.*

The Office of Community Sentencing continues through our private provider TEEM (The Educational and Employment Ministry), to oversee a combined caseload of over 650 offenders on a daily basis. As an alternative to incarceration, Oklahoma County judges utilize this sentencing mechanism as a method to provide supervision for compliance of individualized probation plans. Case managers supervise offenders and coordinate all individualized treatment plans, as well as provide access to other beneficial programs and services. For non-compliance, including ongoing illegal use of substances, failure to report, failure to attend classes and lack of payment for required fees, offenders pose a greater risk to the public's safety, and may be sanctioned by the court in a number of ways, including jail time or sentencing to the Oklahoma Department of Corrections. Offender profiles continue to evolve. National current thinking emphasizes special management strategies for supervising violent offenders, those suffering from chronic mental illness (CMI), female offenders, and other groups. To that end, Community Sentencing has expanded its approach in providing programs with the development of a Cognitive Education program and revising Substance Abuse Treatment. The Female Opportunity Group (FOG) appears to be an on-going success. A similar group for men is being considered. In 2013, an Employment Specialist was hired to assist eligible offenders with pre-employment and referral services. All these objectives require robust staff training.

Oklahoma County Community Sentencing Planning Council has vigorously supported the program's new goals, and its ongoing partnership with the Oklahoma Department of Corrections symbolizes one team, with one mission.

Oklahoma County Community Sentencing

Funding Sources and Restrictions:

Community Sentencing Fund:

Funded by legislative appropriations through the Department of Corrections O.S. Title 22 § 988.16.

Statistical Information:

	Actual Activity FY 20/21	Current Activity FY 21/22	Projections for FY 22/23
Full-time employees	-	-	-
Part-time employees	-	-	-

Financial Information:

	Actual FY 20/21	Projected FY 21/22	Adopted and Estimated FY 22/23
Sources:			
Community Sentencing Fund	\$ 264,448	\$ 261,448	\$ 261,448
Expenditures:			
Salaries	-	-	-
Benefits	-	-	-
Travel	-	-	-
M&O	-	-	-
Capital	3,000	-	-
Total Expenditures	\$ 3,000	\$ -	\$ -
Lapsed Funds	-	-	-
Fund Balance:			
Special Revenue 1270	261,448	261,448	261,448
Total Expenditures, Lapse and Fund Balances	\$ 264,448	\$ 261,448	\$ 261,448

Oklahoma County Excise and Equalization Board

The County Excise Board and County Equalization Board are comprised of three members, appointed in the following manner:

One member appointed by the Oklahoma Tax Commission, one member appointed by the Board of County Commissioners, and one member appointed by the District Judge(s). The tenure of the members must be coterminous with that of the first and third County Commissioners' districts. Not more than one member can live in one County Commissioner's district.

Equalization Board: The County Board of Equalization's primary duty is equalization. Each year this board goes into session to equalize that year's assessment roll to ensure the following items: that all non-agricultural real property is appraised at its fair cash value according to its use; that all agricultural real property is valued at its use value, and; that all personal property is listed at its fair cash value. Use value is the appraisal of property in its actual use. The role of the County Board of Equalization is to maintain equity in the county's property tax structure.

Excise Board: The County Excise Board shall examine the county budgets and has the responsibility to require adequate and accurate reporting of revenues and expenditures for all budget and supplemental purposes as well as require adequate provisions for the performance of mandatory, constitutional and statutory governmental functions within the available revenues. If the budget is within the income and revenues lawfully available, the excise board shall approve the budget and compute the levy required. (See O.S. Title 19 § 1414 for more information)

Funding Sources and Restrictions: These boards are fully funded by general fund appropriations.

Statistical Information:

	Actual Activity FY 20/21	Current Activity FY 21/22	Projections for FY 22/23
Board Members	3	3	3
Petitions filed	132	292	200
Petition Values Adjusted	19	30	25
Equalization Board Meeting Days	55	40	30
Excise Board Meeting Days	12	13	14
Resolutions Received/Approved	13	10	10
Temporary Cash Transfers Approved	2	4	4
Temporary Appropriations Set	27	28	28
Municipality Budgets Set/Received	58	58	58
Municipality Other Documents Acted On	26	25	25

	Actual FY 20/21	Projected FY 21/22	Adopted and Estimated FY 22/23
--	----------------------------	-------------------------------	---

Financial Information:

	Actual FY 20/21	Projected FY 21/22	Adopted and Estimated FY 22/23
Sources:			
General Fund	\$ 42,576	\$ 44,957	\$ 44,957
Expenditures:			
Salaries	14,400	26,400	33,450
Benefits	1,102	2,020	2,559
Travel	3,326	3,673	6,448
M&O	1,883	1,600	2,500
Capital	160	-	-
Total Expenditures	\$ 20,871	\$ 33,694	\$ 44,957
Lapsed Funds	21,705	11,263	-
Total Expenditures, Lapse and Fund Balance	\$ 42,576	\$ 44,957	\$ 44,957

Oklahoma County Juvenile Bureau

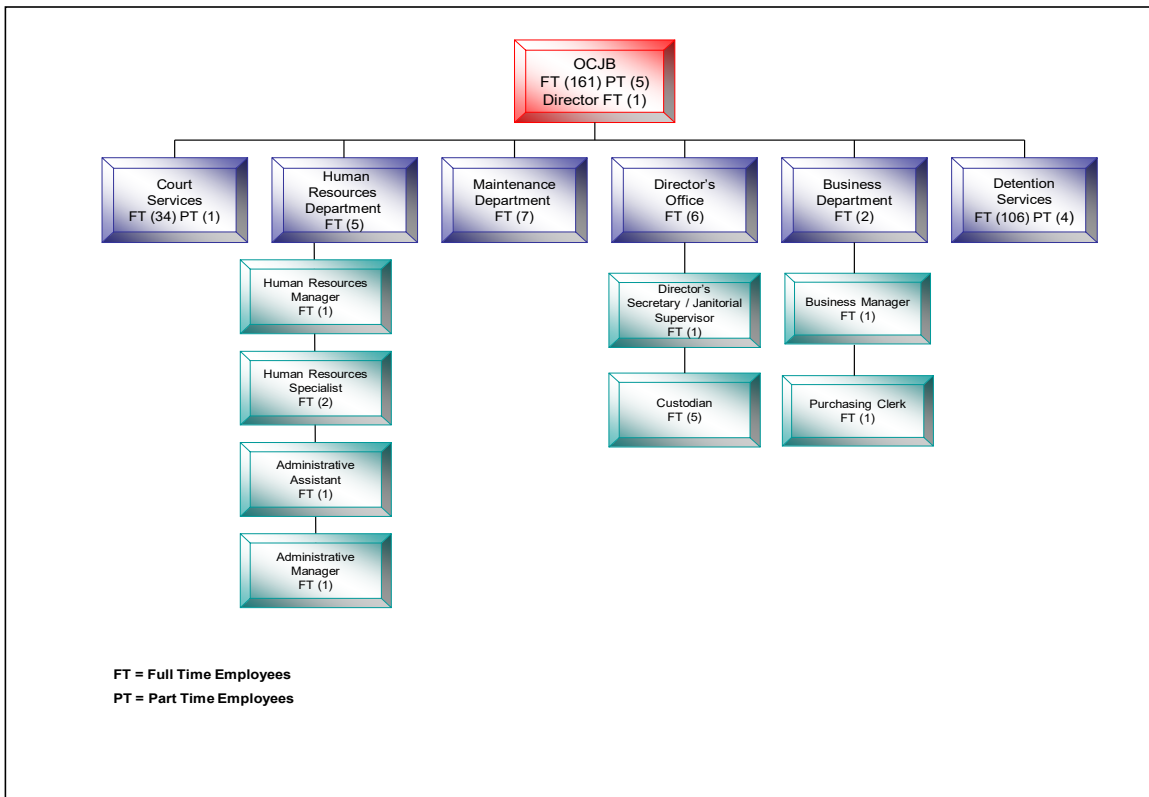
Mission: *The Oklahoma County Juvenile Bureau exists to enhance public safety by reducing juvenile delinquency.*

The Oklahoma County Juvenile Bureau (OCJB) directly facilitates the efforts of the court by providing support and follow-through services required by law. OCJB is responsible for receiving, evaluating, and determining appropriate action pertaining to persons under the age of eighteen (18) year found within Oklahoma County and alleged to be delinquent or in need of supervision. Additionally, OCJB carries out orders of the Juvenile Division of the District Court and serves all processes regarding juvenile matters. The primary services are:

Intake Services - receives all complaints regarding juveniles from law enforcement agencies, determines jurisdictional questions and necessary appropriate action in reference to possible detention, in addition to the filing and preparation of juvenile charges.

Detention Services - 80 bed facility with the capability of housing all types of juvenile offenders. The average stay is sixteen (16) days, but some juveniles stay longer.

Probation Services - provides probationary counseling and supervision as directed by the Juvenile Division of the District Court for juveniles adjudicated as delinquent and in need of supervision. OCJB also operates a Volunteer Services Program and Student Intern Program for graduate and undergraduate students from around the state and from out of state.



Oklahoma County Juvenile Bureau

Funding Sources and Restrictions:

Juvenile Probation Fee Fund O.S. 10A. § 2-2-503

If the child is placed on probation, the court may impose a probation fee of no more than \$25 per month, if the court finds that the child or parent or legal guardian of the child has ability to pay the fee. Fees collected shall be used to purchase needed services for Bureau clients such as sanctions, sex offenders' services, counseling, and psychological counseling.

Juvenile Work Restitution Fund O.S. 10A. § 2-2-503

The court can order the child to pay the fine which would have been imposed had such a child been convicted of such crime as an adult. Any such fine collected shall be used to allow children otherwise unable to pay restitution to work in community service projects in the private or public sector to earn money to compensate their victims.

Juvenile Grant Fund

Established to account for collections and expenditures of grants received from federal and state agencies.

Statistical Information:

	Actual Activity for FY 20/21	Current Activity FY 21/22	Projections for FY 22/23
Full-time Employees	143	159	161
Part-time Employees	4	4	5
Deferred Filing Caseload	149	114	140
Juveniles Referred to Intake	757	675	700
Dispositions by Probation	246	186	175
Re-referrals to Probation	22	25	20
Probation Closed Successfully	287	199	185
Admissions to Detention	563	508	603
Average Daily Population	36	49	58

Financial Information:

Sources:

	Actual FY 20/21	Projected FY 21/22	Requested/ Projected FY 22/23
General Fund Detention	\$ 5,831,939	\$ 6,791,668	\$ 7,471,660
General Fund Bureau	2,314,356	2,474,109	2,536,214
Juvenile Probation Fee	111,344	98,080	57,333
Juvenile Work Restitution	89,074	89,074	89,074
Juvenile Grant Fund	458,964	442,546	394,777
Total Sources:	\$ 8,805,677	\$ 9,895,477	\$ 10,549,058

Expenditures:

	Actual FY 20/21	Projected FY 21/22	Adopted and Estimated FY 22/23
Salaries	4,983,115	5,706,479	6,204,963
Benefits	2,234,055	2,623,698	3,227,662
Travel	3,306	16,985	26,000
M&O	649,017	748,208	875,947
Capital	140,453	169,022	16,827
Total Expenditures	\$ 8,009,946	\$ 9,264,392	\$ 10,351,400
Lapsed Funds	393,995	295,068	-
Fund Balance:			
Juvenile Probation Fee	82,514	43,324	2,333
Juvenile Work Restitution	89,074	89,074	88,074
Juvenile Grant Fund	230,148	203,619	107,252
Total Expenditures, Lapse and Fund Balances	\$ 8,805,677	\$ 9,895,477	\$ 10,549,058

Oklahoma County Emergency Management

Mission: *To set a standard of excellence in providing progressive and professional planning, and cooperative and efficient service to the citizens of Oklahoma County, before, during and after a major emergency or disaster.*

Emergency Management is a department of the Board of County Commissioners. Oklahoma State Statutes pertaining to the implementation and operation of the county Office of Emergency Management include O.S. Title 63 § 683.2, 3, 11, 12, 17.

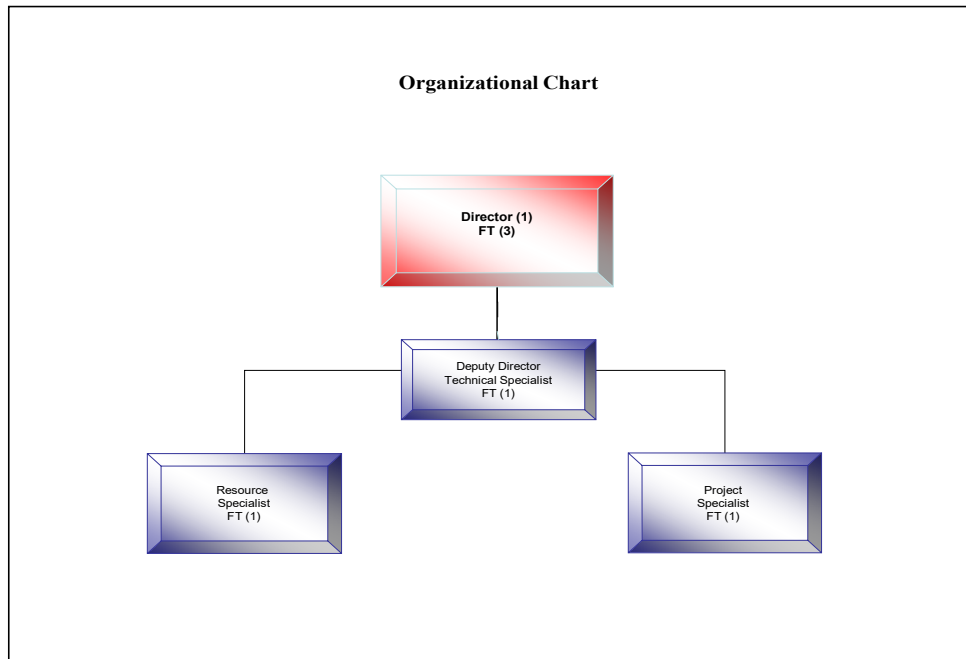
Emergency Management operations focus on four main aspects, those being preparedness, response, recovery, and mitigation. While somewhat broad in scope, these areas actually require multiple specific tasks and operations. Striving to prevent or lessen the impact of a potentially disastrous event is the focus of mitigation, such as with the Crutch Creek, Triple XXX, and Wilshire Bridge Projects. Preparedness efforts include detailed planning, education, and exercise activities. Information is provided online and through the distribution of printed materials and multiple public education presentations and training sessions for a variety of groups and organizations. All individuals and groups are encouraged to plan and are assisted in the development of emergency plans to be utilized whether at home, work, or elsewhere. Oklahoma County Emergency Management also develops and maintains the comprehensive Oklahoma County Emergency Operation Plan, Hazard Mitigation Plan, and multiple other critical operations-related guides, and works to insure they are periodically reviewed and updated.

Response activities dictate 24-hour "readiness" and may require the use of specialized equipment and/or skills. Mobile communications units, weather monitoring capabilities and other resources are available at all times in support of any jurisdiction within the county and region. We additionally provide severe weather monitoring and warning capabilities, both through the staffing of the Emergency Operation Center and by utilizing the Citizen Volunteer Team, trained to provide several essential services. Many county-owned fire department emergency response units, provided and partially maintained through the budgeting process of the County Commissioners, are also maintained within the county and coordinated by the Office of Emergency Management.

Recovery activities include working closely with FEMA, the Federal Small Business Administration and the Oklahoma Department of Emergency Management and Homeland Security to secure reimbursement and other forms of assistance before, during and following a "declared" disaster. Additional recovery assistance is provided by helping citizens register for available benefits and through the coordination of post-disaster cleanup and restoration activities.

Accomplishments: Continued operations at the Regional Multi-Agency Coordination Center (4600 Martin Luther King) and at the Backup Emergency Operations Center (County Annex Bldg.), assisted with updating and coordination of multiple local and regional planning documents, support of multiple OK County Fire/Rescue Departments and associated emergency response activities. Continued enhancement and support of emergency communications capabilities for multiple departments and the region. Delivered and participated in multiple public education opportunities, work groups, local and regional committees, planning projects and exercises. Provided support and assistance at multiple emergency incidents and continue to coordinate the monthly Eastern Oklahoma County Fire Chiefs Meetings and the Wildland Task Force.

Objectives: Continued application of Hazard Mitigation planning and implementation strategies, continue to pursue opportunities to develop and implement Automatic Aid emergency procedures in eastern OK County. Continued enhancement of OK County Fire Task Force and Strike Team activities. Continued participation in multiple committees, workgroups, etc., both locally and throughout the state.



Oklahoma County Emergency Management

Funding Sources and Restrictions:

Emergency Management Fund O.S. Title 63 § 683.1

Revenues received from the Federal Emergency Management Agency for travel, operations, and capital items relating to the Emergency Management program.

Local Emergency Planning Committee HMEP Grant O.S. Title 27A § 4-2-103

Grant funds received from the U.S. Department of Transportation through the Oklahoma Department of Civil Emergency Management. Restricted for the LEPC for Hazardous Materials Emergency Planning and related activities.

Emergency Management Fund O.S. Title 63 § 683.2, 3, 11, 12, 17

FEMA funds distributed through the Oklahoma Dept of Emergency Management and Homeland Security to provide support to local Emergency Management programs under the FEMA Emergency Preparedness Grant Program

Statistical Section*:

	Actual Activity FY 20/21	Current Activity FY 21/22	Projections for FY 22/23
Full-time employees	3	4	4
Part-time employees	1	0	0
Public education presentations	10	7	10
Staff training hours	394	271	300
Planning hours	300	166	200
Regional coordination hours	140	189	175

*Planning & Coordination hours are approximations based on multiple meetings, sessions, etc. COVID impacted heavily-

Financial Information:

	Actual FY 20/21	Projected FY 21/22	Adopted and Estimated FY 22/23
Sources:			
General Fund	\$ 629,061	\$ 638,346	\$ 618,659
LEPC	9,618	9,618	9,618
Emergency Management Fund	746,545	781,989	551,846
Total Sources:	<u>\$ 1,385,223</u>	<u>\$ 1,429,954</u>	<u>\$ 1,180,123</u>
Expenditures:			
Salaries	270,746	284,719	284,719
Benefits	110,283	120,747	124,060
Travel	-	2,983	7,443
M&O	81,736	206,320	168,249
Capital	212,016	350,446	479,028
Total Expenditures	<u>\$ 674,781</u>	<u>\$ 965,215</u>	<u>\$ 1,063,499</u>
Lapsed Funds	29,035	2,454	-
Restricted Fund Balance:			
LEPC	9,618	9,618	-
Emergency Management Fund	671,789	452,666	116,624
Total Expenditures, Lapse and Fund Balance	<u>\$ 1,385,223</u>	<u>\$ 1,429,954</u>	<u>\$ 1,180,123</u>

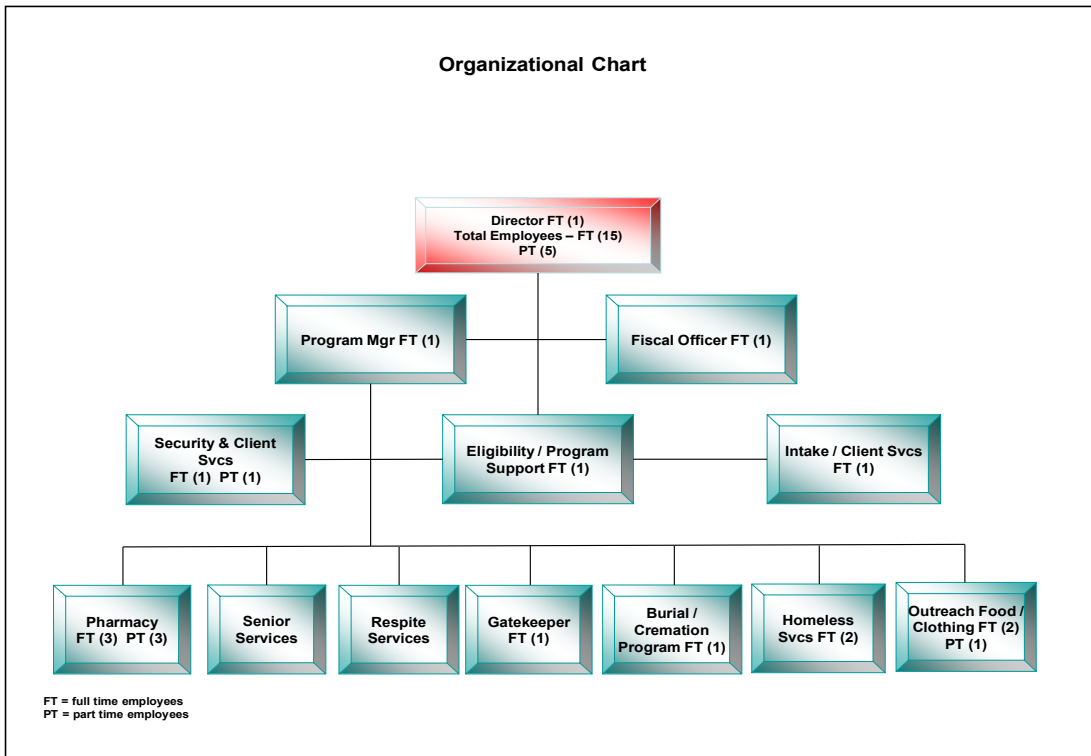
Social Services

Mission: *Working toward a healthy, stable, and senior-friendly county.*

Oklahoma County Social Services provides assistance to indigent, homeless, and older persons in Oklahoma County. We provide burial/cremation services under specific circumstances and have a pharmacy that provides prescription medications at no charge. The pharmacy also provides prescription medications to employees and retirees as a part of Oklahoma County's fringe benefits package. The department is involved in broad initiatives for seniors, homeless, and overall social service delivery methodology, and works with other agencies in the county to address identified needs for targeted populations.

Accomplishments: In 21-22, we continued with appropriate safety precautions for the protection of clients and staff. We built on the newly added contracted respite services for people who are homeless and recovering from an illness or injury, as well as contracted senior services for older adults.

Objectives: In 22-23, we will be relocating our department to the Juvenile Justice facility. We will re-design process and flow to accommodate our clients in our new location, and will increase outreach services to increase accessibility. We will continue working with other organizations to strengthen the service network as a whole.



Social Services

Funding Sources and Restrictions:

Social Services will receive a grant from the Health Alliance for the Uninsured to provide pharmacy services to the free clinics in the downtown area.

Statistical Information:

	Actual Activity FY 20/21	Current Activity FY 21/22	Projections for FY 22/23
Full-time Employees	12	16	15
Part-time Employees	17	6	5
Prescriptions Filled	11,666	9,116	12,000
Burial/Cremation Services	134	152	175
Gatekeeper Service Connections	N/A	163	192
Respite Care Days-New(Partial year 21/22)	N/A	1,892	2,000
Senior Service Days-New(Partial year 21/22)	N/A	1,342	1,450
Utility Assistance	1,154	N/A	N/A
Community Support - Meals Served	218,000	N/A	N/A
Community Support - Rides Provided	80,100	N/A	N/A
Community Support - Emergency Shelter	67	N/A	N/A
Community Support - Total Care Visits	5,600	N/A	N/A
Community Support - Court Advocacy - Abused Children	1,200	N/A	N/A
Community Support - Clothing Assistance - Foster Children	688	N/A	N/A
Community Support - Neglected Kids Kept in School	150	N/A	N/A
Community Support - Meals for Homeless Children	464	N/A	N/A
Community Support - Domestic Shelter	549	N/A	N/A

Financial Information:

	Actual FY 20/21	Projected FY 21/22	Adopted and Estimated FY 22/23
Sources:			
General Fund	\$ 2,412,356	\$ 2,479,585	\$ 2,269,811
Expenditures:			
Salaries	888,769	935,948	824,273
Benefits	316,589	372,003	349,334
Travel	182	500	2,000
M&O	686,264	1,049,623	1,084,204
Capital	9,934	10,000	10,000
Total Expenditures	\$ 1,901,738	\$ 2,368,074	\$ 2,269,811
Lapsed Funds	510,618	111,511	-
Total Expenditures, Lapse and Fund Balances	\$ 2,412,356	\$ 2,479,585	\$ 2,269,811

Oklahoma County Engineering Department

Mission: *To provide a strategy that will allow Oklahoma County to grow and prosper while preserving and enhancing existing infrastructure and promote positive future development within the unincorporated areas of Oklahoma County.*

The function of the Engineering Department is to provide support and guidance to the Board of County Commissioners concerning infrastructure needs and roads and bridge construction/repair and to investigate and to answer any questions as they arise. The Engineering Department monitors county building construction projects and provides information to departments and to the State Auditor, upon request, on behalf of the Board of County Commissioners.

Commissioners Support: Development, negotiation, and maintenance of all architectural and engineering contracts for the county to provide assurance of quality services. Monitoring performance of all architectural and engineering contracts to assure compliance with specifications, public safety and to preserve the county's investment. Prepares, updates, and maintains master road and bridge long-range plans that may be required by other agencies to maximize the county's benefit of state and federal funds. Upon request, consults with Districts concerning roads and bridges to ensure that all roads and bridges are in good working order and meet state and county engineering standards.

Engineering Internal Departmental Support: Responsible for overall and general operations and conditions of all county operated property to lower operating costs and ensure a safe and pleasant work environment for employees and for the general public. Maintains and collects information relative to repair and construction of county property and assures a history and aids in future planning for expenditures.

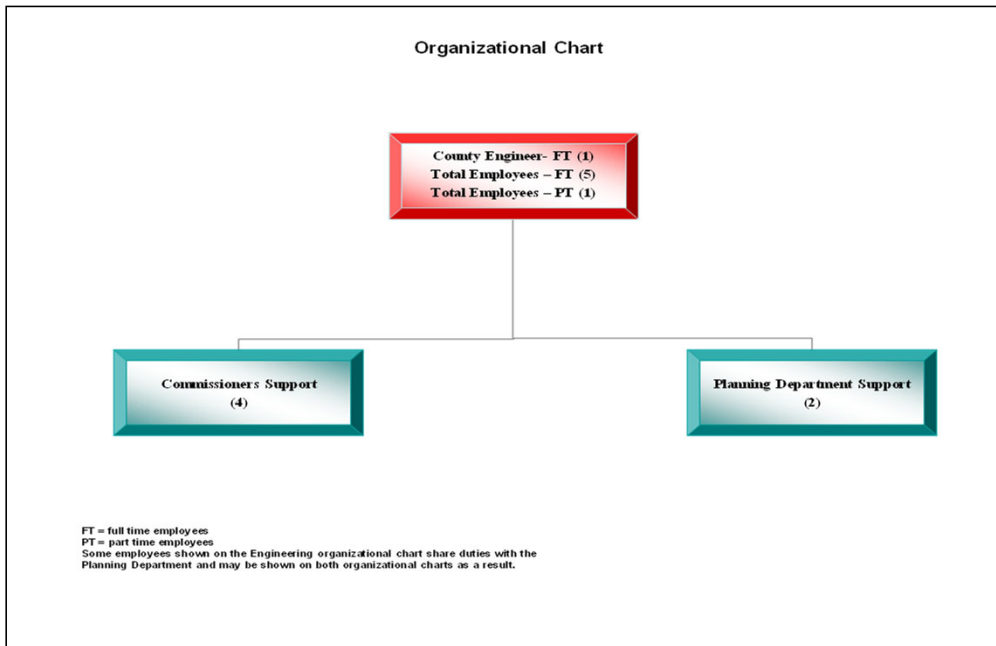
Planning Department Support: Responsible by Statute to provide professional engineering expertise and enforcement of regulations and codes for assurance of uniform growth of the county and in concert with the County Master Plan.

Interface with Other Agencies: Primary contact for consulting engineers, construction project engineers and professional and technical groups for assurance of uniform application of engineering principles. Co-ordinate with city, county, state, and federal agencies to assure the county is well informed of matters in which each entity is responsible.

Common Activity within all "Activities": Remain available to Commissioners, other Elected Officials, district road superintendents, Planning Department and the general public to address a myriad of subjects to assure satisfactory response to the citizenry.

Accomplishments 2021-2022: Zoning and Sub-division Regulations updated. Crutch Park Acquisition Program FEMA Phase 7 complete; Multi-Jurisdictional Hazard Mitigation Plan Update continues; Dry Weather Screening of Waterways and Water Quality Testing of Chisolm Creek, Assist and advise County Capital Projects (Annex Space Utilization & TIF Funding, County Courthouse, Krowse Building, Juvenile Justice Repairs, Lincoln Building, etc.); Thirty-Three active county road and bridge projects in design or construction (Waterloo Road Corridor Project; Luther Road Corridor Project, Covell Road Corridor Project); Various Bridge Replacement Projects located on Harrah Rd., Luther Rd., Waterloo Rd., and Britton Road; etc.). Working with the Corps and FEMA for Hazard Mitigation Funds to reconstruct and stabilize Triple X Road and Wilshire Blvd.

Objectives 2022-2023: Involve major engineering initiatives which include but are not limited to - planning, organizing, implementing, directing and managing the efforts of the Engineering/Planning team that provides a complex variety of services which include roads and bridges, enforcement of planning procedures, and ensuring environmental compliance on county projects. Ongoing activities resulting from goal pursuit require enhancing customer service, open and clear communication with all participating departments, and organization of all current and upcoming projects.



Oklahoma County Engineering Department

Funding Sources and Restrictions:

This department is fully funded by general fund appropriations.

Statistical Information:

	Actual Activity FY 20/21	Current Activity FY 21/22	Projections for FY 22/23
Full-time employees	4	5	5
Part-time employees	1	1	1

Financial Information:

	Actual FY 20/21	Projected FY 21/22	Adopted and Estimated FY 22/23
Sources:			
General Fund	\$ 565,489	\$ 594,529	\$ 593,713
Expenditures:			
Salaries	351,518	368,109	397,865
Benefits	122,522	139,832	141,288
Travel	150	6,008	8,000
M&O	28,275	32,133	37,060
Capital	5,239	6,434	9,500
Total Expenditures	\$ 507,705	\$ 552,517	\$ 593,713
Lapsed Funds	57,784	42,012	-
Total Expenditures, Lapse and Fund Balance	\$ 565,489	\$ 594,529	\$ 593,713

This page intentionally left blank

Appendix



FUND LISTING
Fiscal Year 2022-2023

GOVERNMENTAL FUNDS

General

General Fund 1001

Special Revenue

Highway Cash Fund 1110
 County Bridge and Road Improvement 1111
 Resale Property Budgeted Fund 1130
 Treasurer's Mortgage Tax Fee Fund 1140
 County Clerk's Lien Fee Fund 1150
 County Clerk UCC Central Filing Fund 1151
 County Clerk Records Preservation Fund 1152
 Sheriff Service Fee Fund 1160
 Sheriff Special Revenue Fund- 1161
 Sheriff Grant Fund 1162
 Assessor Revolving Fee Fund 1201
 Juvenile Probation Fee Fund 1231
 Juvenile Work Restitution Fund 1232
 Juvenile Grant Fund 1233
 Planning Commission Fee Fund 1240
 Local Emergency Planning Committee Fund 1250
 Emergency Management Fund 1251
 Court Services Fund 1260
 Community Sentencing Fund 1270
 Drug Court Fund 1280
 Drug Court Contribution Fund 1281
 Mental Health Court Fund 1282
 SHINE Program Fund 1290
 MIS Special Revenue Fund 1300
 Special Projects Fund CARES Act 1400
 Emergency Rental Assistance Program 1405
 Election Board-CTCL-COVID 19 Grant 1410
 American Rescue Plan 2021 1415

Capital Projects

Capital Improvement - Regular 2010
 Capital Improvements - Districts 2020
 Capital Improvements - Tinker Clearing 2030
 Capital Improvements – Tinker Clearing 2002 2031
 Capital Improvements – County Bonds 2008 2032
 Jail Facility 2040
 Sale of Property 2050
 Sale of Land – OSU Building 2060

Debt Service

County Sinking 3010

INTERNAL SERVICE FUNDS

Employee Benefits	4010
Worker's Compensation	4020
Self Insurance Fund.....	4030

**DEPARTMENT LISTING
Fiscal Year 2022-2023**

GENERAL FUND

General Government.....	110
Commissioners	120
Assessor	130
Assessor Visual Inspection	140
Treasurer	150
Court Clerk	160
County Clerk.....	170
Excise & Equalization	180
County Audit	190
District Attorney – State	200
District Attorney – County	210
Public Defender	230
Purchasing.....	240
Election Board	250
Centralized HR/Health & Safety	260
Employee Benefits Dept.	265
IT.....	270
Facilities Management	280
Facilities Management – Custodial.....	285
Planning Commission	300
Court Services.....	301
Sheriff	500
Juvenile Justice Bureau.....	520
Emergency Management	550
Social Services.....	610
Free Fair.....	710
Commissioners District 1	910
Commissioners District 2	920
Commissioners District 3	930
Engineer.....	940
Economic Development	950

Summary Budget Expenditure Accounts

Salaries and Wages	51000
Fringe Benefits.....	52000
Travel	53000
Maintenance and Operation	54000
Capital Outlay	55000

VEHICLES BY DEPARTMENT

	Year	Total	Autos	Vans & Buses	Motorcycles Scooters	Trucks (Not Pickups)	Heavy Equipment
District #1	2021	70	13	1	0	23	33
	2022	75	12	1	0	26	36
District #2	2021	49	10	2	0	18	19
	2022	61	17	2	0	15	27
District #3	2021	74	17	2	0	18	37
	2022	67	15	1	0	15	36
Election Board	2021	3	0	2	0	1	0
	2022	3	0	2	0	1	0
Emergency Mgmt	2021	43	5	0	0	38	0
	2022	41	3	0	0	38	0
Facilities	2021	12	8	1	0	1	2
	2022	8	6	2	0	0	0
Juvenile	2021	14	12	2	0	0	0
	2022	13	11	2	0	0	0
MIS	2021	2	1	1	0	0	0
	2022	0	0	0	0	0	0
Sheriff	2021	223	163	23	16	14	7
	2022	189	167	11	3	6	2
Social Services	2021	3	1	1	0	0	1
	2022	5	2	2	0	0	1
Treasurer	2021	19	8	0	0	4	7
	2022	14	2	0	0	6	6
Total	2021	512	238	35	16	117	106
Total	2022	476	235	23	3	107	108

This page intentionally left blank

